



US00D478632S

(12) **United States Design Patent**
Chen

(10) **Patent No.:** **US D478,632 S**

(45) **Date of Patent:** **** Aug. 19, 2003**

(54) **TELEPHONE STAND**

(75) Inventor: **Peter Chen**, West Windsor, NJ (US)

(73) Assignee: **Officemate International Corp.**,
Edison, NJ (US)

(**) Term: **14 Years**

(21) Appl. No.: **29/169,658**

(22) Filed: **Oct. 24, 2002**

(51) **LOC (7) Cl.** **19-02**

(52) **U.S. Cl.** **D19/87; D14/252; D6/449**

(58) **Field of Search** D6/449, 450, 400,
D6/466-469, 475, 491, 492, 509, 406.3,
406.5, 406.6; D14/251, 252; D19/78, 86,
87, 90, 91; 206/386, 599, 600, 278, 314,
315.9; 211/11, 85.4, 85.6, 14, 55, 72, 59.2,
50, 126.13, 126.16; 248/560, 441.1, 346.02,
448, 281; 312/223.4

(56) **References Cited**

U.S. PATENT DOCUMENTS

D153,242 S * 3/1949 Stensgaard D6/566

D293,493 S * 12/1987 Garr D6/449
D303,190 S * 9/1989 Suttles D6/491
D333,580 S * 3/1993 Brummett D6/491
D347,533 S * 6/1994 Lambert D6/491
D349,904 S * 8/1994 Arenberg D14/252
D359,179 S * 6/1995 Cucinotta D6/449
D470,533 S * 2/2003 Stravitz D19/87

* cited by examiner

Primary Examiner—Cathron C. Brooks

(74) *Attorney, Agent, or Firm*—Daniel Kirshner

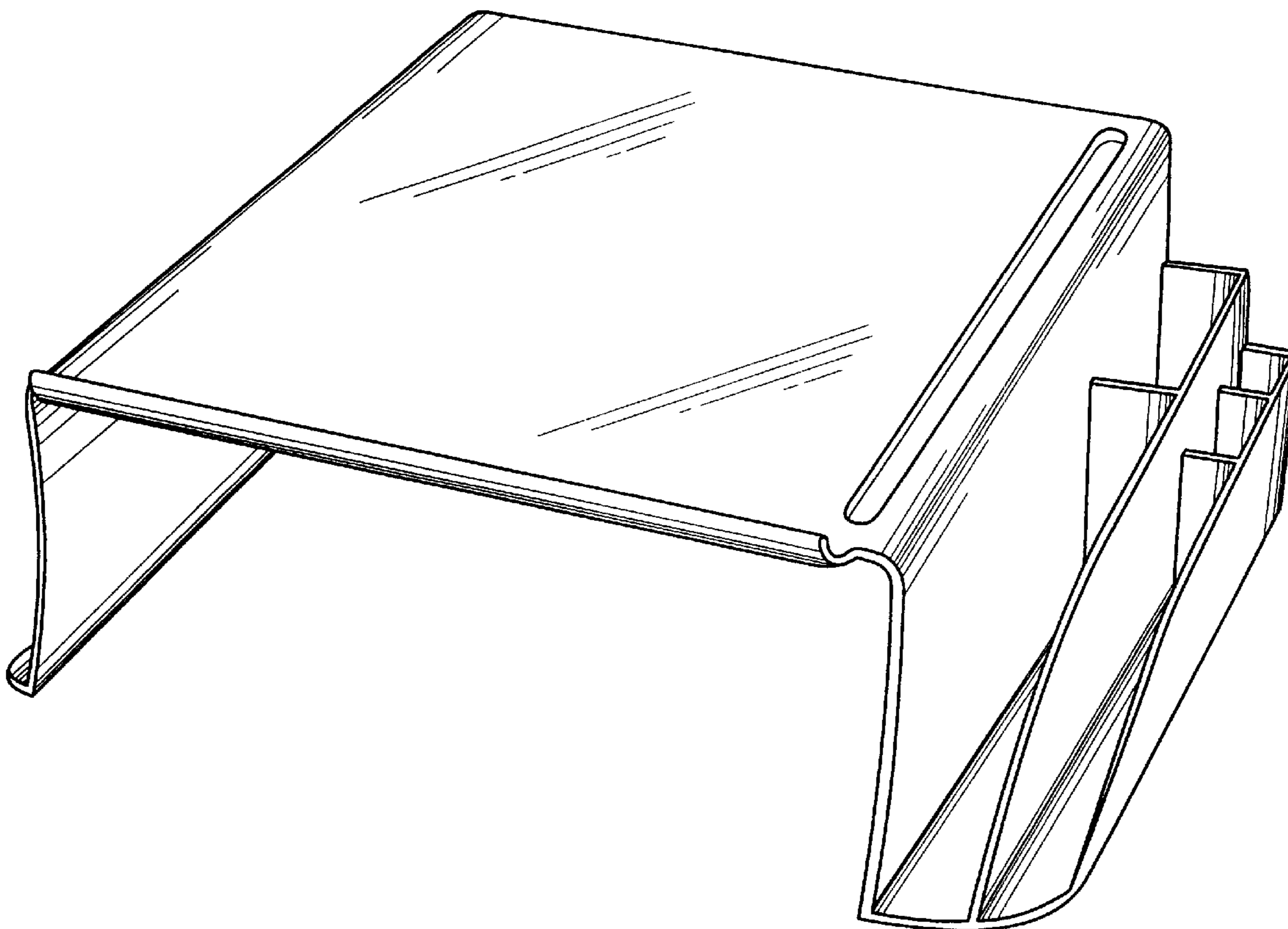
(57) **CLAIM**

The ornamental design for the telephone stand, as shown.

DESCRIPTION

FIG. 1 is a front perspective view of the telephone stand showing the design;
FIG. 2 is a front elevational view thereof;
FIG. 3 is a rear elevational view thereof;
FIG. 4 is a right side elevational view thereof;
FIG. 5 is a left side elevational view thereof;
FIG. 6 is a top plan view thereof; and,
FIG. 7 is a bottom plan view thereof.

1 Claim, 5 Drawing Sheets






FIG. 1




FIG. 2

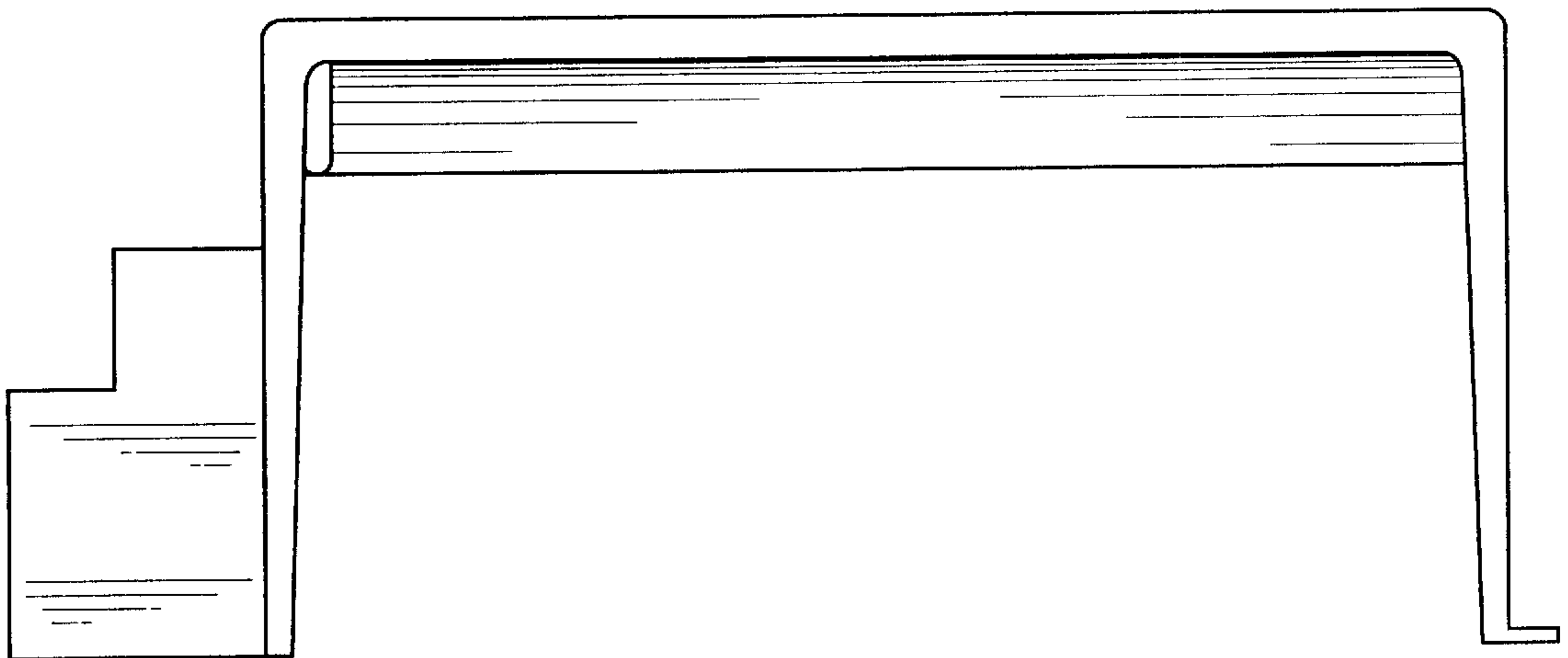


FIG. 3

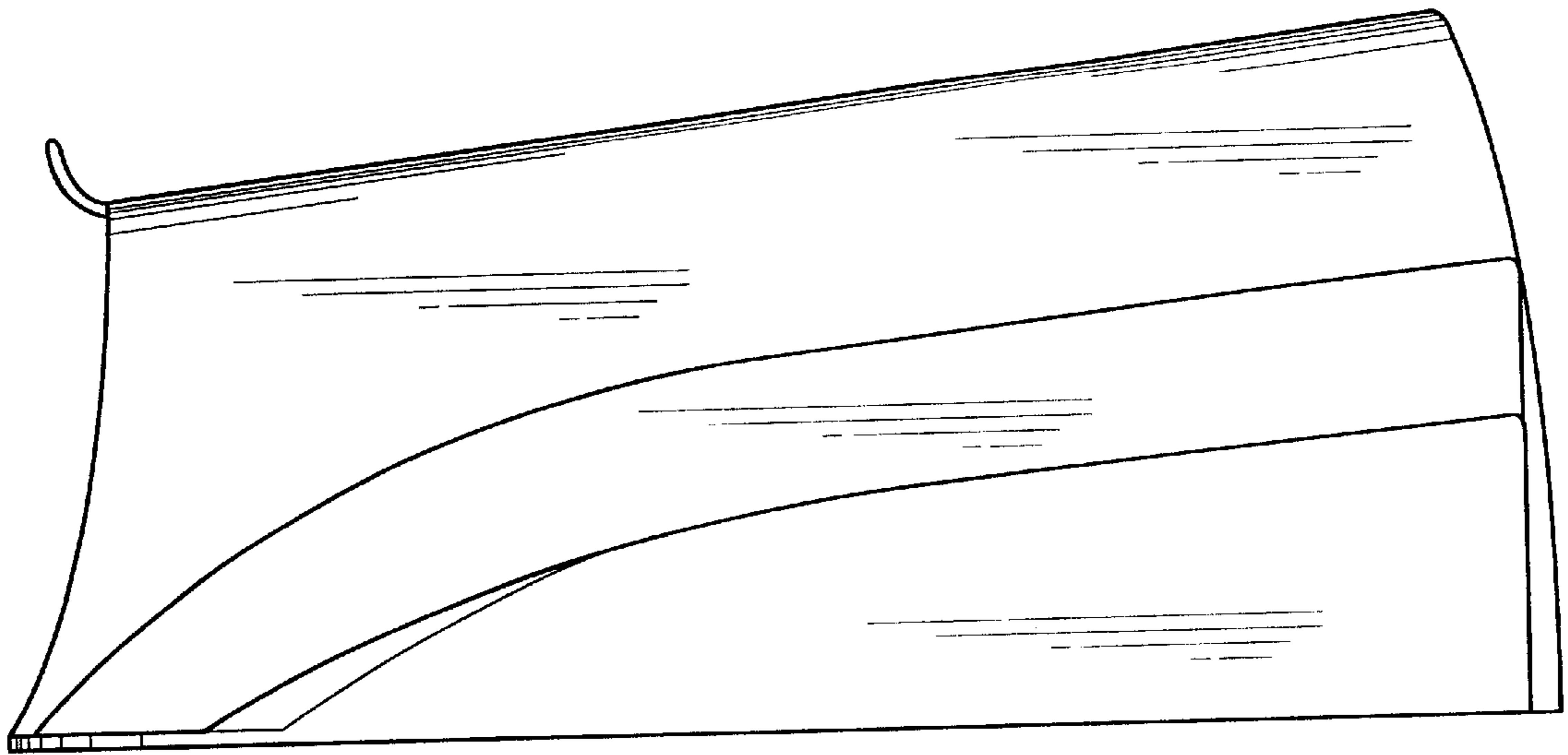


FIG. 4




FIG. 5




FIG. 6




FIG. 7