



US00D478630S

(12) **United States Design Patent**
Riggins

(10) **Patent No.:** **US D478,630 S**

(45) **Date of Patent:** **** Aug. 19, 2003**

(54) **PENCIL CLIP**

(76) **Inventor:** **Michael T. Riggins**, 18784 Bermuda St., Northridge, CA (US) 91326

(**) **Term:** **14 Years**

(21) **Appl. No.:** **29/162,070**

(22) **Filed:** **Jun. 7, 2002**

(51) **LOC (7) Cl.** **19-06**

(52) **U.S. Cl.** **D19/83; D19/78; D3/215; D8/396**

(58) **Field of Search** **D19/35, 36, 65, D19/75, 77, 78, 81-85, 99, 100; 281/30; 211/69.1-69.9; 248/316.7, 205.3; 401/131; D8/394-396; D3/215; 24/3.12, 67.9, 3.3, 10 R, 11 R, 11 PP; 224/247; D2/891**

(56) **References Cited**

U.S. PATENT DOCUMENTS

- 637,889 A * 11/1899 Parker et al. 281/30
- 1,481,984 A * 1/1924 Carnett 24/11 PP
- 2,549,200 A * 4/1951 Hooks 24/67.9
- 3,983,602 A * 10/1976 Barry 24/11 R

- 5,066,154 A * 11/1991 Renaud 401/131
- 5,184,375 A * 2/1993 Hoyt 224/247 X
- D352,963 S * 11/1994 Siler D19/83
- 5,820,095 A * 10/1998 Stone 248/316.7
- 5,829,103 A * 11/1998 Allen 24/11 R
- D407,537 S * 4/1999 Simpson D2/891

* cited by examiner

Primary Examiner—Martie K. Holtje

(74) *Attorney, Agent, or Firm*—Jack C. Munro


(57) **CLAIM**

The ornamental design for a pencil clip, as shown and described.

DESCRIPTION

FIG. 1 is a front perspective view of the pencil clip showing my new design;
 FIG. 2 is a rear elevational view thereof;
 FIG. 3 is a left side elevational view thereof;
 FIG. 4 is a front elevational view thereof;
 FIG. 5 is a top plan view thereof; and,
 FIG. 6 is a bottom plan view thereof.

1 Claim, 1 Drawing Sheet






FIG. 1

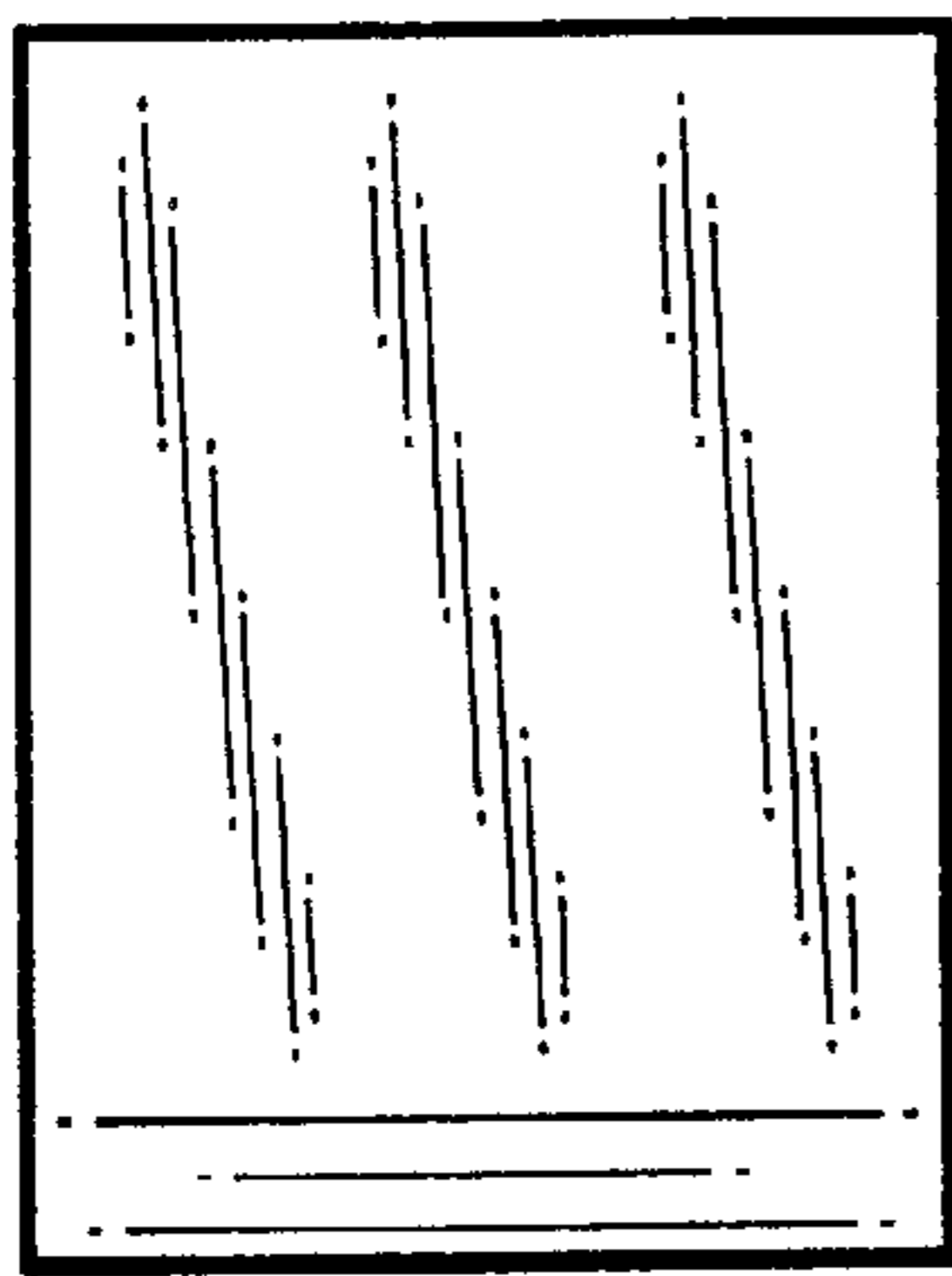


FIG. 2




FIG. 3

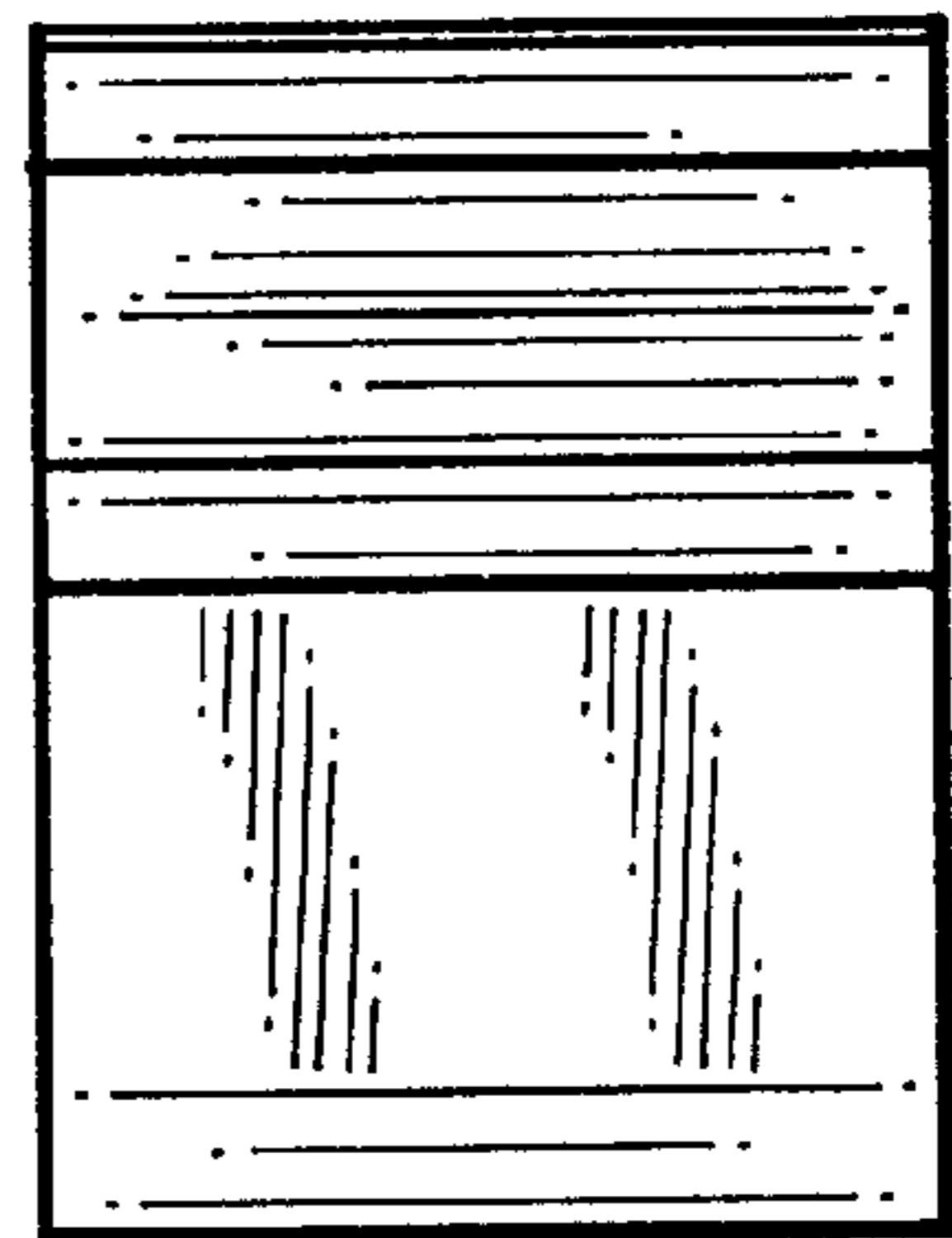


FIG. 4




FIG. 5




FIG. 6