



US00D478627S

(12) **United States Design Patent**
Moon

(10) **Patent No.:** **US D478,627 S**

(45) **Date of Patent:** **** Aug. 19, 2003**

- (54) **PEN**
- (75) **Inventor:** **Jaehoon Moon, Seoul (KR)**
- (73) **Assignee:** **Morris Pen Corporation, Incheon (KR)**
- (**) **Term:** **14 Years**
- (21) **Appl. No.:** **29/168,652**
- (22) **Filed:** **Oct. 7, 2002**
- (51) **LOC (7) Cl.** **19-06**
- (52) **U.S. Cl.** **D19/51; D19/55; D19/56**
- (58) **Field of Search** **D19/35, 36, 41-51, D19/53-58, 81-85; 401/6, 7, 88, 99, 100, 101, 103-106, 107-110, 111-117, 209**

- D463,491 S * 9/2002 Hwang D19/48
- D463,821 S * 10/2002 Nishida D19/47
- D463,823 S * 10/2002 Yoon D19/48
- D464,083 S * 10/2002 Yoon D19/51
- D472,577 S * 4/2003 Sakuno et al. D19/51

* cited by examiner

Primary Examiner—Martie K. Holtje
(74) *Attorney, Agent, or Firm*—John K. Park; Park & Sutton LLP

(56) **References Cited**

U.S. PATENT DOCUMENTS

- D374,893 S * 10/1996 Yazawa D19/51
- D404,070 S * 1/1999 Hasegawa D19/51
- D407,114 S * 3/1999 Sakuno D19/48
- D445,830 S * 7/2001 Yoon D19/48

(57) **CLAIM**

The ornamental design for a pen, as shown and described.

DESCRIPTION

FIG. 1 is a perspective view of a pen showing my new design;
FIG. 2 is a top plan view of FIG. 1;
FIG. 3 is a bottom plan view of FIG. 1;
FIG. 4 is a front elevational view of FIG. 1;
FIG. 5 is a side elevational view of FIG. 1, the opposite side being a mirror image; and,
FIG. 6 is a rear elevational view of FIG. 1.

1 Claim, 2 Drawing Sheets

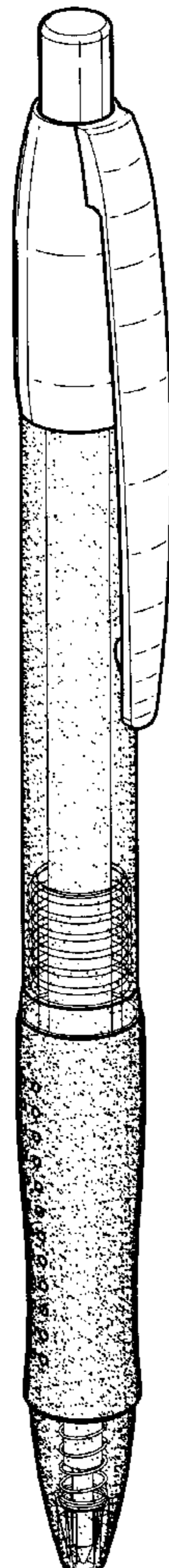


Fig. 1

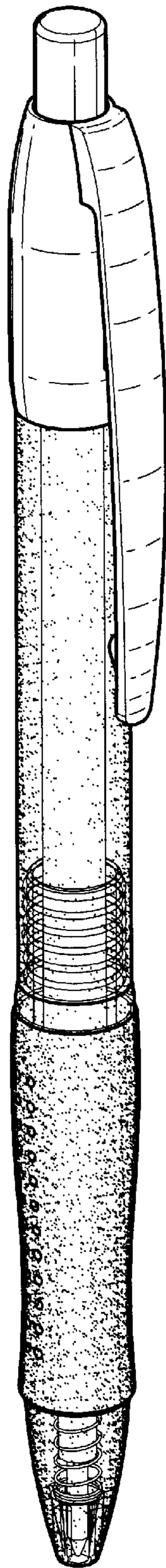


Fig. 2

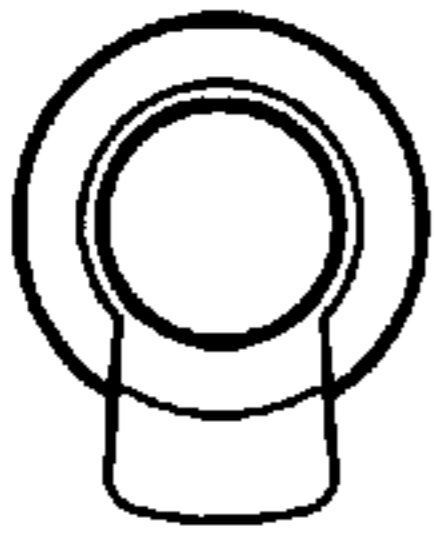


Fig. 3

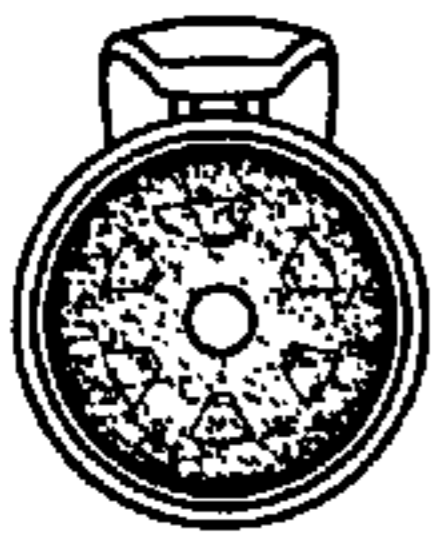


Fig. 4




Fig. 5




Fig. 6

