



US00D478626S

(12) **United States Design Patent**
Stropkay et al.

(10) **Patent No.:** **US D478,626 S**

(45) **Date of Patent:** **** Aug. 19, 2003**

(54) **WRITING INSTRUMENT**

(75) Inventors: **Scott E. Stropkay**, Carlisle, MA (US);
Neville E. Andrews, Naperville, IL (US)

(73) Assignee: **Berol Corporation**, Freeport, IL (US)

(**) Term: **14 Years**

(21) Appl. No.: **29/165,614**

(22) Filed: **Aug. 14, 2002**

(51) **LOC (7) Cl.** **19-06**

(52) **U.S. Cl.** **D19/51; D19/56**

(58) **Field of Search** D19/35, 36, 41-51,
D19/53-58, 81-85; 401/99, 100, 101, 103-106,
107-110, 111-117, 209

(56) **References Cited**

U.S. PATENT DOCUMENTS

D88,821 S	*	12/1932	Platt et al.	D19/56
D95,681 S	*	5/1935	Hanle	D19/56
D285,936 S		9/1986	Booker et al.	D19/51
D357,277 S		4/1995	Cappe de Baillon	D19/51
D372,048 S		7/1996	Hollington	D19/43
D378,763 S		4/1997	Hollington	D19/51
D396,729 S		8/1998	Ham	D19/48
D416,579 S	*	11/1999	Andrews et al.	D19/56
D416,580 S	*	11/1999	Andrews et al.	D19/56
D423,579 S		4/2000	Andrews et al.	D19/51

D433,704 S		11/2000	Kouda	D19/49
D438,245 S		2/2001	Hollington et al.	D19/50
D438,246 S		2/2001	Hollington et al.	D19/51
D438,248 S		2/2001	Hollington et al.	D19/56
D438,249 S		2/2001	Hollington et al.	D19/56
D443,896 S		6/2001	Briggl et al.	D19/49
D451,141 S		11/2001	Subilia	D19/51
D452,274 S	*	12/2001	Keda	D19/51
D453,187 S	*	1/2002	Keda	D19/48
D456,845 S		5/2002	Rommel	D19/49

* cited by examiner

Primary Examiner—Martie K. Holtje

(74) *Attorney, Agent, or Firm*—Marshall, Gerstein & Borun

(57) **CLAIM**

The ornamental design for a “writing instrument”, as shown and described.

DESCRIPTION

FIG. 1 is a left side perspective view taken from the front and below showing our new design;

FIG. 2 is a left side elevational view, the right side elevational view being a mirror image thereof;

FIG. 3 is a front view thereof;

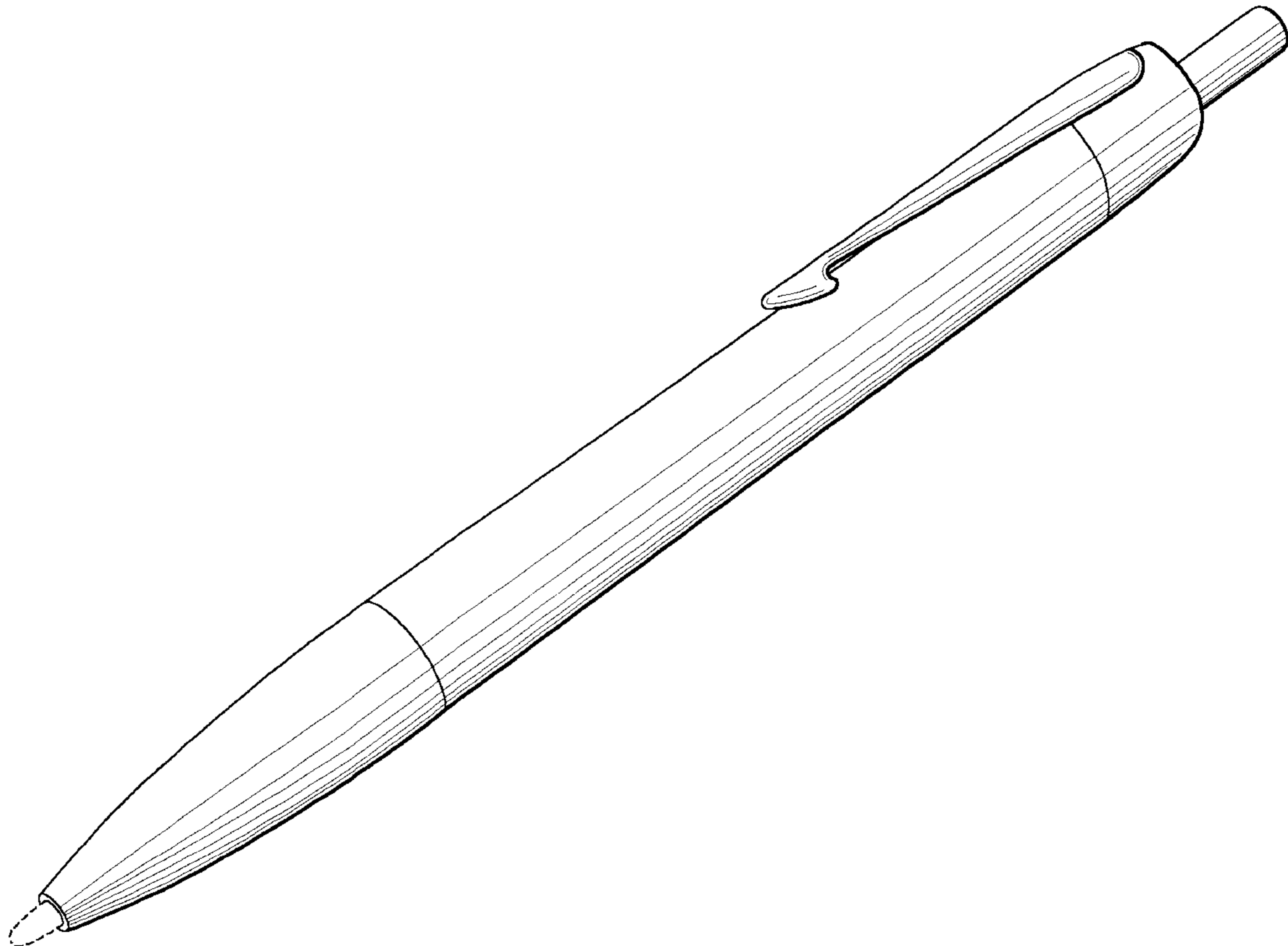
FIG. 4 is a rear view thereof;

FIG. 5 is a bottom view thereof; and,

FIG. 6 is a plan view.

The broken line showing a ballpoint is for illustrative purposes only and forms no part of the claimed design.

1 Claim, 2 Drawing Sheets



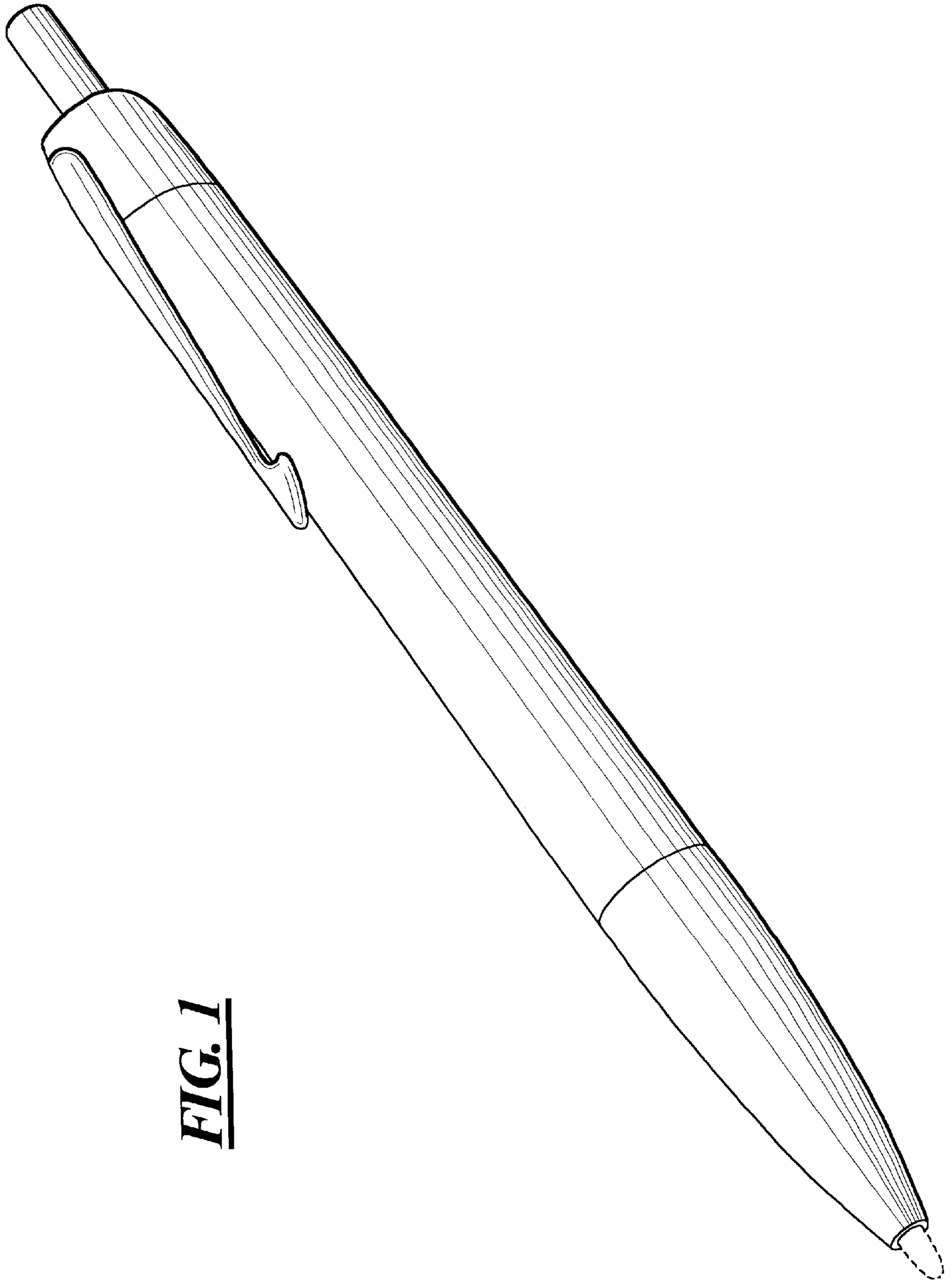


FIG. 1

FIG. 2

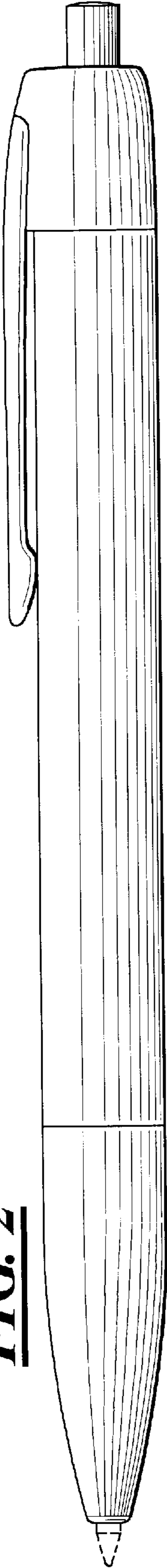


FIG. 3




FIG. 4

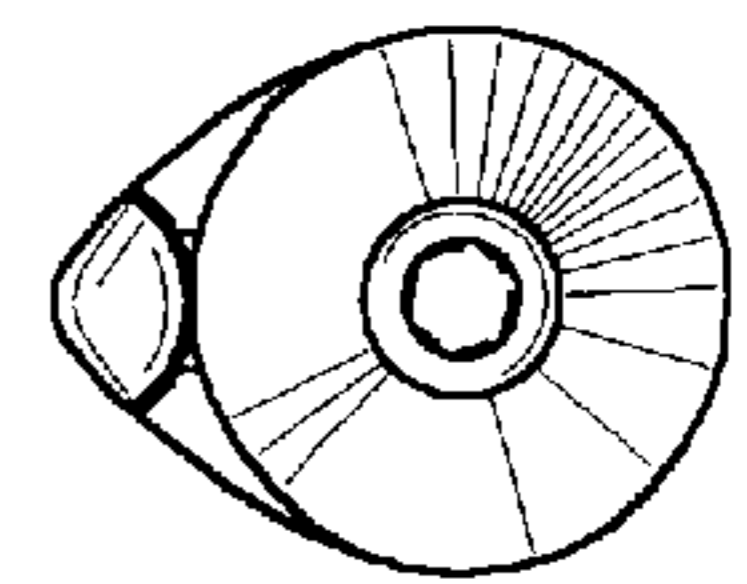



FIG. 5

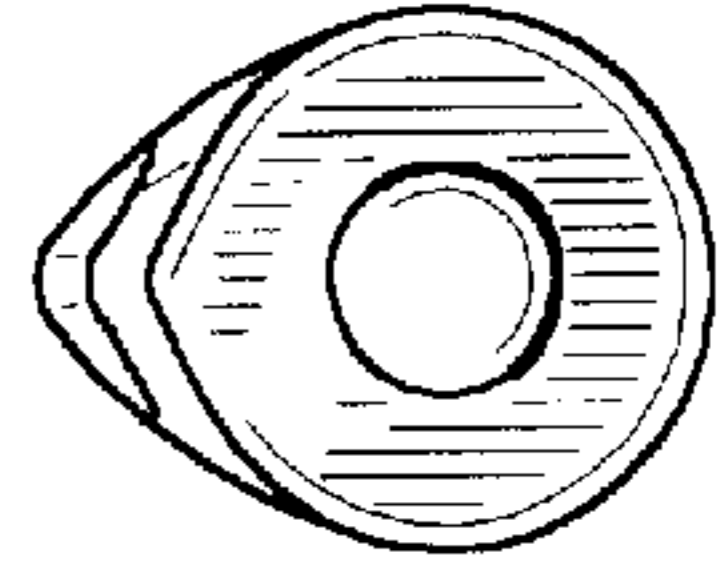


FIG. 6