



US00D478625S

(12) **United States Design Patent**
Yeh

(10) **Patent No.:** **US D478,625 S**

(45) **Date of Patent:** **** Aug. 19, 2003**

(54) **PEN**

(76) **Inventor:** **Kun-Tsai Yeh**, No. 68, Alley 42, Lane
338, Sec. 3, Tung-Men Rd., Tainan
(TW)

(**) **Term:** **14 Years**

(21) **Appl. No.:** **29/170,330**

(22) **Filed:** **Nov. 5, 2002**

(51) **LOC (7) Cl.** **19-06**

(52) **U.S. Cl.** **D19/43; D19/55; D19/56;**
D19/57

(58) **Field of Search** D19/35, 36, 41-51,
D19/53-58, 81-85; 401/6, 7, 88, 98, 192,
202, 209, 213, 243-247, 262

(56) **References Cited**

U.S. PATENT DOCUMENTS

2,726,760 A * 12/1955 Dulberg 401/19 X
2,799,506 A * 7/1957 Nord 401/195 X
5,026,189 A * 6/1991 Keil 401/29

D327,912 S * 7/1992 Tsai D19/51
D400,579 S * 11/1998 Ham D19/36
D452,529 S * 12/2001 Tsuchida D19/66
D465,237 S * 11/2002 Qiu D19/43

* cited by examiner

Primary Examiner—Martie K. Holtje
(74) *Attorney, Agent, or Firm*—Dennison, Schultz &
Dougherty


(57) **CLAIM**

The ornamental design for a pen, as shown.

DESCRIPTION

FIG. 1 is a front-left-top perspective view of a pen, showing
my new design;
FIG. 2 is a front elevational view thereof;
FIG. 3 is a rear elevational view thereof;
FIG. 4 is a left elevational view thereof;
FIG. 5 is a right elevational view thereof;
FIG. 6 is a top plan view thereof; and,
FIG. 7 is a bottom plan view thereof.

1 Claim, 4 Drawing Sheets






FIG. 1

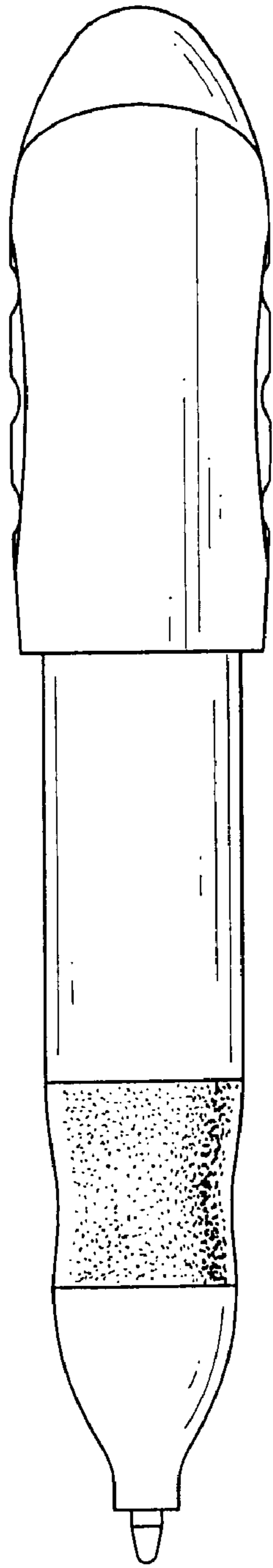


FIG. 3

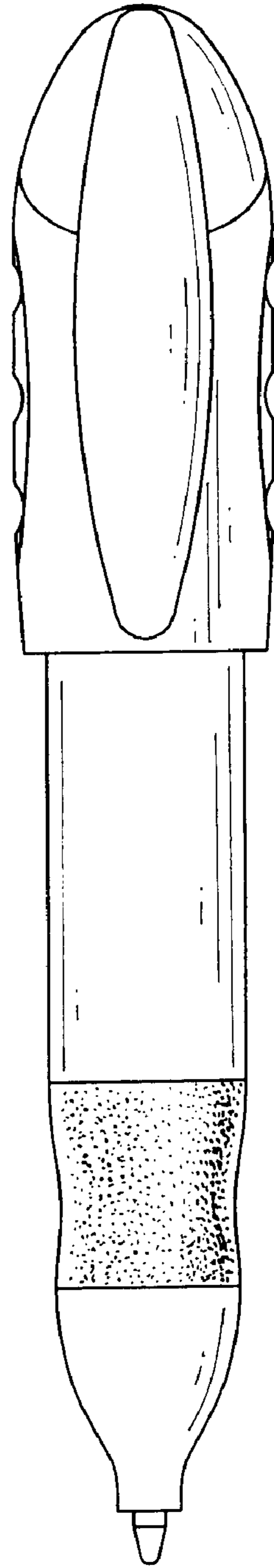


FIG. 2

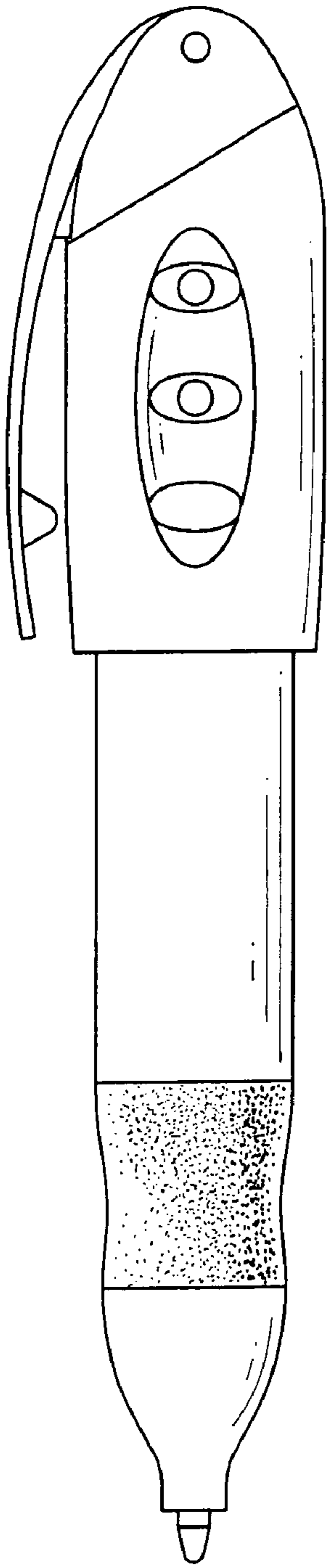


FIG. 5

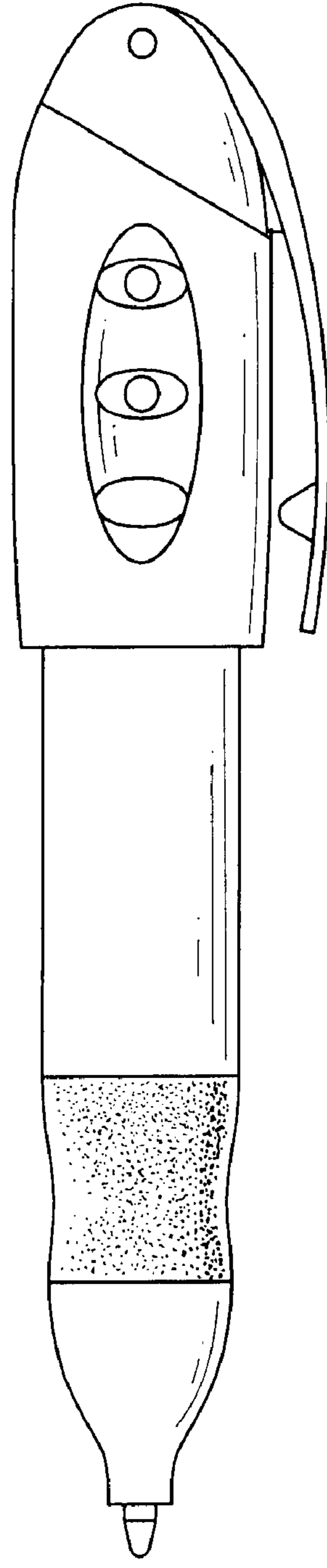


FIG. 4

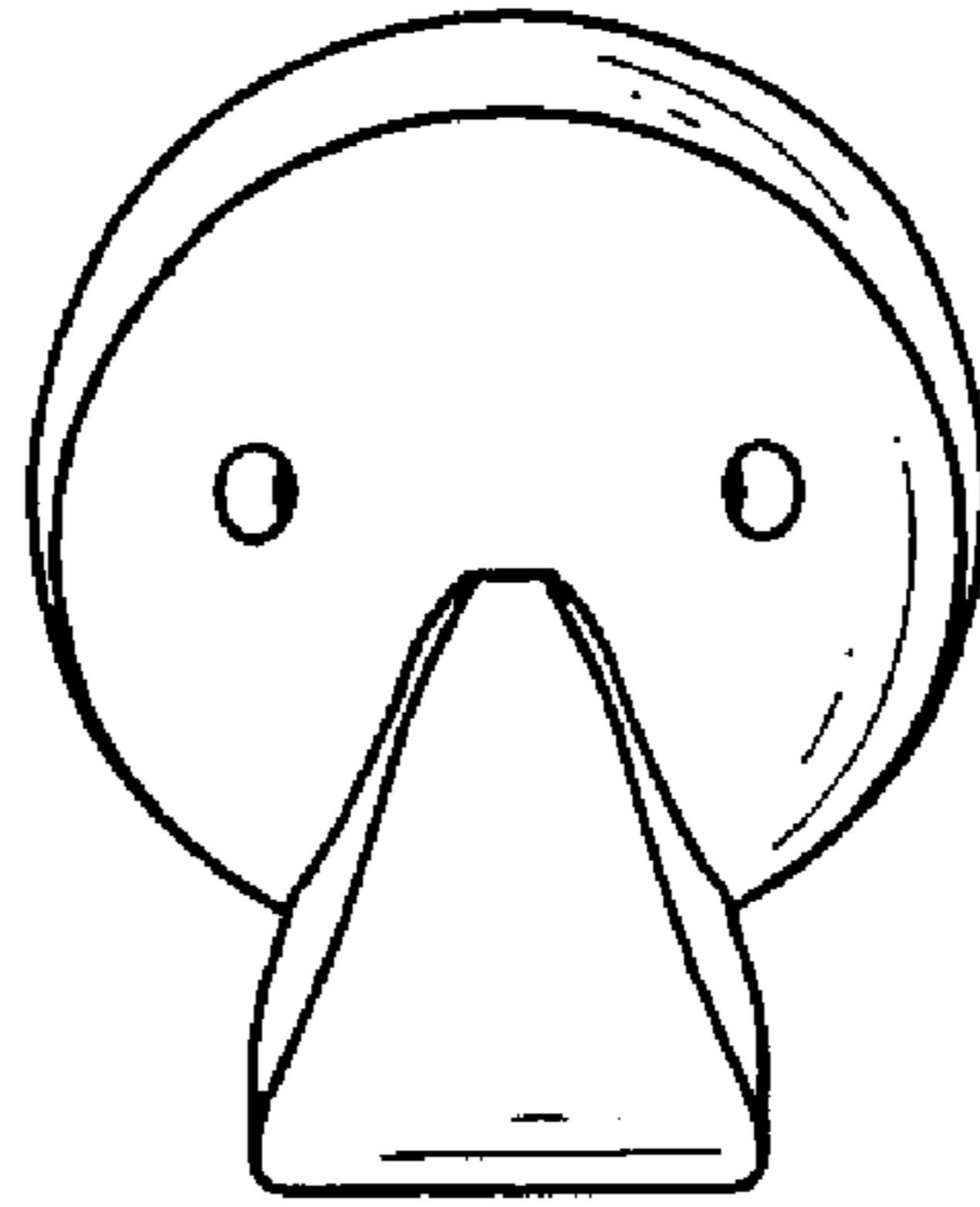


FIG. 6

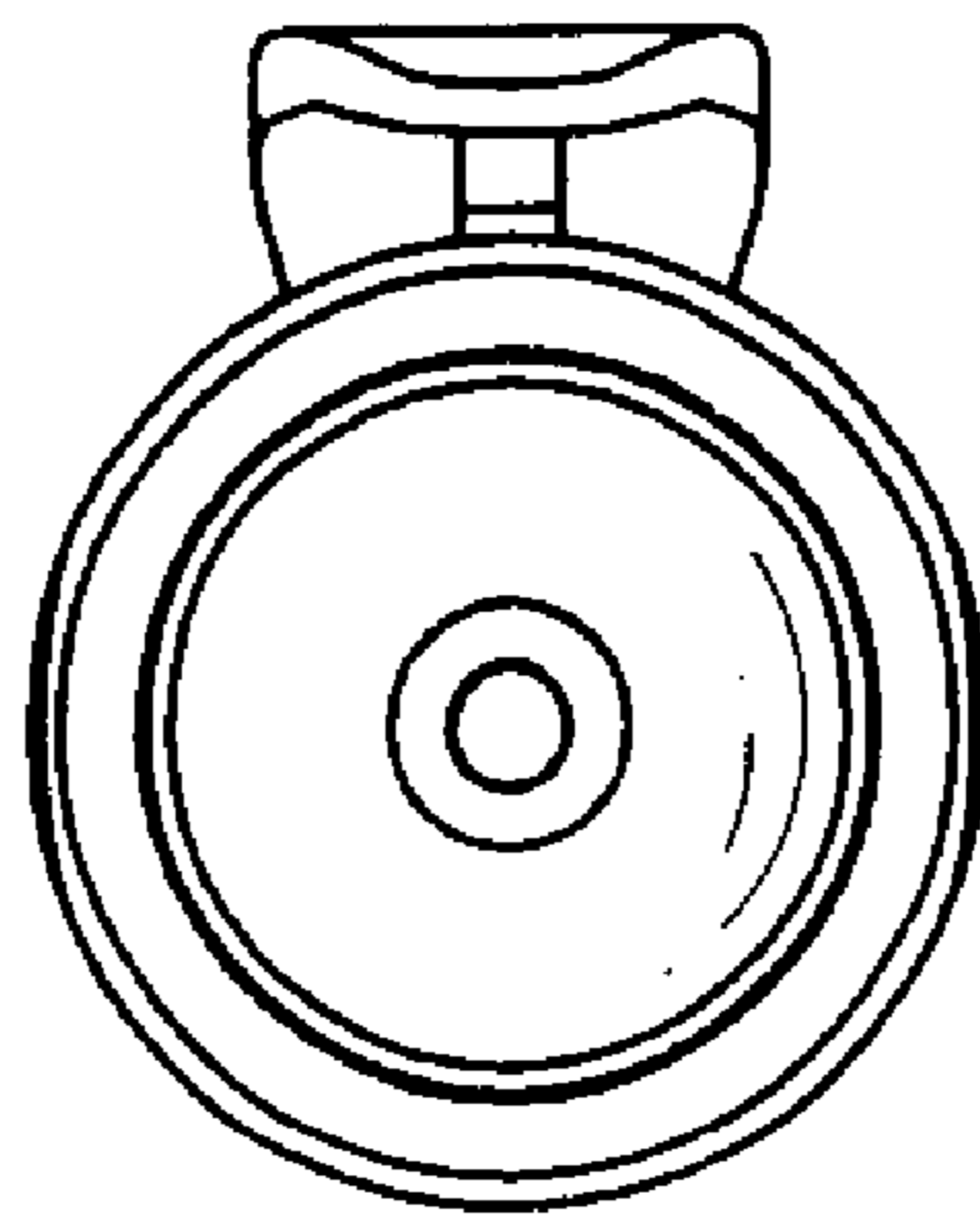


FIG. 7