



US00D478590S

(12) **United States Design Patent**  
**Hussaini et al.**

(10) **Patent No.:** **US D478,590 S**

(45) **Date of Patent:** **\*\* Aug. 19, 2003**

(54) **VIDEO GAME CONTROLLER**

D469,766 S \* 2/2003 Hussaini et al. .... D14/401

(75) Inventors: **Saied Hussaini**, Miami, FL (US); **Marc Iacovelli**, Miami, FL (US)

\* cited by examiner

*Primary Examiner*—Prabhakar Deshmukh

(73) Assignee: **Intec, Inc.**, Miami, FL (US)

(74) *Attorney, Agent, or Firm*—Liniak, Berenato & White

(\*\*) Term: **14 Years**

(57) **CLAIM**

(21) Appl. No.: **29/175,004**

The ornamental design for a video game controller, as shown and described.

(22) Filed: **Jan. 29, 2003**

**DESCRIPTION**

(51) **LOC (7) Cl.** ..... **14-02**

FIG. 1 is a top View of the video game controller according to the present invention.

(52) **U.S. Cl.** ..... **D14/401**

FIG. 2 is a bottom view of the video game controller of FIG. 1.

(58) **Field of Search** ..... D14/400, 401, D14/412-416; D21/324, 333; 273/148 B; 465/1, 37, 38, 40-47; 345/156-161, 905

FIG. 3 is a left side view of the video game controller of FIG. 1.

(56) **References Cited**

FIG. 4 is a right side view of the video game controller of FIG. 1.

**U.S. PATENT DOCUMENTS**

FIG. 5 is a front view of the video game controller of FIG. 1.

- D363,320 S \* 10/1995 Barthelemy et al. .... D14/401
- D387,392 S \* 12/1997 Lien ..... D14/401
- 6,001,015 A \* 12/1999 Nishiumi et al. .... 463/38
- 6,171,191 B1 \* 1/2001 Ogata et al. .... 273/148 B
- 6,231,444 B1 \* 5/2001 Goto et al. .... 273/148 B
- 6,394,906 B1 \* 5/2002 Ogata ..... 463/38
- D459,727 S \* 7/2002 Ashida ..... D14/401
- D465,221 S \* 11/2002 Hussaini et al. .... D14/401
- D467,923 S \* 12/2002 Lim ..... D14/401
- D469,437 S \* 1/2003 Hussaini et al. .... D14/401

FIG. 6 is a rear view of the video game controller of FIG. 1; and,

FIG. 7 is a rear elevational perspective view of the video game controller of FIG. 1.

The broken line showing of electric conduit is for illustrative purpose only and forms no part of the claimed design.

**1 Claim, 4 Drawing Sheets**

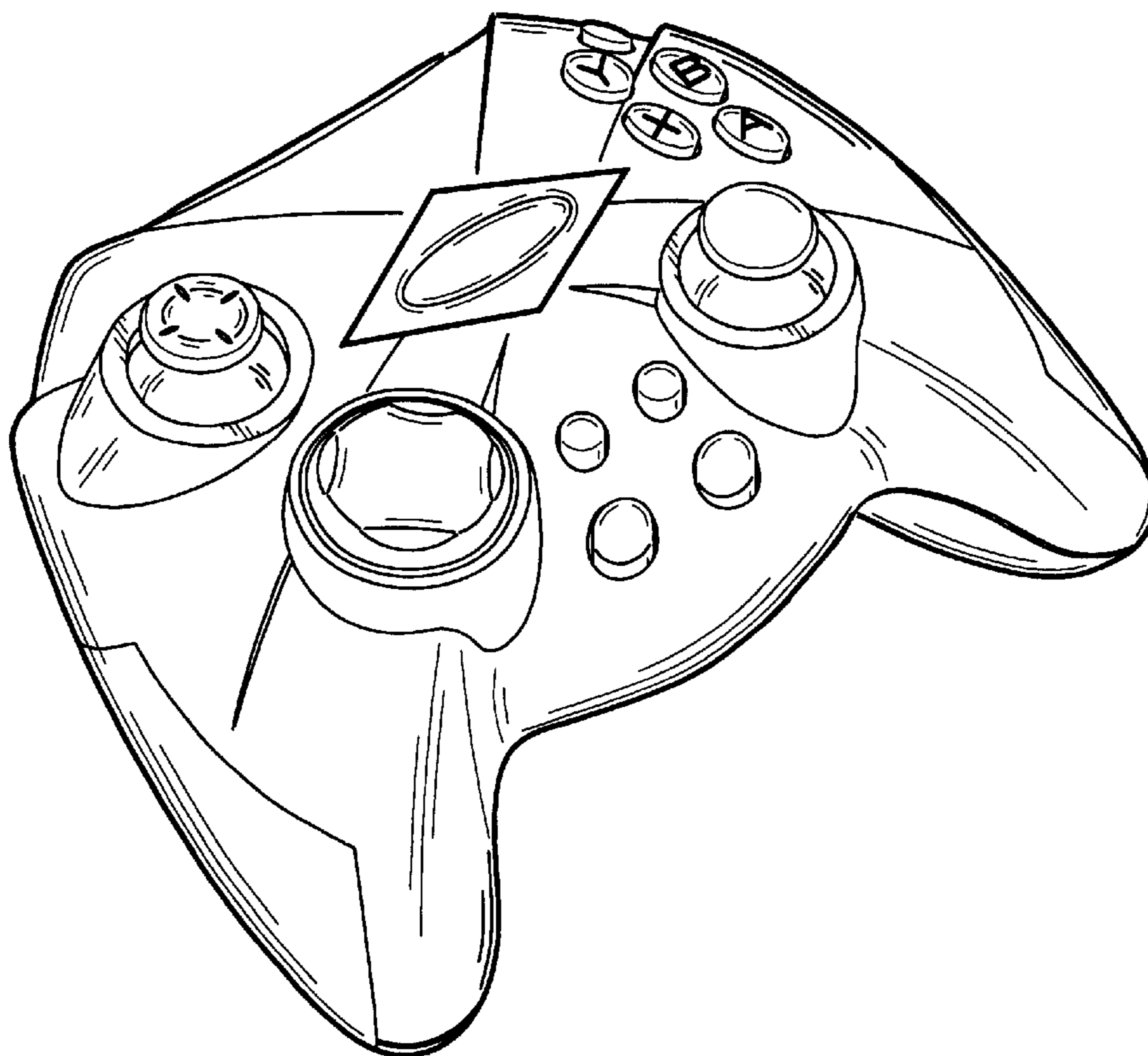


Fig. 1




Fig. 2

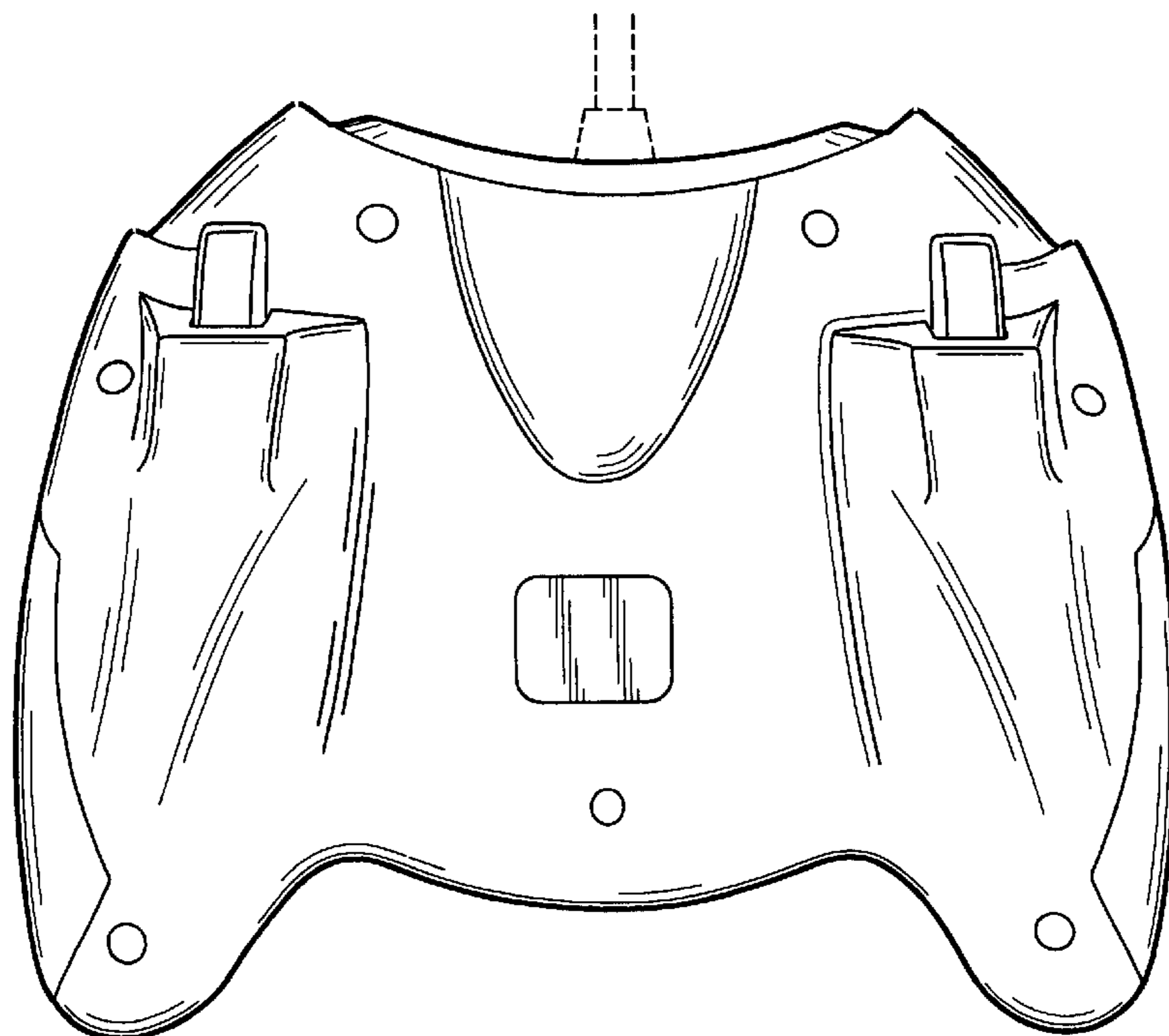


Fig. 3

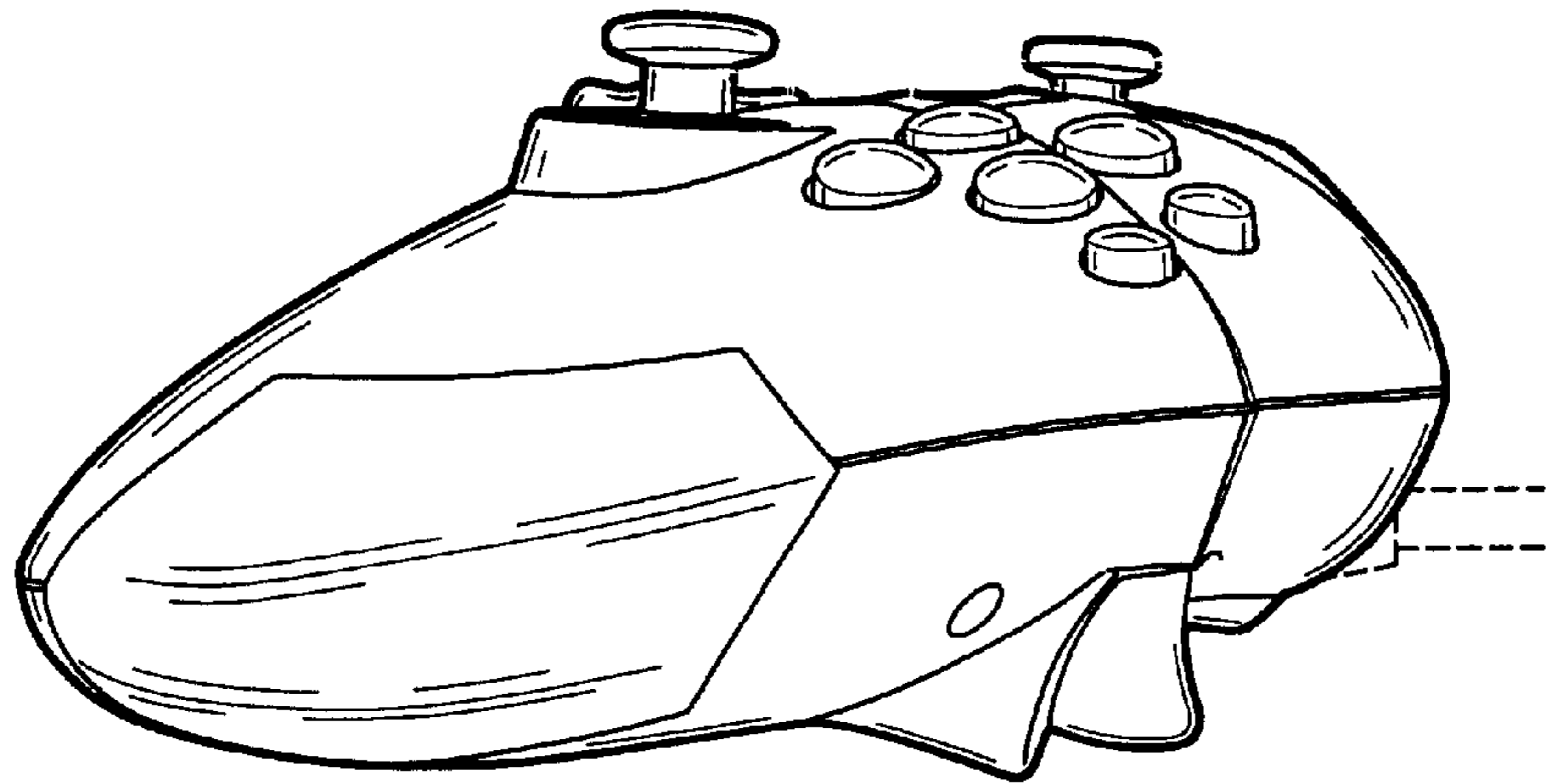


Fig. 4

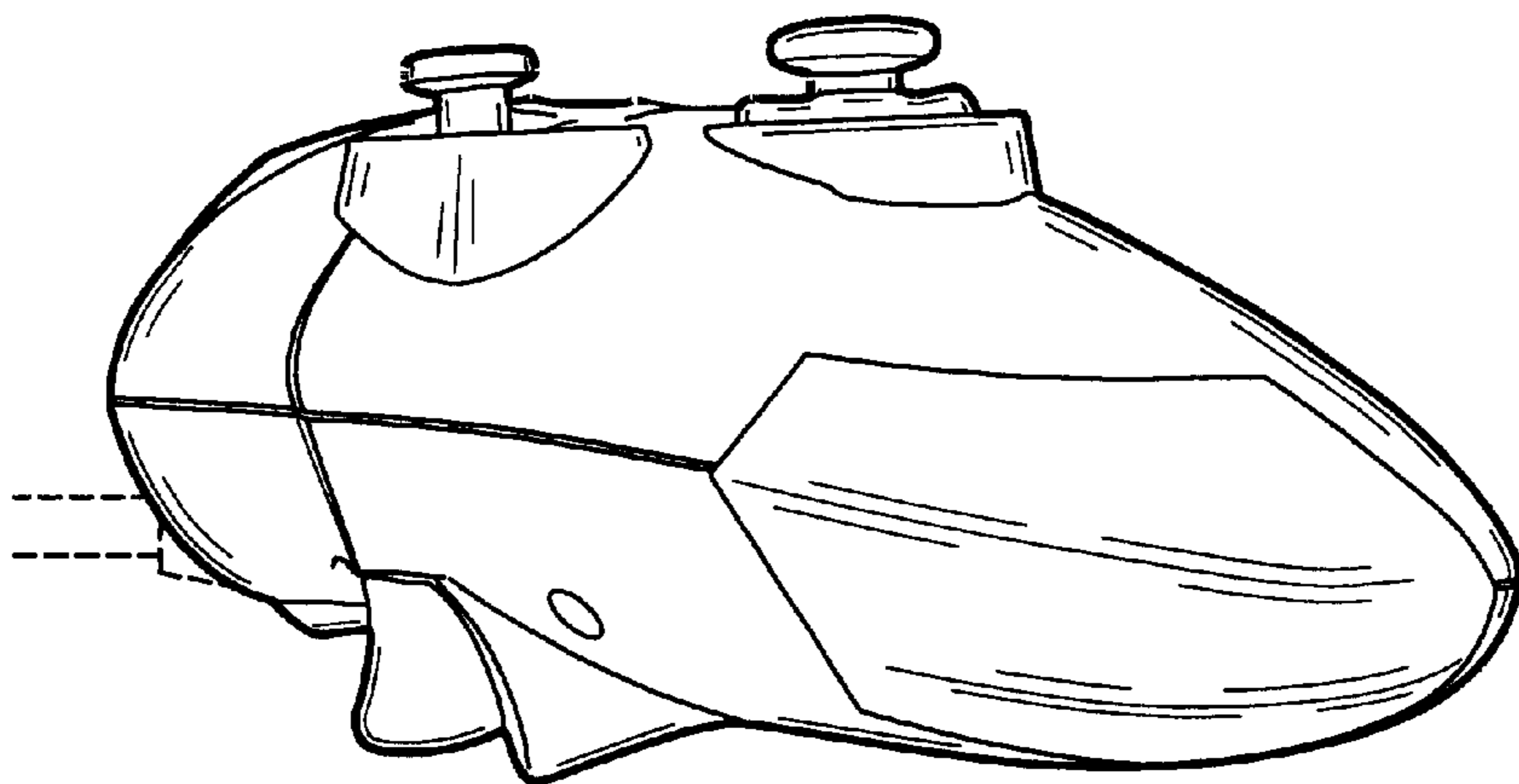


Fig. 5

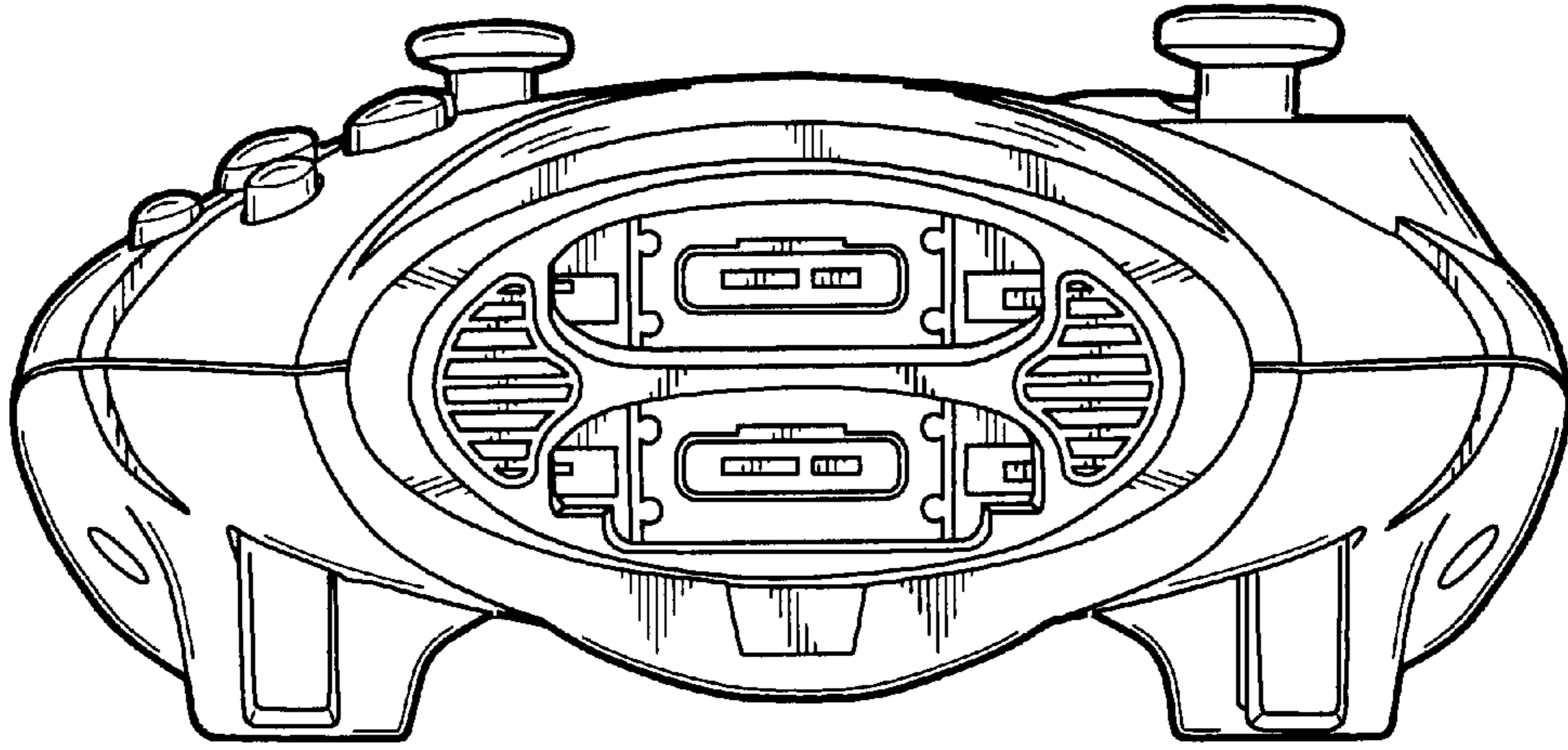


Fig. 6

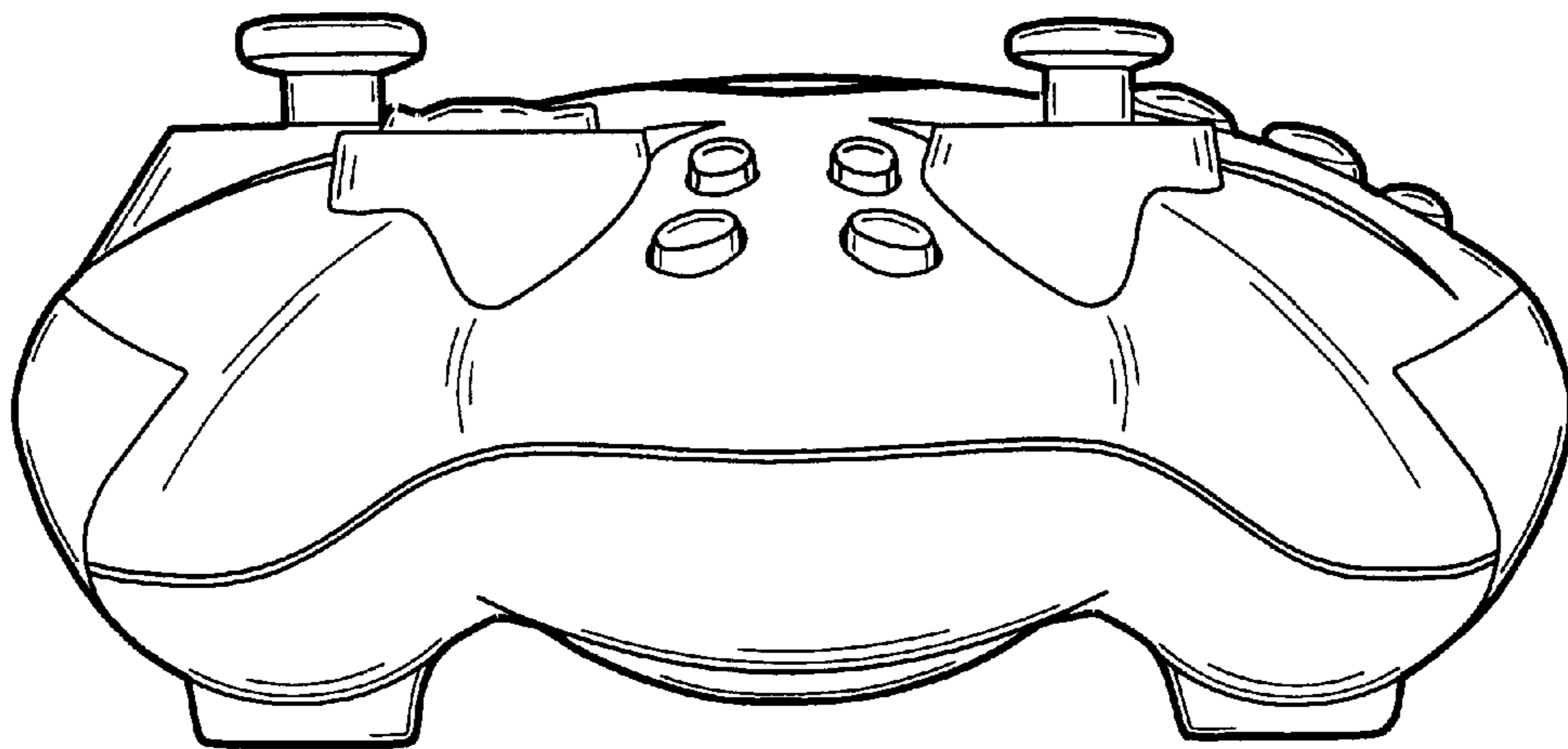


Fig. 7

