



US00D478585S

(12) **United States Design Patent**  
**Griffin**

(10) **Patent No.:** **US D478,585 S**

(45) **Date of Patent:** **\*\* Aug. 19, 2003**

(54) **HAND HELD ELECTRONIC DEVICE WITH  
KEYBOARD AND AUXILIARY INPUT**

D416,256 S 11/1999 Griffin et al. .... D14/191  
D472,551 S \* 4/2003 Griffin ..... D14/346

(75) Inventor: **Jason T. Griffin**, Waterloo (CA)

\* cited by examiner

(73) Assignee: **Research In Motion Limited**, Waterloo  
(CA)

*Primary Examiner*—Freda Nunn  
(74) *Attorney, Agent, or Firm*—Jones Day; Krishna K.  
Pathiyal, Esq.; Charles B. Meyer, Esq.

(\*\*) Term: **14 Years**

(57) **CLAIM**

(21) Appl. No.: **29/175,616**

I claim the ornamental design for a hand held electronic device with keyboard and auxiliary input, as shown and described.

(22) Filed: **Feb. 6, 2003**

**Related U.S. Application Data**

**DESCRIPTION**

(62) Division of application No. 29/151,070, filed on Nov. 30, 2001, now Pat. No. Des. 472,551.

FIG. 1 is a front perspective of a handheld electronic device in accordance with our design;

(51) **LOC (7) Cl.** ..... **14-02**

FIG. 2 is a back elevation of a handheld electronic device in accordance with our design;

(52) **U.S. Cl.** ..... **D14/346**

FIG. 3 is a left side elevation of a handheld electronic device in accordance with our design;

(58) **Field of Search** ..... D14/341–346,  
D14/387, 191; D18/1, 2, 7; 235/145 A,  
145 R; 341/22, 23; 345/156, 168, 169,  
172, 173; 349/12; 361/680–686; 33/443

FIG. 4 is a right side elevation of a handheld electronic device in accordance with our design;

FIG. 5 is a top plan of a handheld electronic device in accordance with our design;

(56) **References Cited**


FIG. 6 is a bottom plan of a handheld electronic device in accordance with our design; and,

**U.S. PATENT DOCUMENTS**

FIG. 7 is a front elevation of a handheld electronic device in accordance with our design.

4,611,406 A \* 9/1986 Engstrom et al. .... 33/443  
D348,439 S 7/1994 Luong ..... D14/105  
D367,043 S 2/1996 Ross et al. .... D14/100  
D386,497 S 11/1997 Huslig et al. .... D14/191

**1 Claim, 3 Drawing Sheets**






FIG. 1

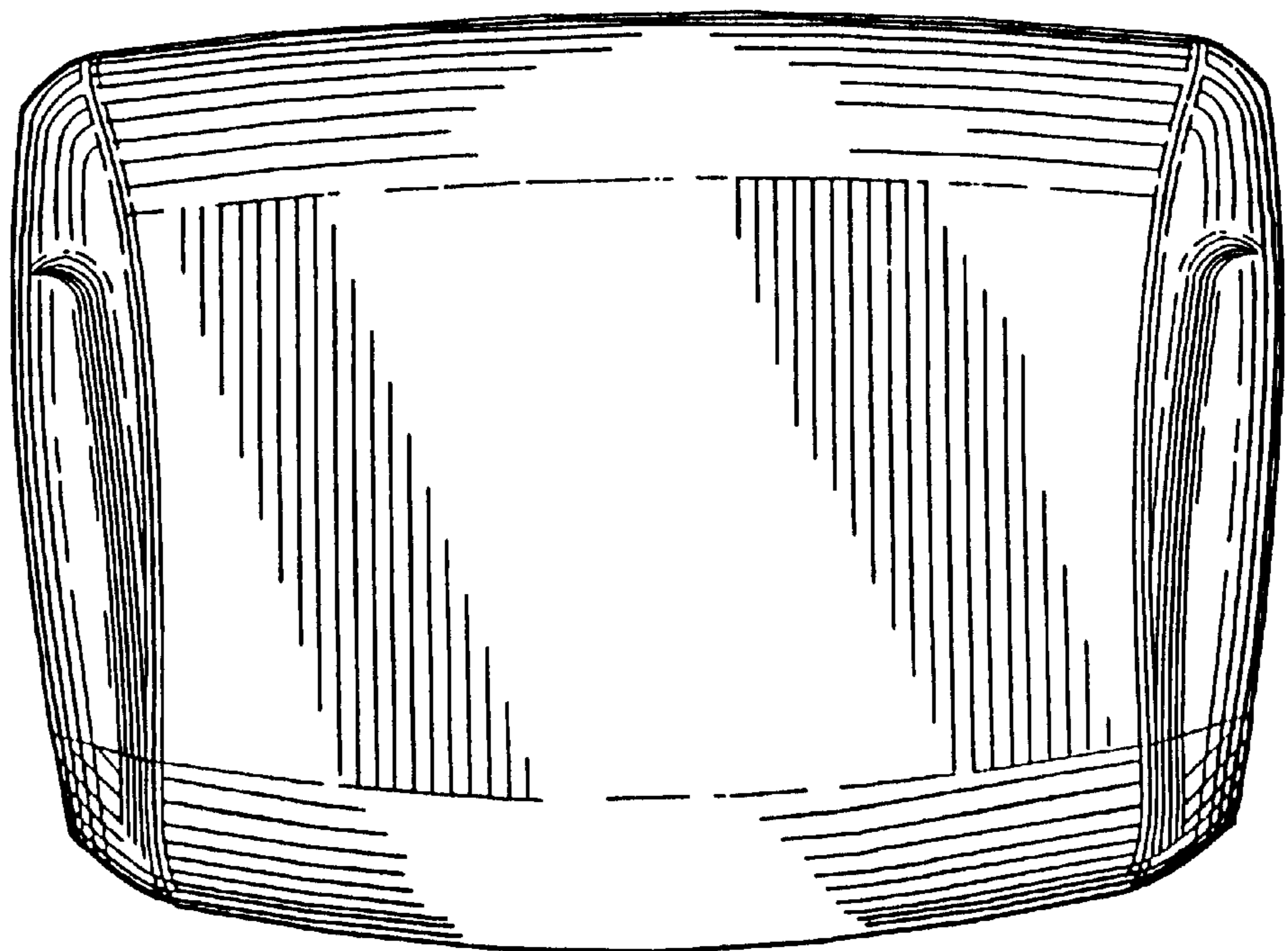


FIG. 2



FIG. 3



FIG. 4




FIG. 5




FIG. 6

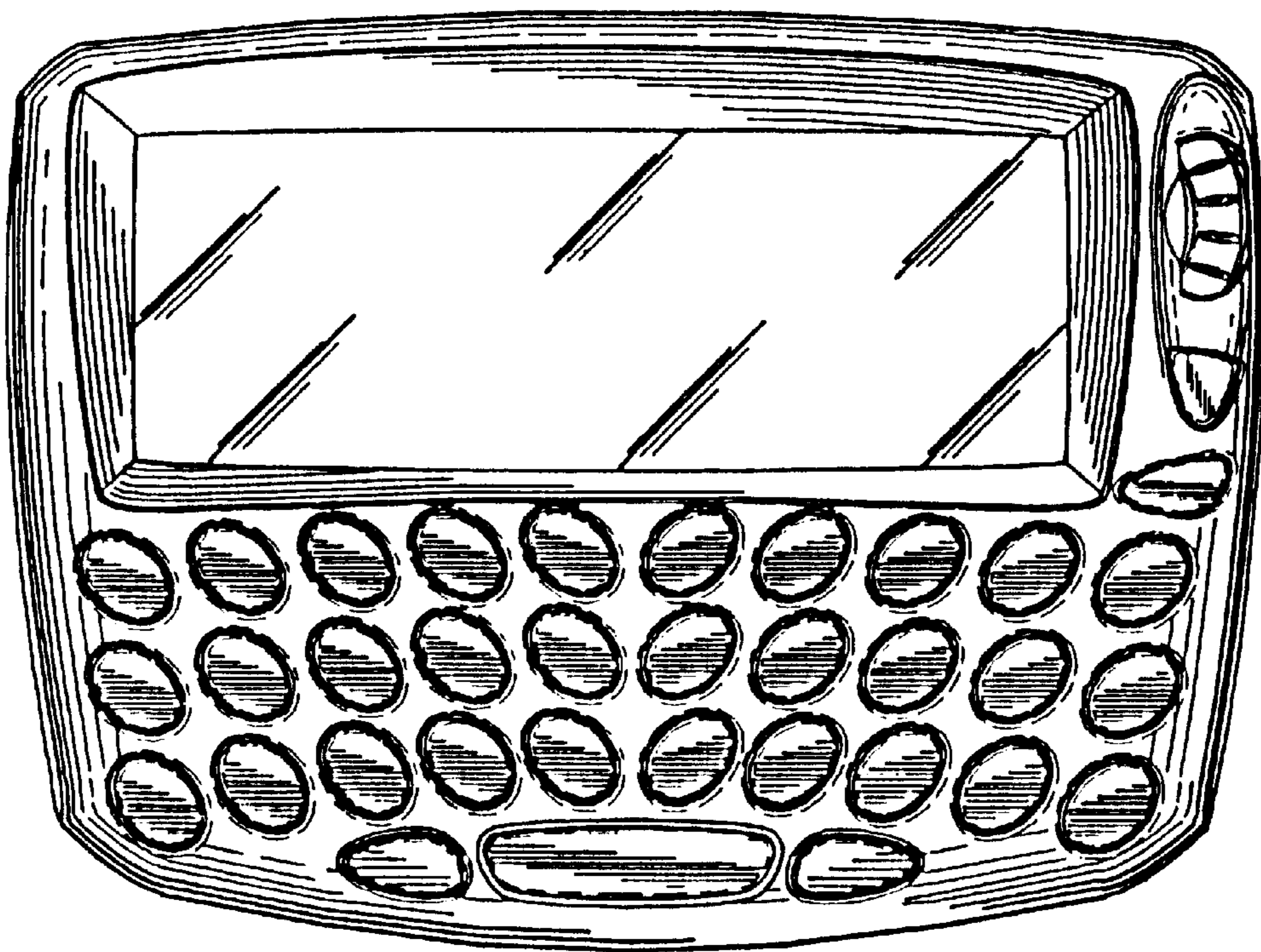


FIG. 7