



US00D478582S

(12) **United States Design Patent**  
**Becker et al.**

(10) **Patent No.:** **US D478,582 S**

(45) **Date of Patent:** **\*\* Aug. 19, 2003**

(54) **INDICATOR DEVICE**

(75) Inventors: **Michael Becker**, Netphen (DE); **Dirk Mainhardt**, Mittenaar/Ballersbach (DE)

(73) Assignee: **Rittal Rudolf Loh GmbH & Co. KG**, Herborn (DE)

(\*\*) Term: **14 Years**

(21) Appl. No.: **29/143,026**

(22) Filed: **Jun. 5, 2001**

(30) **Foreign Application Priority Data**

Dec. 9, 2000 (DE) ..... 400 11 750

(51) **LOC (7) Cl.** ..... **14-02**

(52) **U.S. Cl.** ..... **D14/302**

(58) **Field of Search** ..... D14/130, 146,  
D14/302, 305, 374, 900; D13/163; D20/10;  
D25/1; D99/28; 194/205, 206; 361/687

(56) **References Cited**

**U.S. PATENT DOCUMENTS**

D364,382 S \* 11/1995 Yamamoto ..... D13/163  
D377,784 S \* 2/1997 Wilson ..... D14/302  
D378,082 S \* 2/1997 Wilson ..... D14/302  
D391,565 S \* 3/1998 Nanjo ..... D14/130  
D408,458 S \* 4/1999 Hempel ..... D20/10  
D417,440 S \* 12/1999 Wilson ..... D14/374

D422,568 S \* 4/2000 Brunetti ..... D14/302

D434,078 S \* 11/2000 Matsumoto ..... D20/10

D436,999 S \* 1/2001 Cronley ..... D20/10

\* cited by examiner

*Primary Examiner*—Freda Nunn

(74) *Attorney, Agent, or Firm*—Pauley Petersen Kinne & Erickson

(57) **CLAIM**

The ornamental design for an indicator device, as shown and described.

**DESCRIPTION**

FIG. 1 is a front perspective view of an indicator device, according to one preferred embodiment of this invention; FIG. 2 is a side view of the indicator device, as shown in FIG. 1;

FIG. 3 is a side view, opposite the side view shown in FIG. 2, of the indicator device as shown in FIG. 1;


FIG. 4 is top view of the indicator device as shown in FIG. 1;

FIG. 5 is a bottom view of the indicator device as shown in FIG. 1;

FIG. 6 is a front view of the indicator device as shown in FIG. 1; and,

FIG. 7 is a rear view of the indicator device as shown in FIG. 1.

**1 Claim, 7 Drawing Sheets**



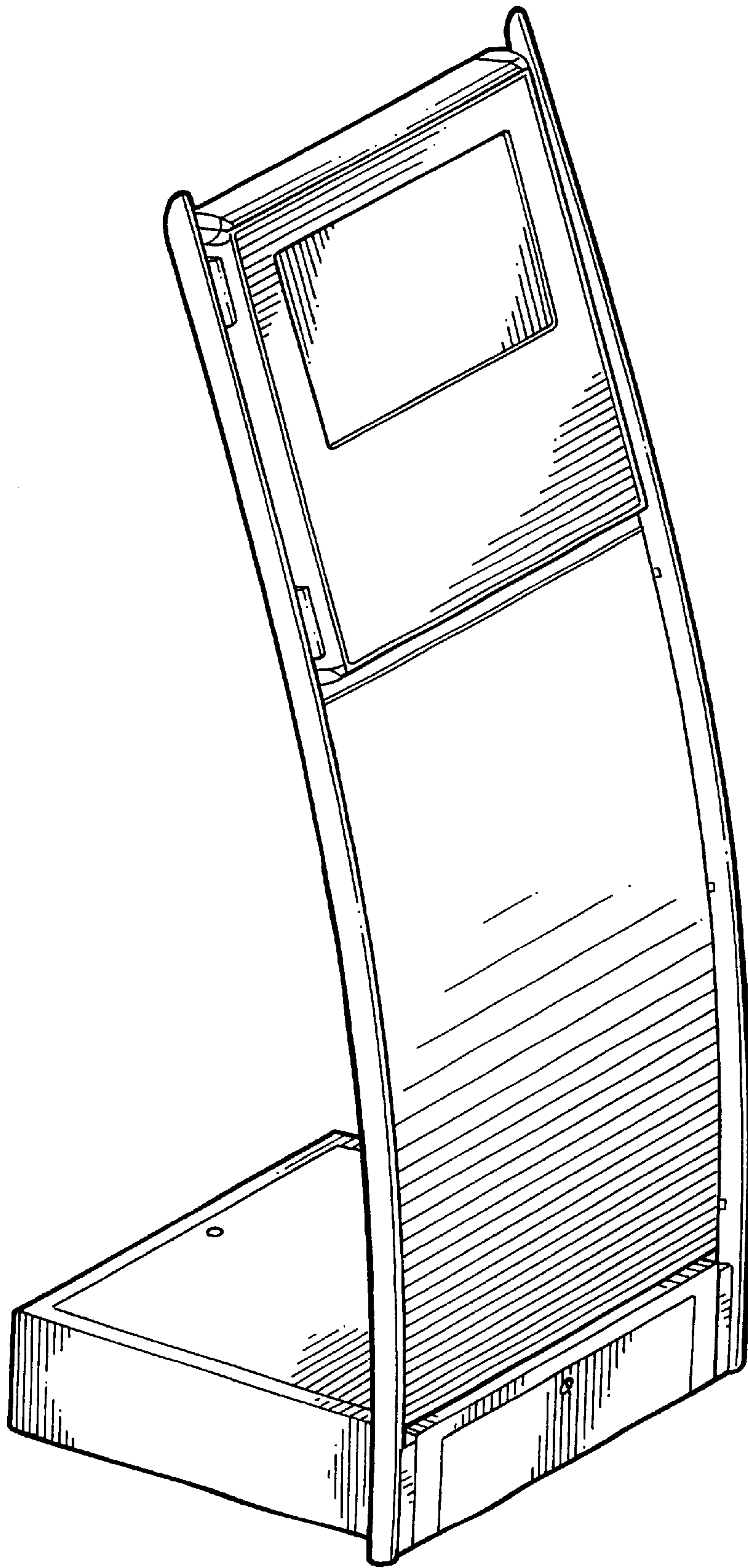


FIG. 1

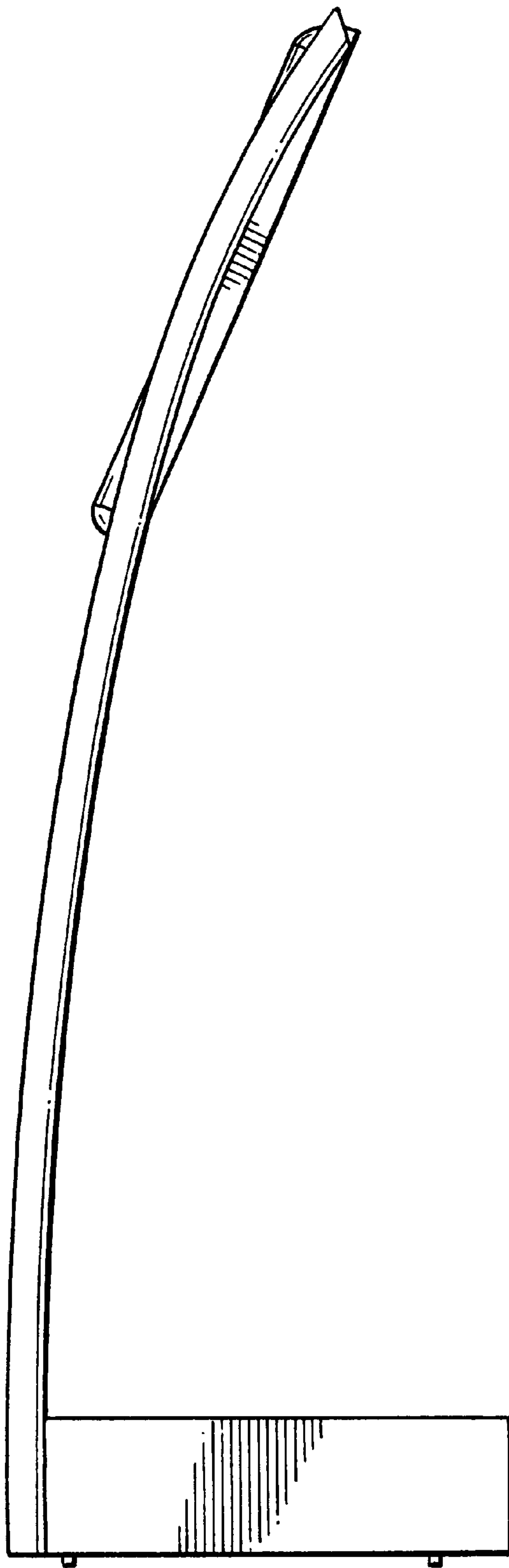


FIG. 2

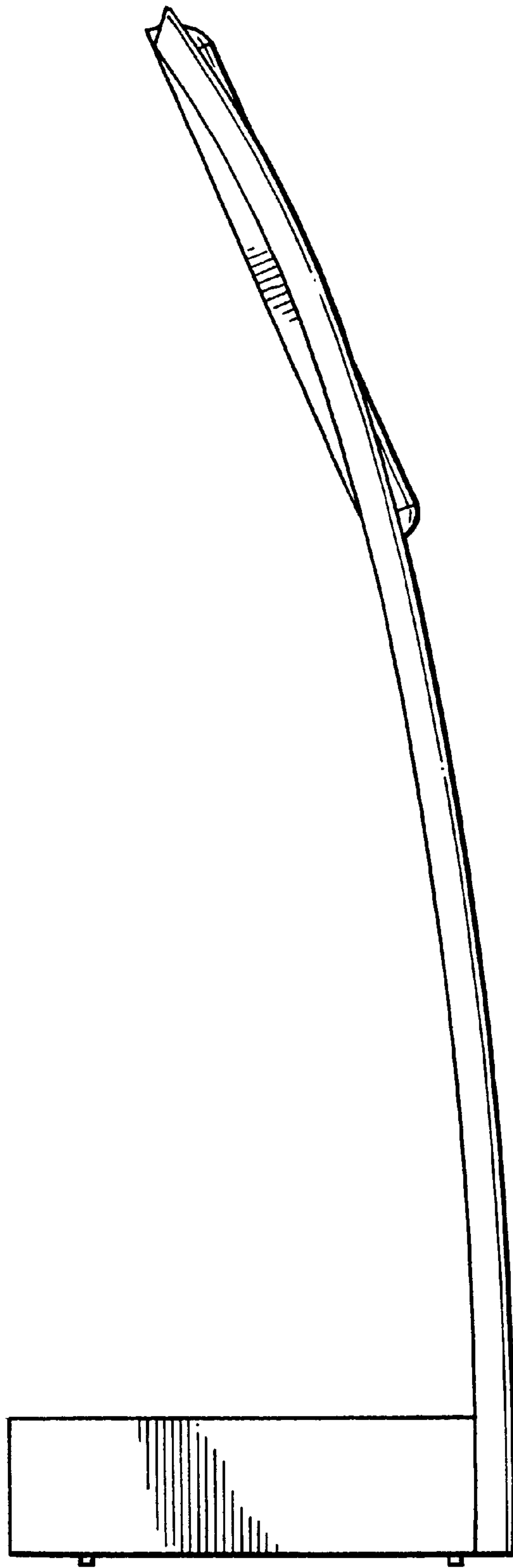


FIG. 3

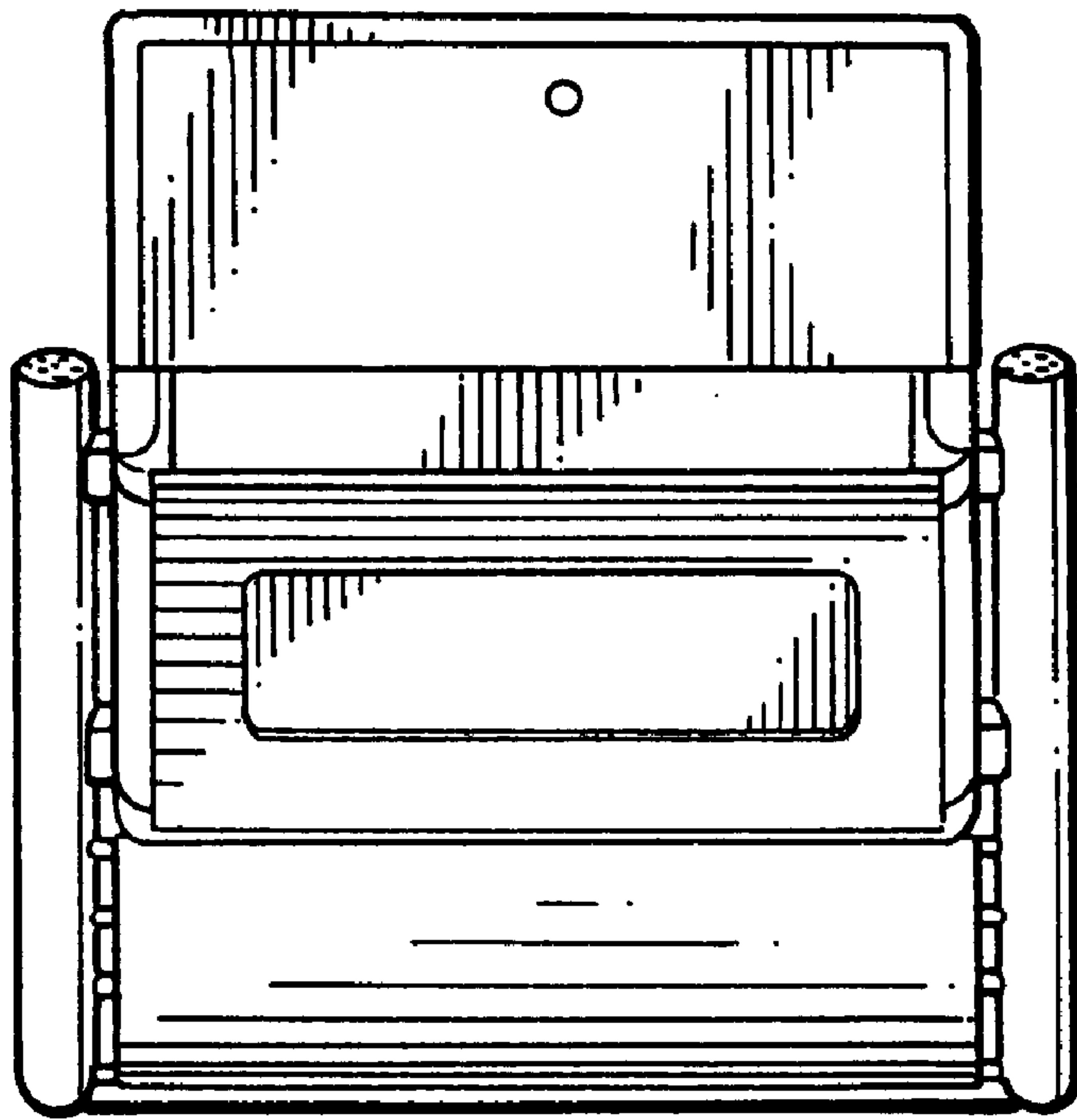


FIG. 4




FIG. 5




FIG. 6



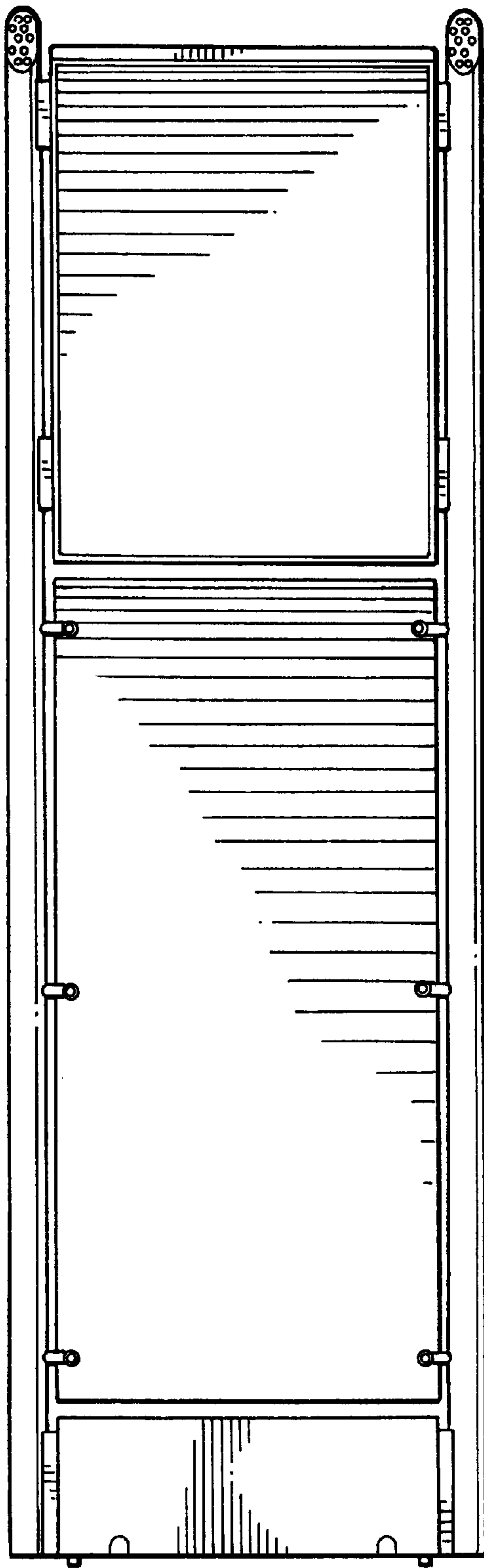


FIG. 7