



US00D478570S

(12) **United States Design Patent**
Goto

(10) **Patent No.:** **US D478,570 S**

(45) **Date of Patent:** **** Aug. 19, 2003**

(54) **REMOTE CONTROLLER FOR ELECTRONIC DEVICE**

(75) Inventor: **Teiyu Goto**, Tokyo (JP)

(73) Assignee: **Sony Computer Entertainment Inc.**, Tokyo (JP)

(**) Term: **14 Years**

(21) Appl. No.: **29/165,148**

(22) Filed: **Aug. 7, 2002**

Related U.S. Application Data

(62) Division of application No. 29/139,245, filed on Mar. 28, 2001.

(30) **Foreign Application Priority Data**

Nov. 2, 2000	(JP)	2000-031458
Nov. 2, 2000	(JP)	2000-031459
Nov. 2, 2000	(JP)	2000-031460
Nov. 2, 2000	(JP)	2000-031461
Nov. 2, 2000	(JP)	2000-031462

(51) **LOC (7) Cl.** **14-03**

(52) **U.S. Cl.** **D14/218**

(58) **Field of Search** D14/174, 217, D14/218, 137-139, 151, 191-193, 124, 299, 167-168; D13/168, 162-164; 521/512-517, 566; D10/104, 106; 455/352-355, 151.1-151.4; 348/114, 734

(56) **References Cited**

U.S. PATENT DOCUMENTS

D368,263 S * 3/1996 Hendricks D14/218

D375,057 S	10/1996	Heun	D10/104
D384,940 S	10/1997	Kono et al.	D13/168
D387,061 S	12/1997	Nozoe	D14/218
D398,310 S	* 9/1998	Barhold et al.	D14/218
5,973,757 A	* 10/1999	Aubuchon et al.	348/734
D463,403 S	* 9/2002	Hisatsune	D14/218

OTHER PUBLICATIONS

Hi-Fi & Hi-Vi Monthly p. 126 (Mar. 2000).

* cited by examiner

Primary Examiner—Louis S. Zarfes

Assistant Examiner—Deanne Levy

(74) *Attorney, Agent, or Firm*—Rader, Fishman & Grauer PLLC

(57) **CLAIM**

The ornamental design for a remote controller for electronic device, as shown and described.

DESCRIPTION

FIG. 1 is a top, front, right side perspective view of a remote controller for an electronic device showing my new design;

FIG. 2 is a front elevational view thereof;

FIG. 3 is a top plan view thereof, a bottom plan view thereof being a mirror image; and

FIG. 4 is a left side elevational view thereof.

The portions in even broken lines are for illustrative purposes only and form no part of the claimed design. The dot-dash broken lines define the boundaries of the claimed design but form no part thereof.

1 Claim, 2 Drawing Sheets

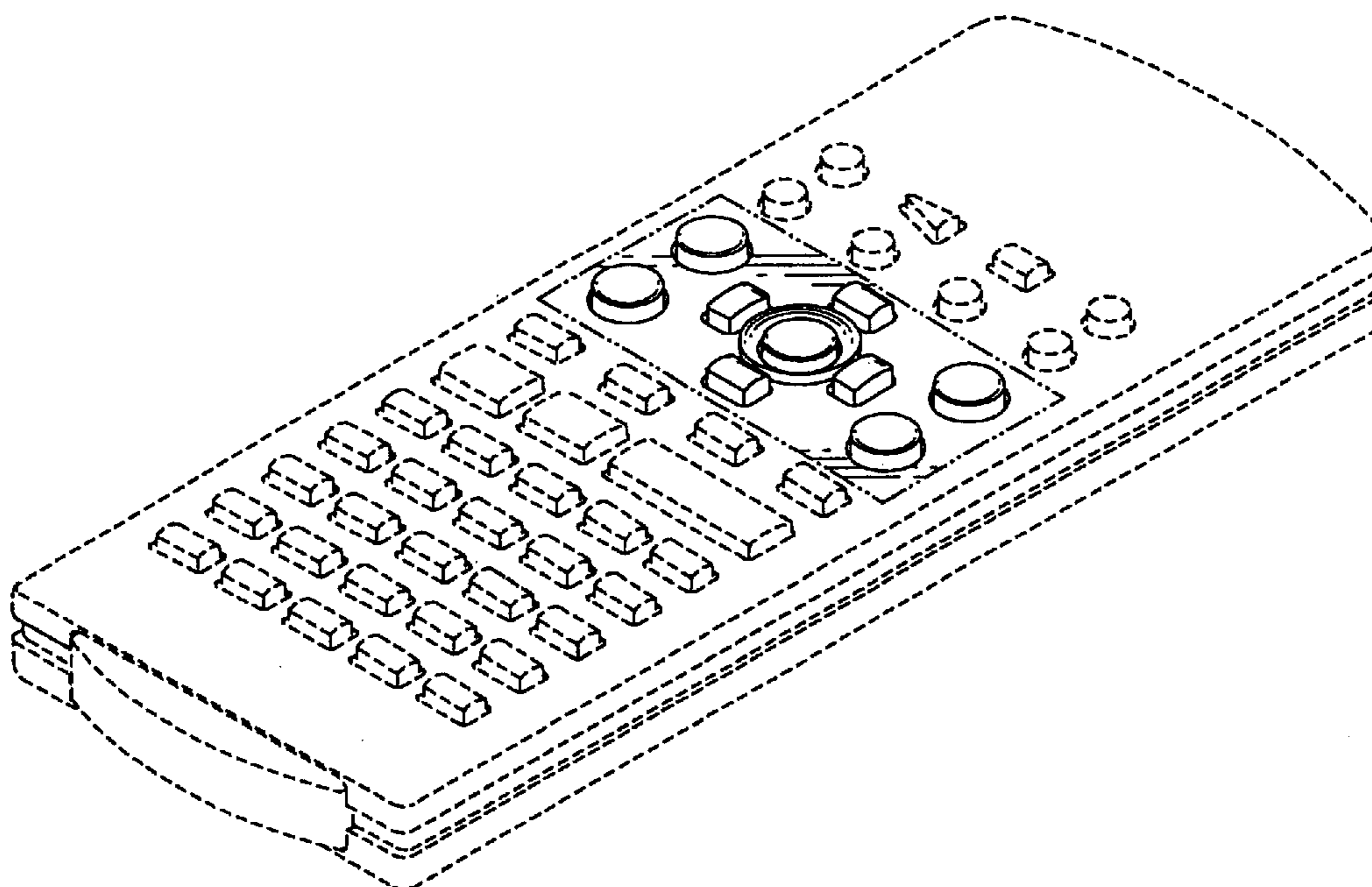


FIG. 1

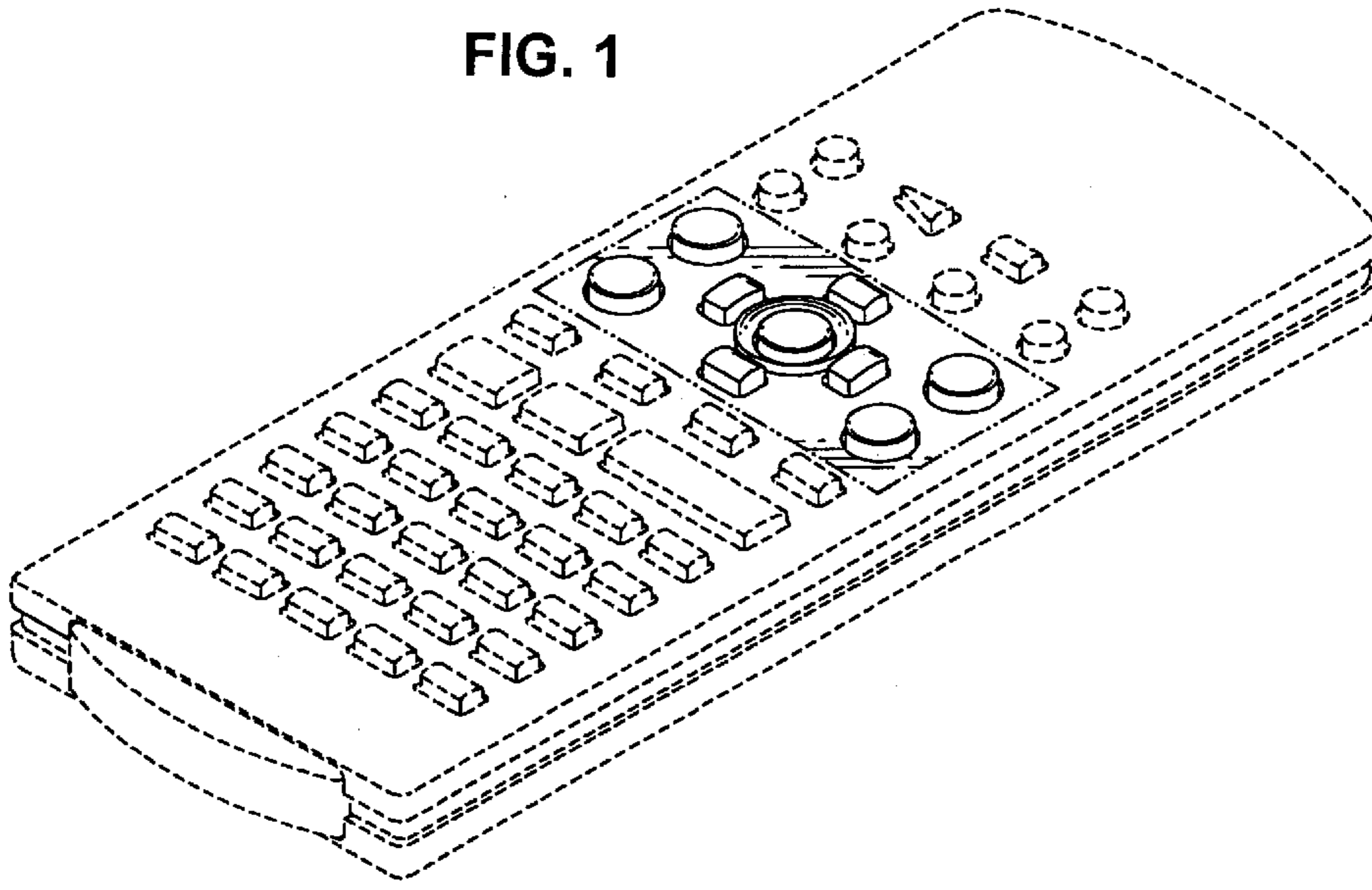


FIG. 2

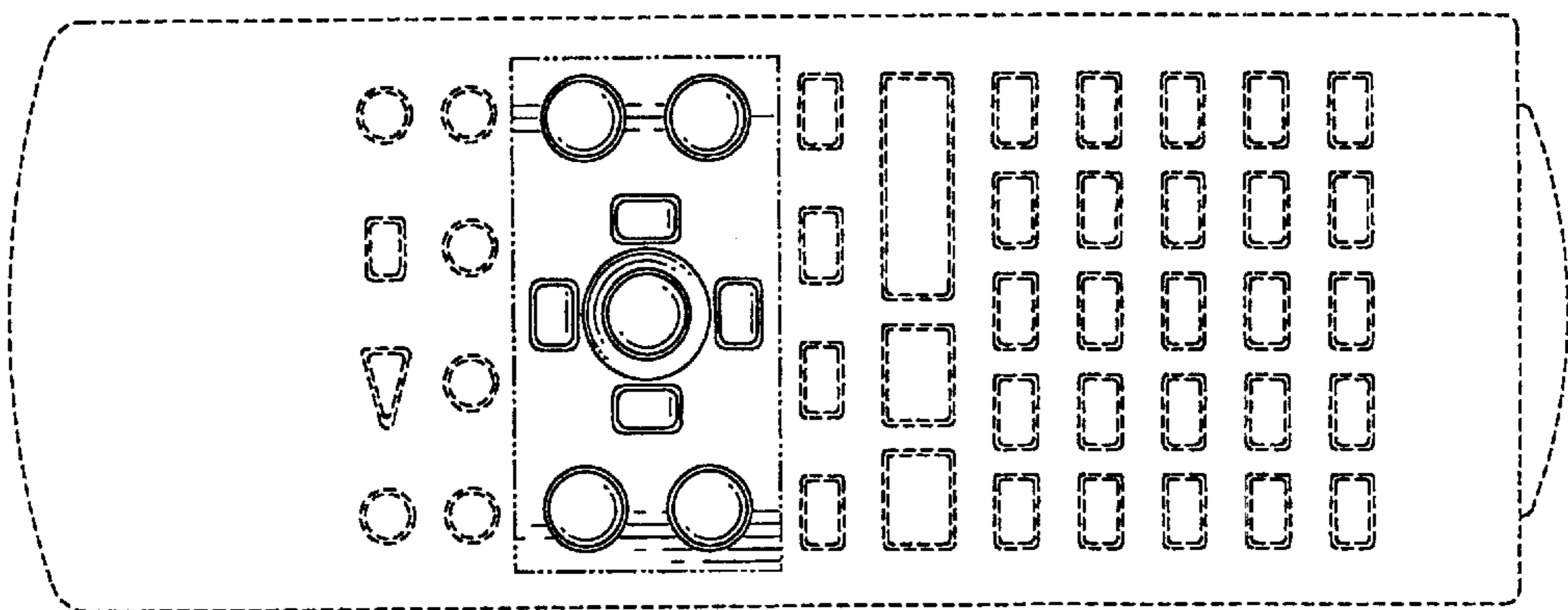


FIG. 3

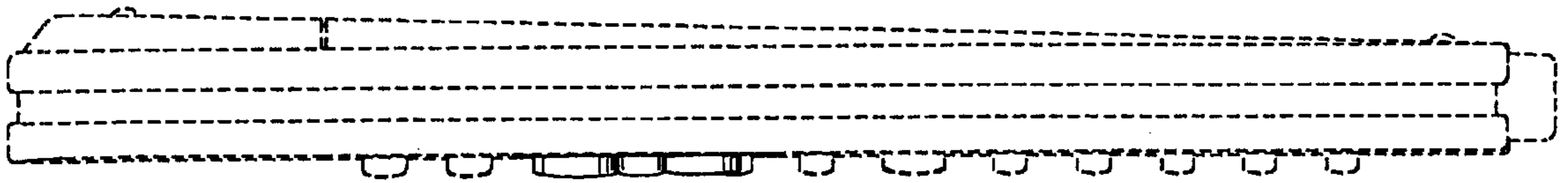


FIG. 4

