



US00D478560S

(12) **United States Design Patent**
Misrahi et al.

(10) **Patent No.:** **US D478,560 S**

(45) **Date of Patent:** **** Aug. 19, 2003**

(54) **SPEAKERPHONE**

(75) Inventors: **Ben Misrahi**, Somerville, MA (US);
Neill Deloughry, Concord, MA (US);
Scott Wakefield, Andover, MA (US)

(73) Assignee: **Polycom, Inc.**, Milpitas, CA (US)

(**) Term: **14 Years**

(21) Appl. No.: **29/142,693**

(22) Filed: **May 30, 2001**

(51) **LOC (7) Cl.** **14-03**

(52) **U.S. Cl.** **D14/150**

(58) **Field of Search** D14/434, 329,
D14/330, 447, 148, 147, 243, 149-151,
140-142, 240, 241, 225-229, 251, 253,
204, 216, 130, 168, 171, 215; 379/420.01,
420.02, 420.03, 419, 420.04, 428.02, 428.01,
428.04, 428.03, 454, 440, 446; D13/107,
108; 320/110, 113, 114, 115

(56) **References Cited**

U.S. PATENT DOCUMENTS

D292,283 S	*	10/1987	Matsuda et al.	D14/240
D311,541 S	*	10/1990	Carre	D14/240
D327,479 S	*	6/1992	Britz	D14/225
D342,732 S		12/1993	Hinman et al.		
D355,416 S	*	2/1995	McCay et al.	D14/137
D382,266 S		8/1997	Wakefield		
D396,716 S	*	8/1998	Matsuda et al.	D14/150
D406,841 S	*	3/1999	Myung	D14/150
D411,995 S		7/1999	Chen		
6,016,346 A	*	1/2000	Rittmueller et al.	...	379/420.02

D434,747 S	*	12/2000	Bird et al.	D14/150
D444,777 S	*	7/2001	Bird et al.	D14/150
D449,285 S	*	10/2001	Wakefield et al.	D14/150
D449,286 S	*	10/2001	Wakefield et al.	D14/150

OTHER PUBLICATIONS

Hello Direct, Spring 1997, p. 44, teleconferencing devices shown therein.*

U.S. patent application Ser. No. 29/122,867, Wakefield, et al.

U.S. patent application Ser. No. 29/122,868, Wakefield, et al.

* cited by examiner

Primary Examiner—Jeffrey Asch

(74) *Attorney, Agent, or Firm*—Carr & Ferrell LLP

(57) **CLAIM**

The ornamental design for a speakerphone, as shown and described.

DESCRIPTION

FIG. 1 is a perspective view showing the top, front and right side of a speakerphone according to our new design;

FIG. 2 is a left side view of the speakerphone shown in FIG. 1;

FIG. 3 is a right side view of the speakerphone shown in FIG. 1;

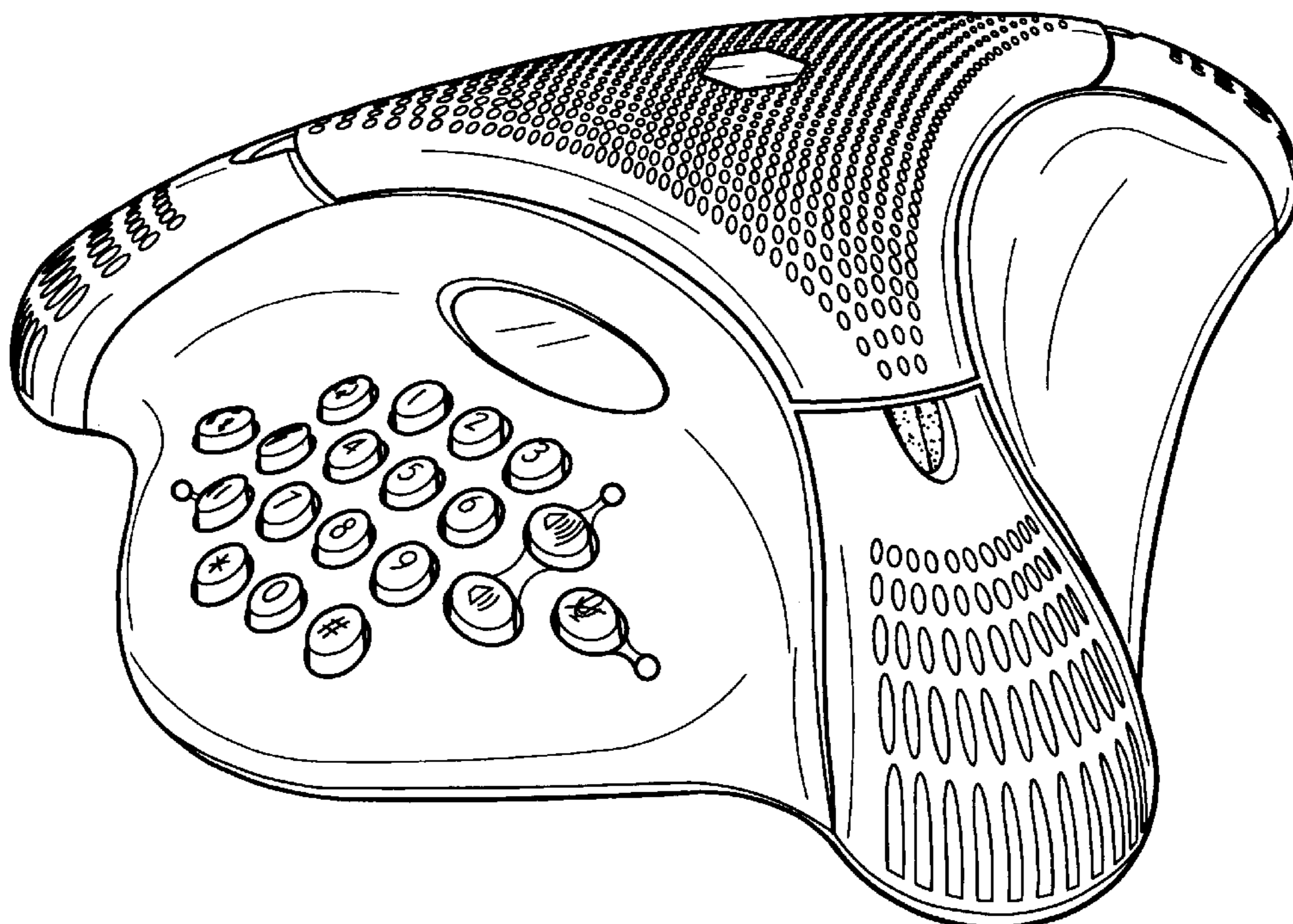
FIG. 4 is a bottom view of the speakerphone shown in FIG. 1;

FIG. 5 is a top view of the speakerphone shown in FIG. 1;

FIG. 6 is a rear view of the speakerphone shown in FIG. 1; and,

FIG. 7 is a front view of the speakerphone shown in FIG. 1.

1 Claim, 4 Drawing Sheets



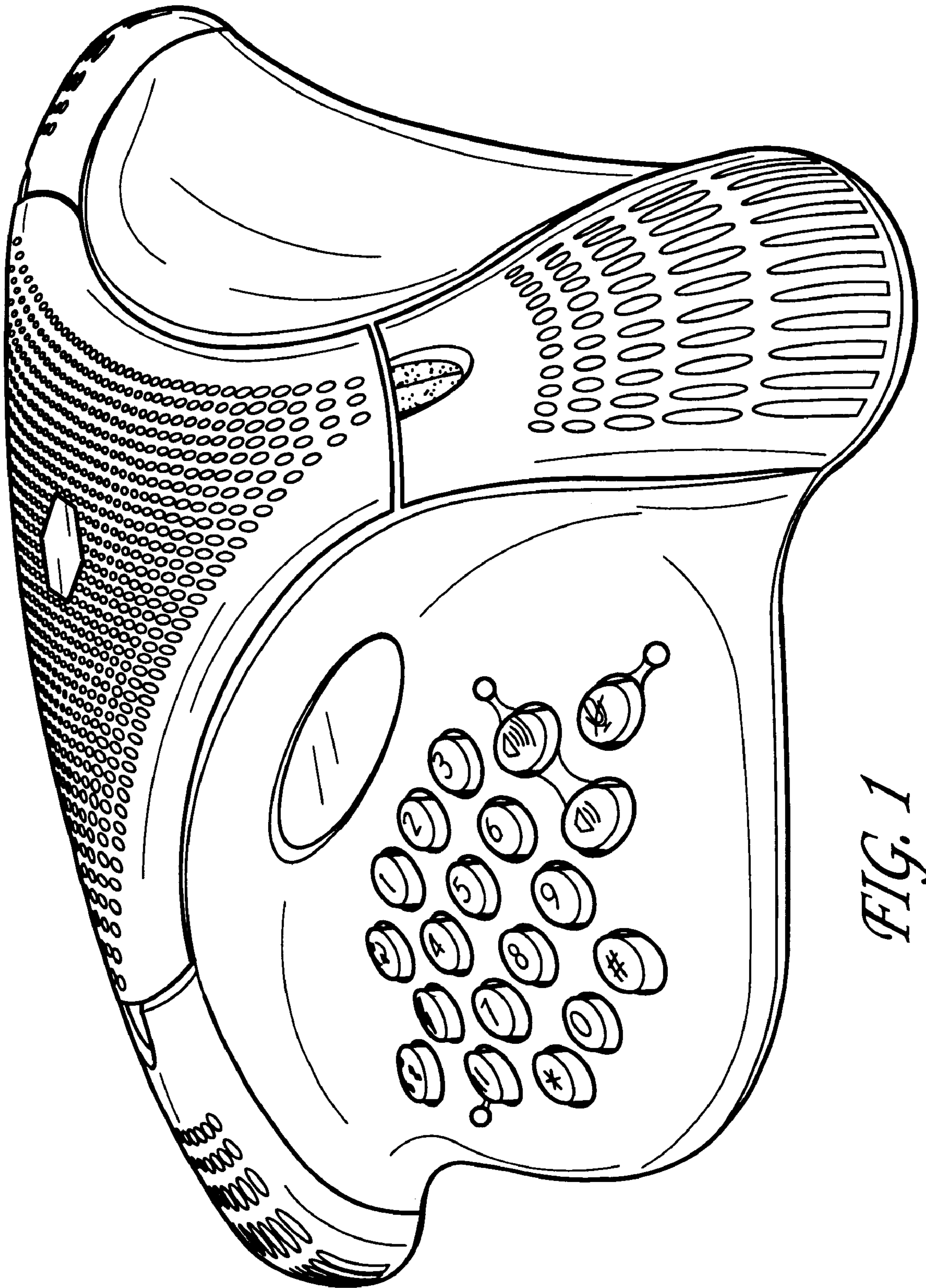


FIG. 1

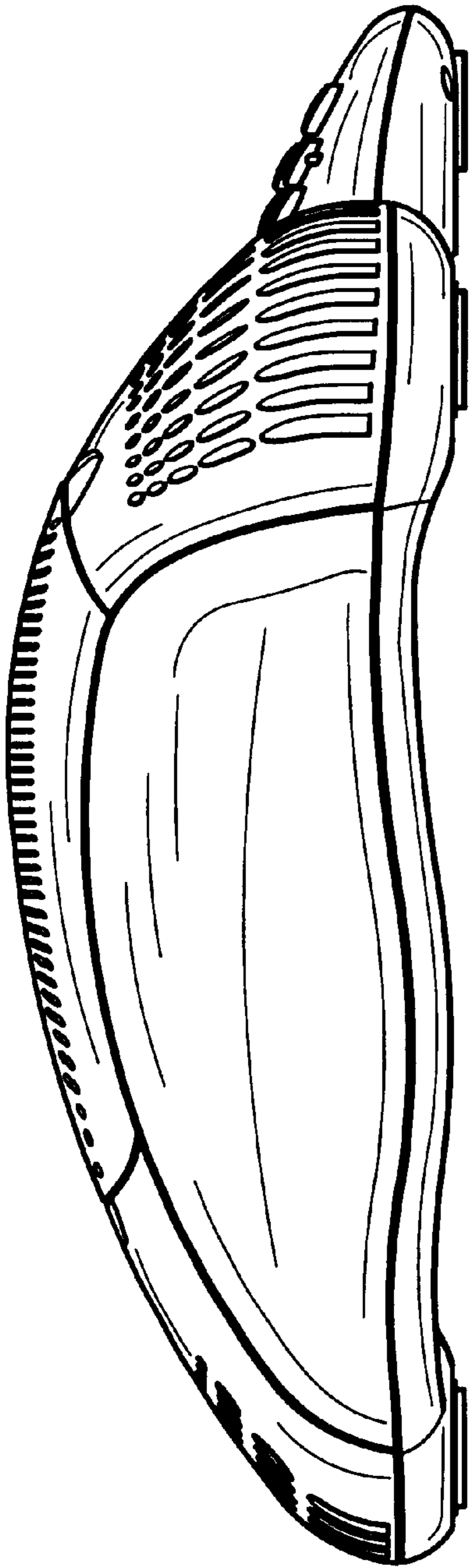


FIG. 2

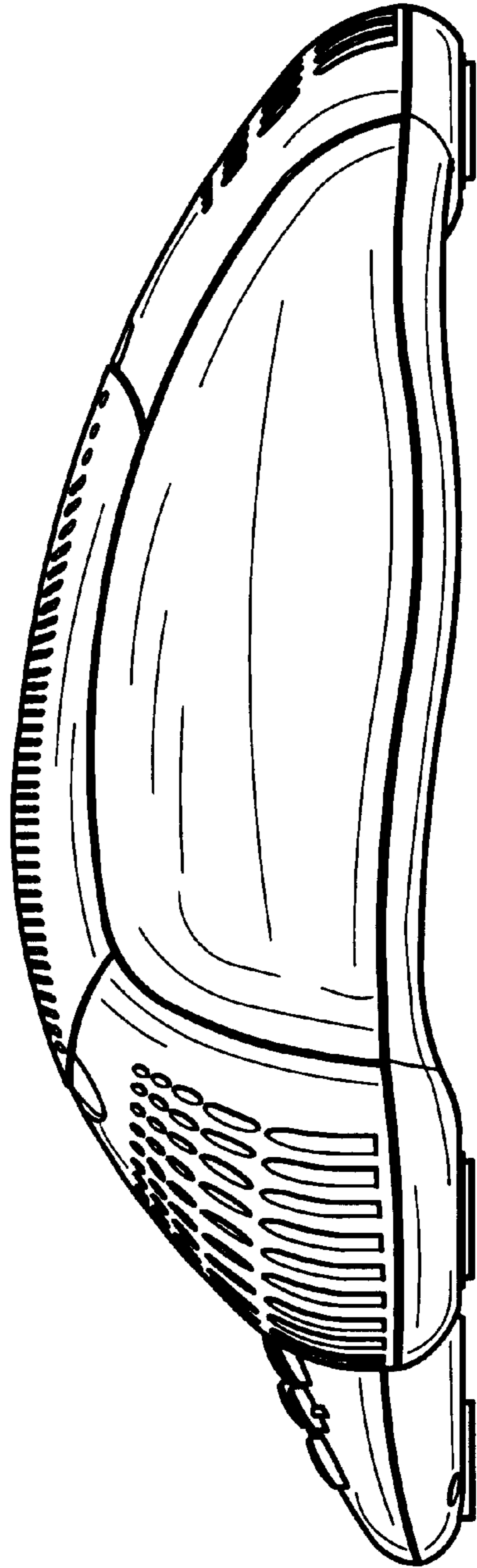


FIG. 3

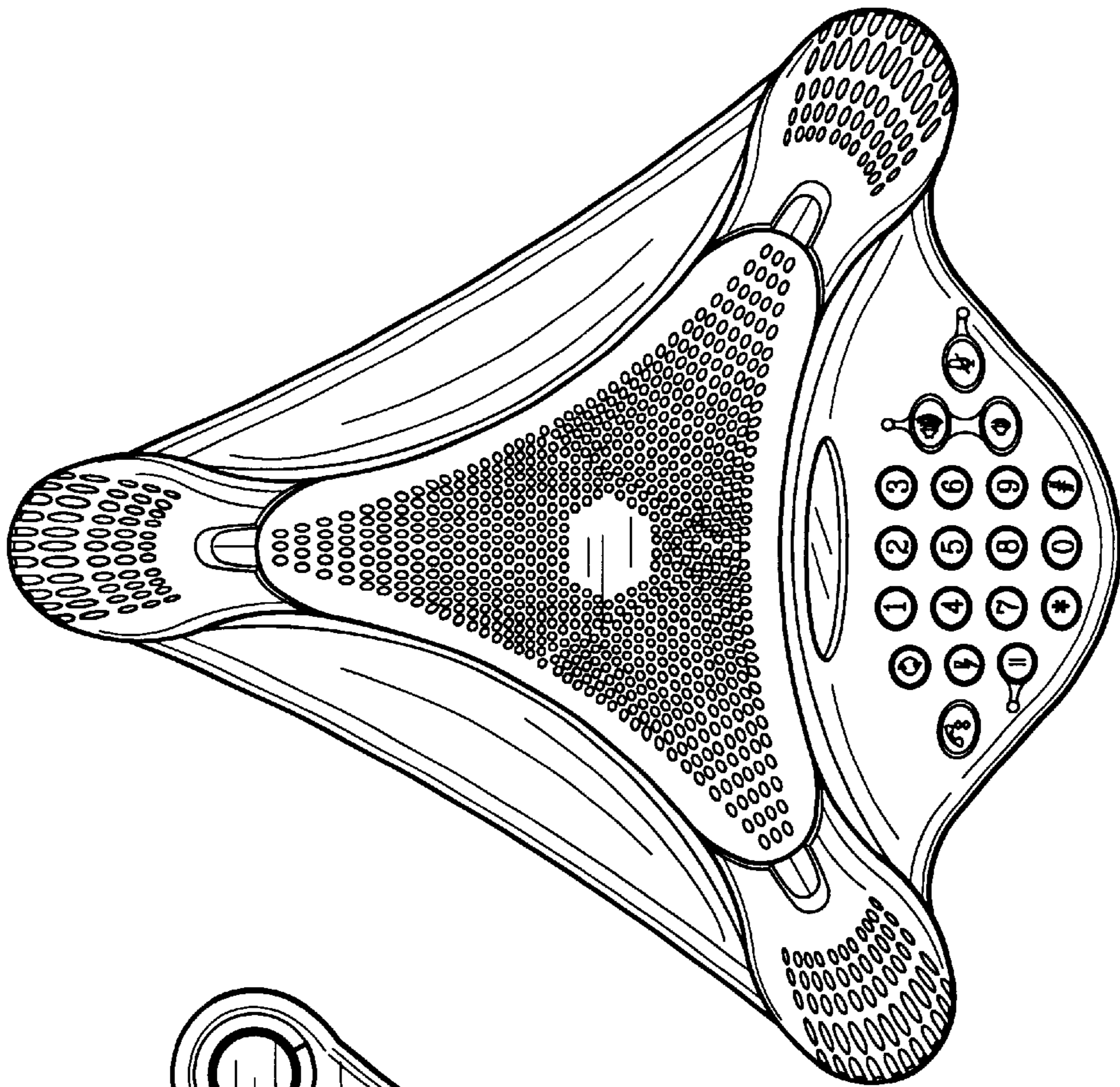


FIG. 5

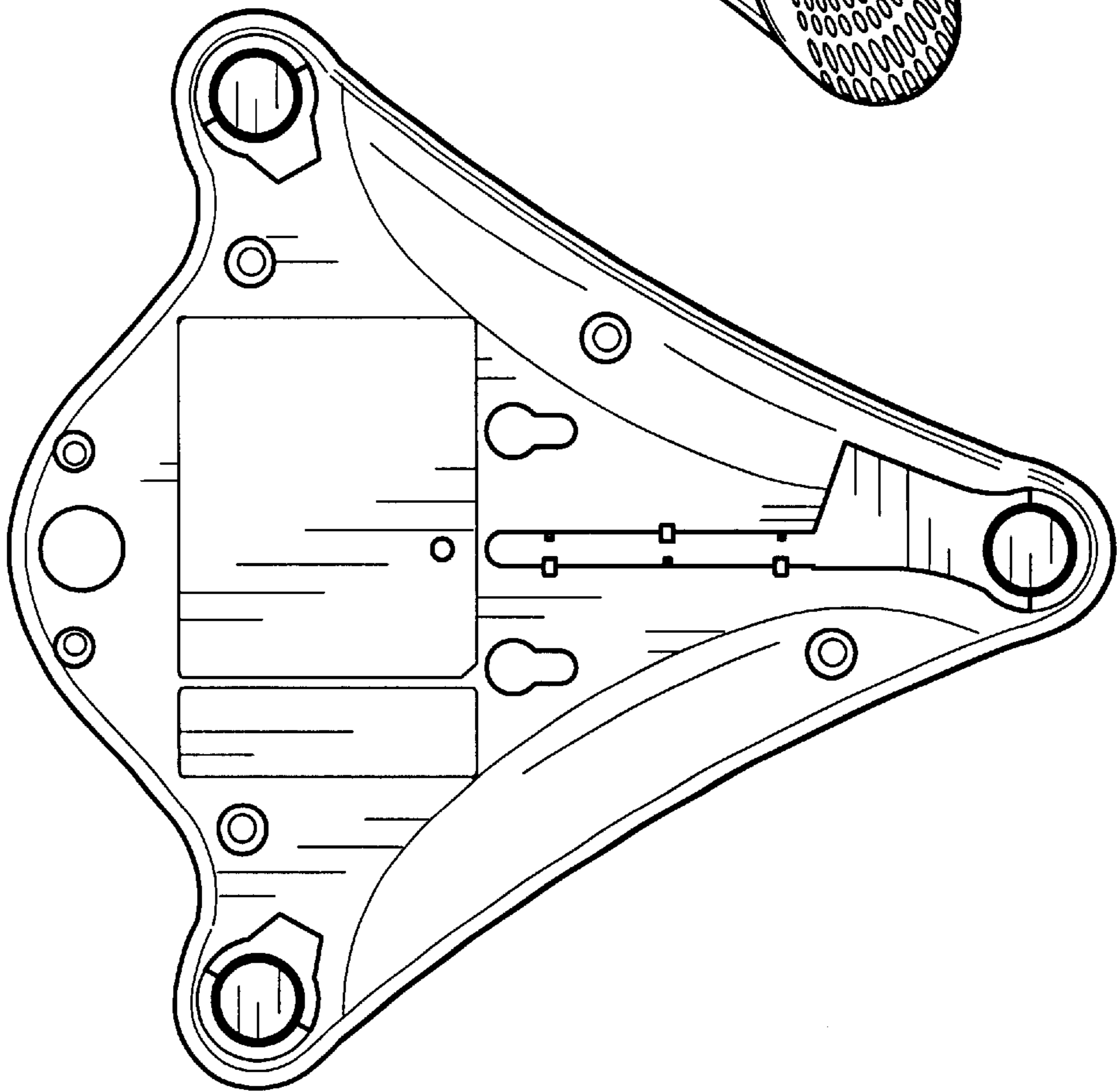


FIG. 4

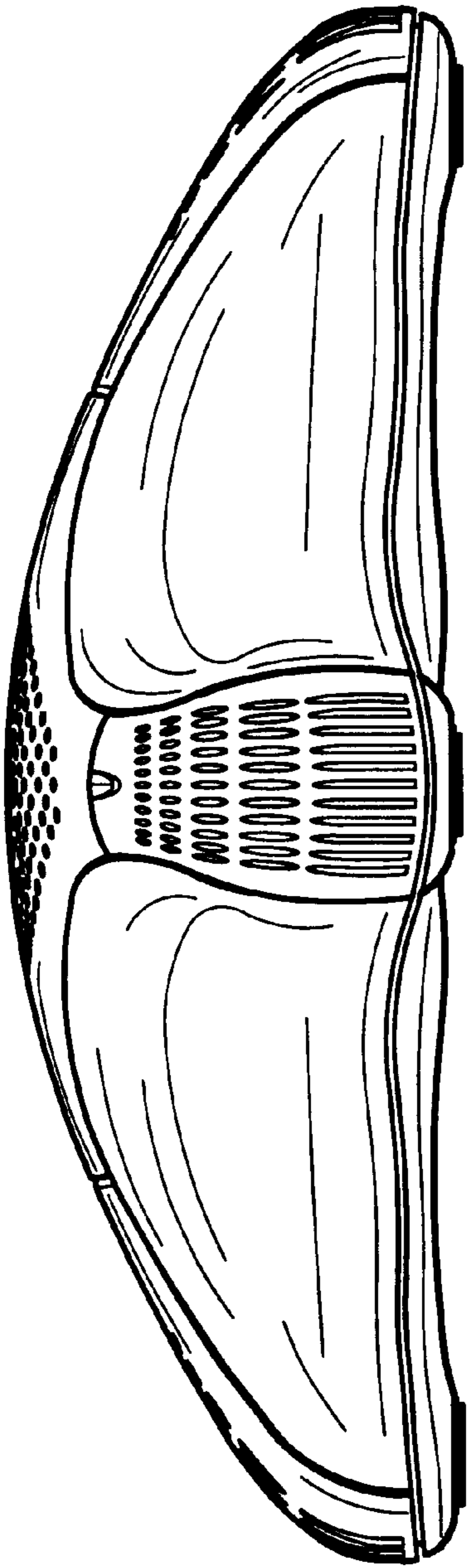


FIG. 6




FIG. 7