



US00D478559S

(12) **United States Design Patent**
Lee et al.

(10) **Patent No.:** **US D478,559 S**

(45) **Date of Patent:** **** Aug. 19, 2003**

(54) **WIRELESS PHONE**

(75) Inventors: **Jae Kyung Lee, Kyonggi-Do (KR);
Young Kyu Yoo, Kyonggi-Do (KR)**

(73) Assignee: **Appeal Telecom Co., Ltd. (KR)**

(**) Term: **14 Years**

(21) Appl. No.: **29/136,627**

(22) Filed: **Feb. 5, 2001**

(51) **LOC (7) Cl.** **14-03**

(52) **U.S. Cl.** **D14/138**

(58) **Field of Search** D14/137, 138,
D14/218, 147-148, 247-248, 144, 341-347;
379/433.01-433.13, 419, 434, 428.01-428.04,
420.01-420.04, 440; 455/550-575, 90

(56) **References Cited**

U.S. PATENT DOCUMENTS

D319,441 S	*	8/1991	Konno et al.	D14/147
D345,158 S	*	3/1994	Namba et al.	D14/138
D346,164 S	*	4/1994	Shirakawa et al.	D14/138
D359,734 S	*	6/1995	Nagele et al.	D14/138
D369,598 S	*	5/1996	Nagele et al.	D14/138
D408,402 S	*	4/1999	Shimelfarb et al.	D14/138
D411,537 S	*	6/1999	Lee	D14/138
D419,155 S	*	1/2000	Nagele et al.	D14/138
6,049,725 A	*	4/2000	Emmert et al.	455/573
D424,557 S	*	5/2000	Nagele et al.	D14/138
D429,228 S	*	8/2000	Nagele et al.	D14/138
D430,859 S	*	9/2000	Lindeman et al.	D14/138
D432,105 S	*	10/2000	Hyun	D14/138
D434,402 S	*	11/2000	Lee	D14/138
D439,571 S	*	3/2001	Hyun	D14/138
D440,955 S	*	4/2001	Tanaka et al.	D14/138
D445,101 S	*	7/2001	Lee et al.	D14/138
D445,410 S	*	7/2001	Yoo et al.	D14/138

D445,411 S	*	7/2001	Kim et al.	D14/138
D445,412 S	*	7/2001	Lee et al.	D14/138
D445,771 S	*	7/2001	Kim	D14/138
6,254,249 B1	*	7/2001	Kim et al.	362/109
D446,508 S	*	8/2001	Yoo et al.	D14/138
D447,128 S	*	8/2001	Lee et al.	D14/138
D447,741 S	*	9/2001	Lee et al.	D14/138
D453,749 S	*	2/2002	Lee et al.	D14/138
2001/0019946 A1	*	9/2001	Okuda	455/90

FOREIGN PATENT DOCUMENTS

JP	848974	*	4/1992
JP	849173	*	4/1992

OTHER PUBLICATIONS

NTTDoCoMo Home page, Sep. 26, 2000, N209i and 502i telephones.*

* cited by examiner

Primary Examiner—Jeffrey Asch

(74) *Attorney, Agent, or Firm*—McGuireWoods LLP

(57) **CLAIM**

The ornamental design for a wireless phone, as shown and described.

DESCRIPTION

FIG. 1 is a front perspective view of the wireless phone; FIG. 2 is a front elevation view thereof; FIG. 3 is a back elevation view thereof; FIG. 4 is a left side plan view thereof; FIG. 5 is a right side plan view thereof; FIG. 6 is a top plan view thereof; FIG. 7 is a lower plan view thereof; and, FIG. 8 is a front elevation view of the wireless phone in the unfolded state.

1 Claim, 5 Drawing Sheets

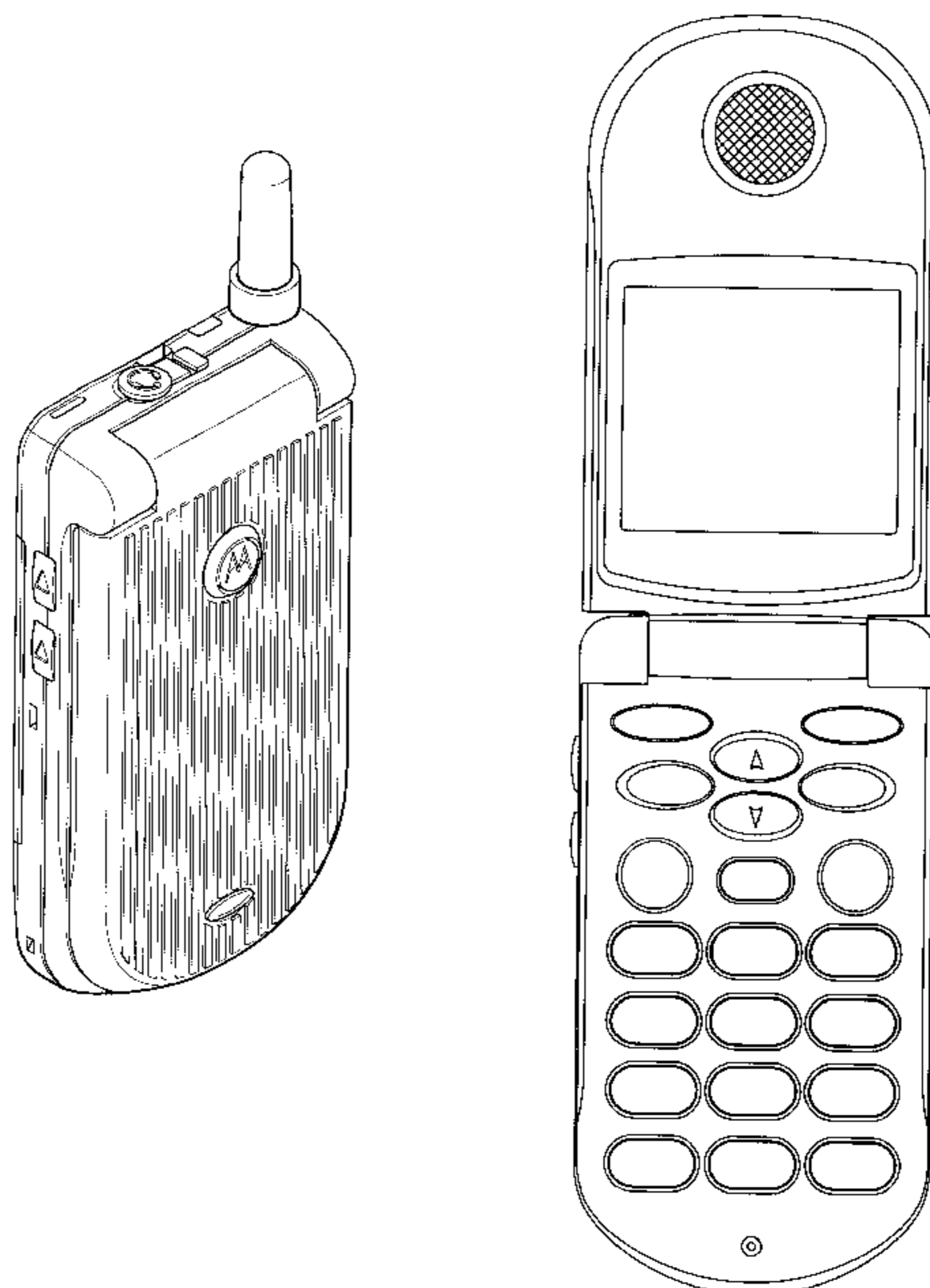


Fig. 1




Fig. 2




Fig. 3

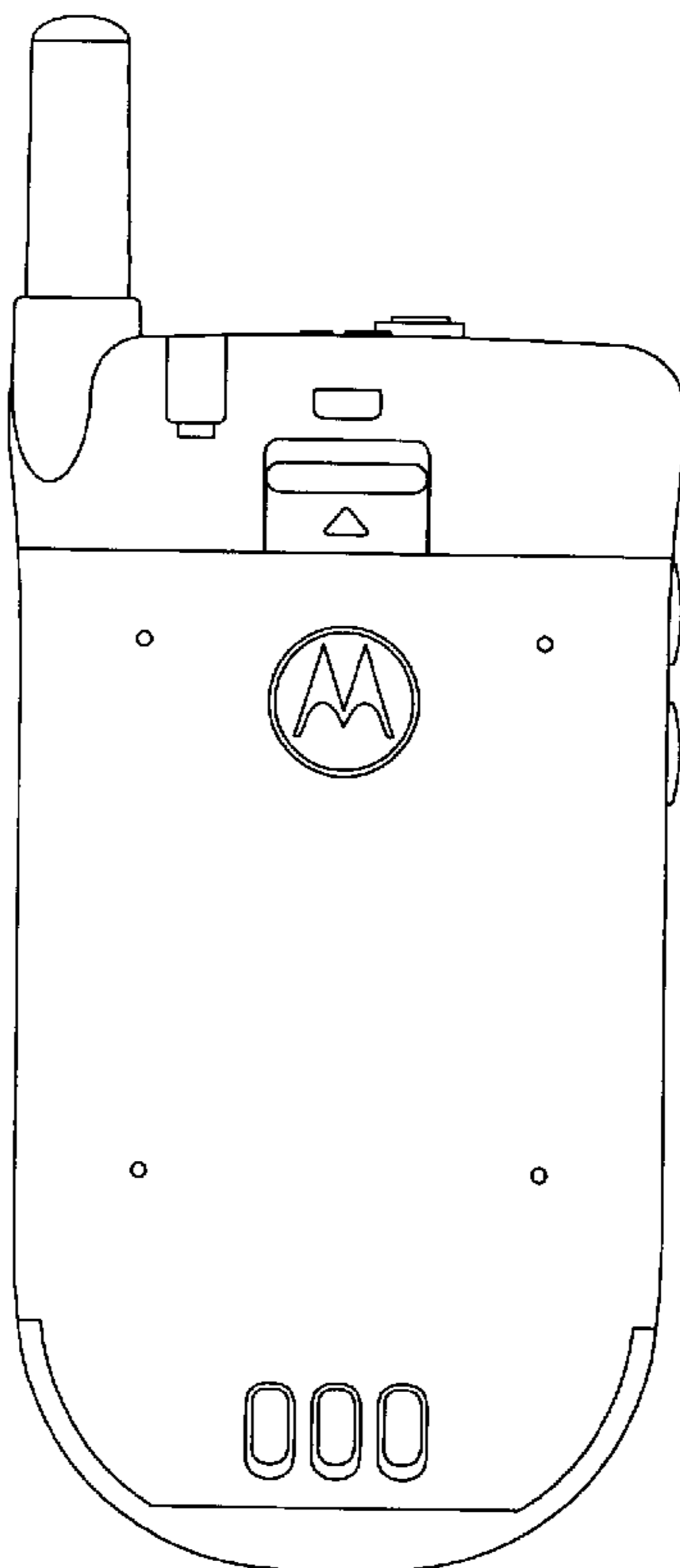


Fig. 4

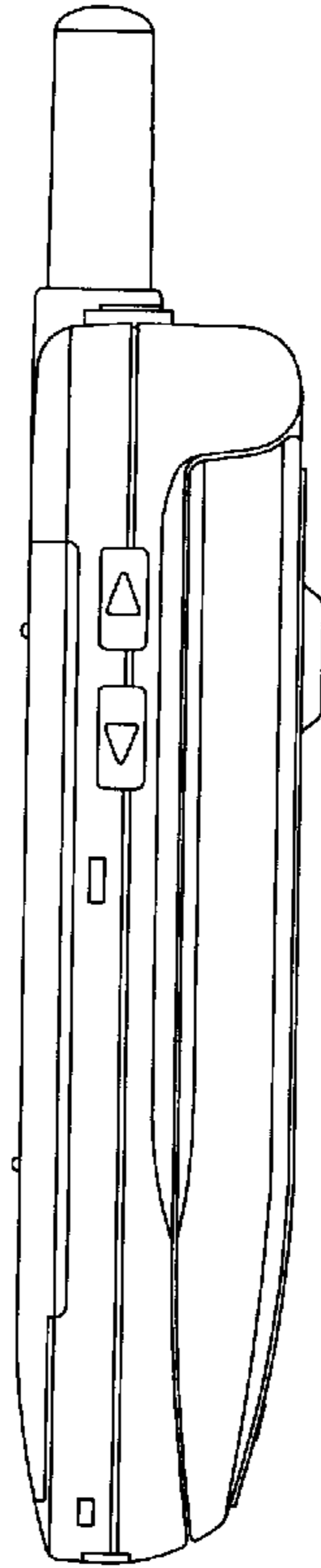


Fig. 5

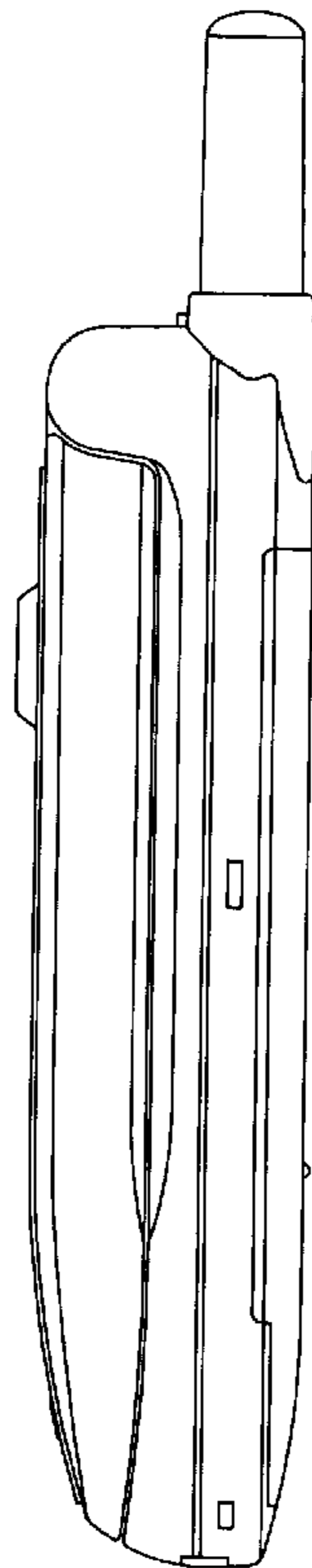


Fig. 6




Fig. 7

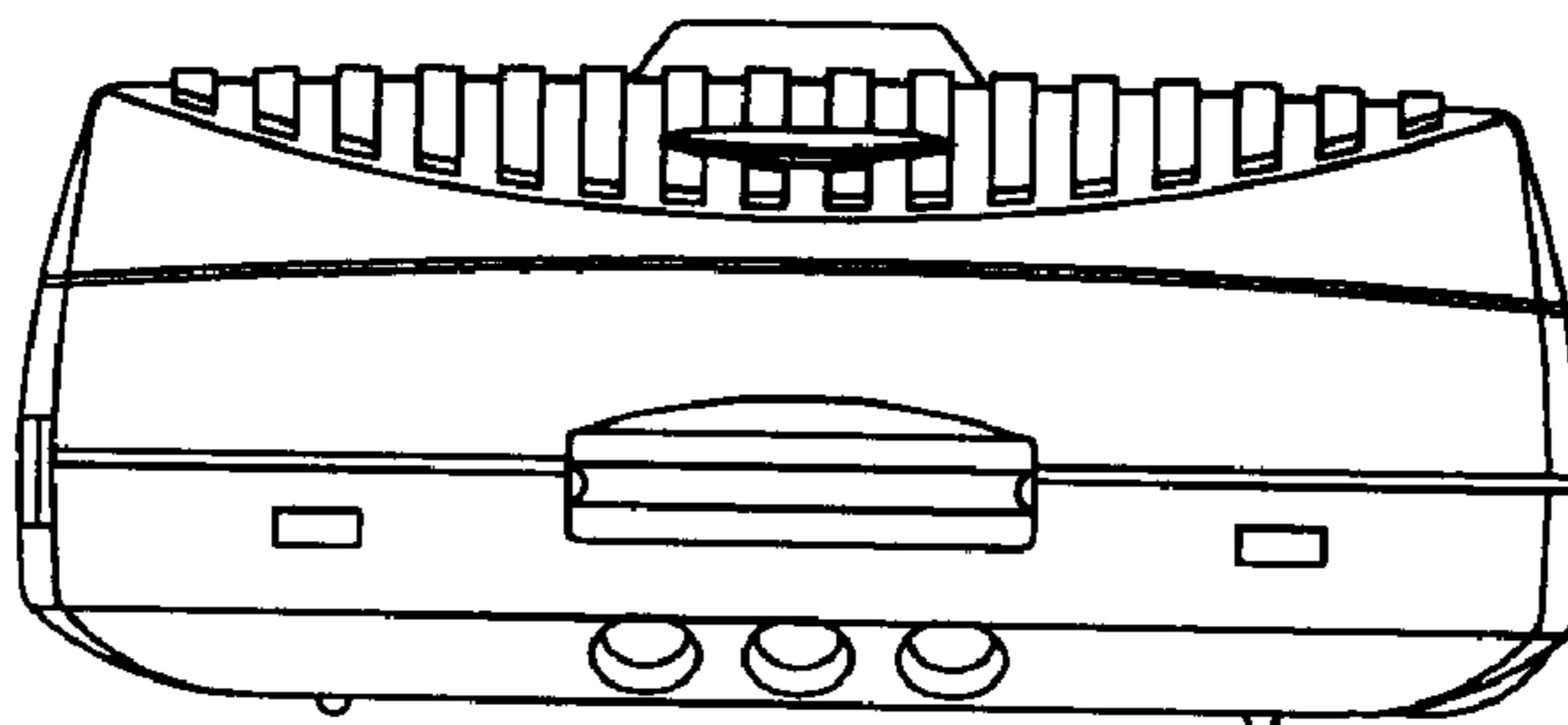


Fig. 8

