



US00D478531S

(12) **United States Design Patent**
Abbud et al.

(10) **Patent No.:** **US D478,531 S**

(45) **Date of Patent:** **** Aug. 19, 2003**

(54) **VASE**

(75) Inventors: **Benedito Abbud**, São Paulo (BR);
Rubens Jose de Sousa Cunha, Jr., São Paulo (BR)

(73) Assignee: **Linha Leve Acessorios Paisagisticos Ltda**, Sao Paulo (BR)

(**) Term: **14 Years**

(21) Appl. No.: **29/142,255**

(22) Filed: **May 22, 2001**

(51) **LOC (7) Cl.** **11-02**

(52) **U.S. Cl.** **D11/152**

(58) **Field of Search** D11/143, 144,
D11/145, 148, 152, 153, 154; 47/41.01,
41.12, 65.5, 66.6, 67, 68, 69, 70, 71, 72;
D7/528, 529, 584; 206/423; 248/27.8; 215/228

(56) **References Cited**

U.S. PATENT DOCUMENTS

D42,400 S * 4/1912 Simons D11/152

D42,402 S * 4/1912 Simons D11/153
D42,494 S * 5/1912 Simons D11/152
D49,777 S * 10/1916 Kindt D11/154
D94,071 S * 12/1934 Cantor D11/153
D94,072 S * 12/1934 Cantor D11/154
D245,323 S * 8/1977 Galeza D11/39

* cited by examiner

Primary Examiner—Doris V. Coles

Assistant Examiner—Mimosa De

(74) *Attorney, Agent, or Firm*—Katten Muchin Zavis
Rosenman

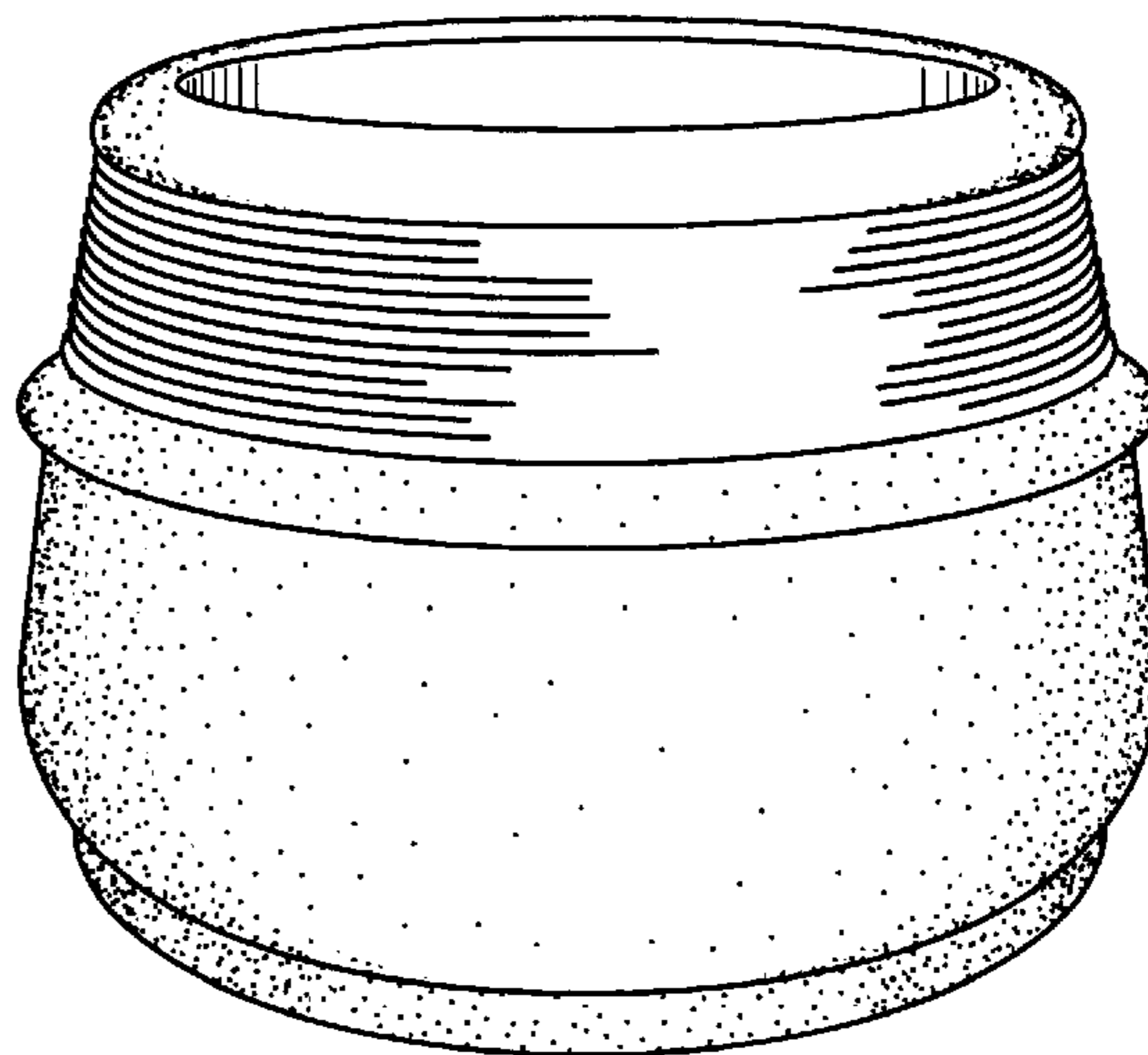
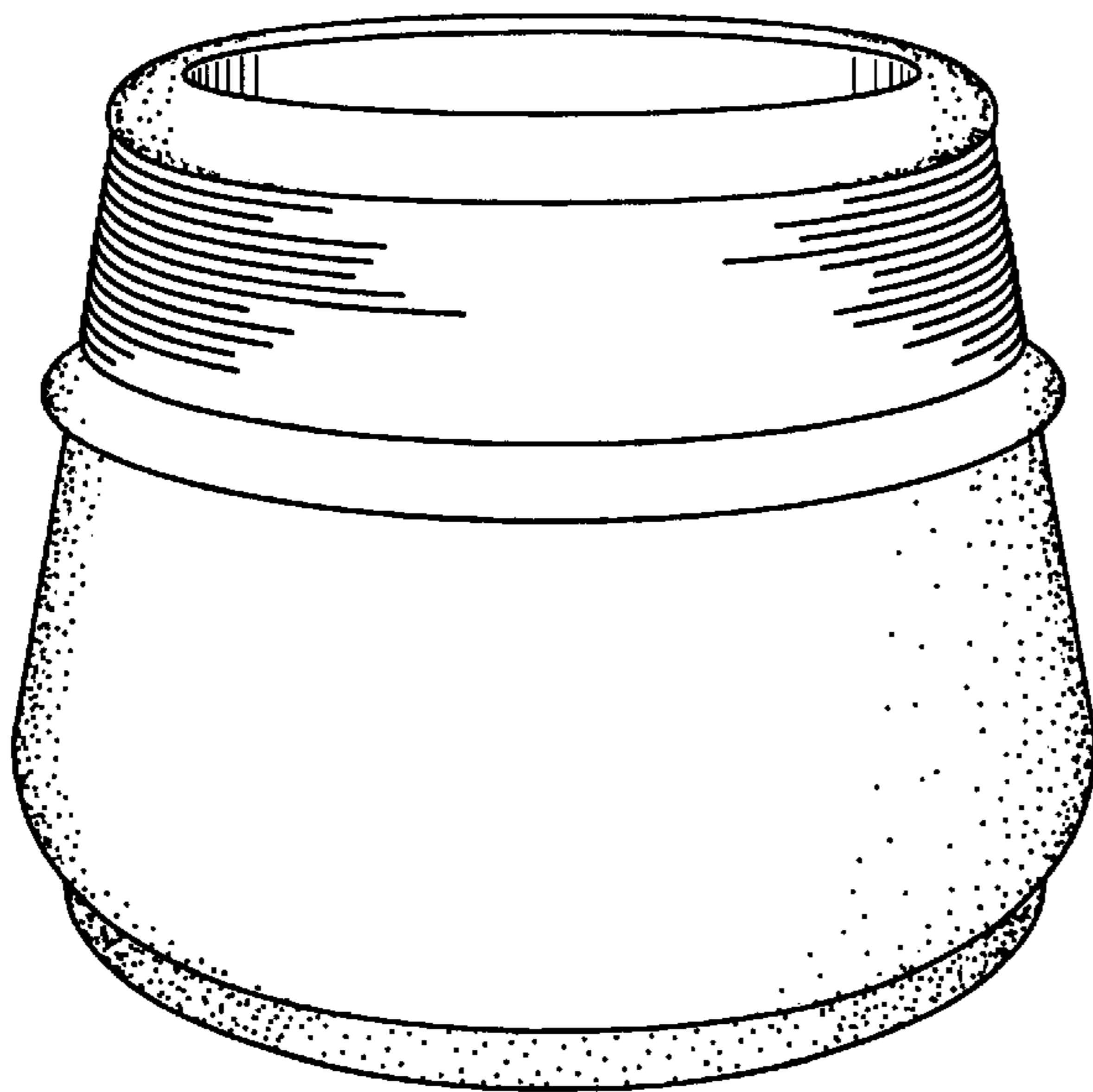
(57) **CLAIM**

The ornamental design for a vase, as shown and described.

DESCRIPTION

FIG. 1 is a perspective of a first embodiment of the vase;
FIG. 2 is a top view of the vase, the bottom of which is a
continuous flat surface;
FIG. 3 is a side view of the vase; and,
FIG. 4 is a perspective view of a second embodiment of the
vase.

1 Claim, 2 Drawing Sheets



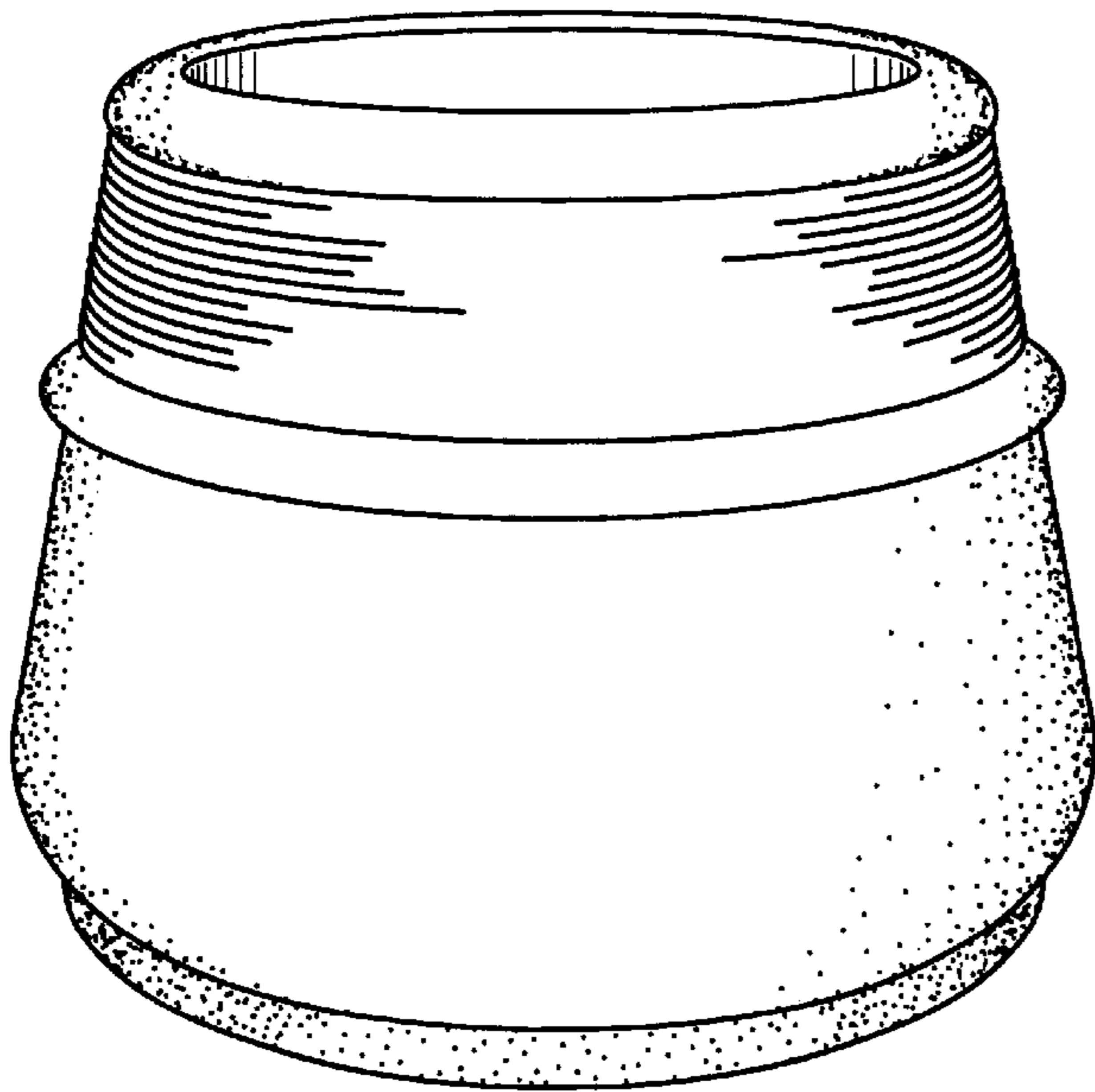


FIG. 1




FIG. 2




FIG. 3

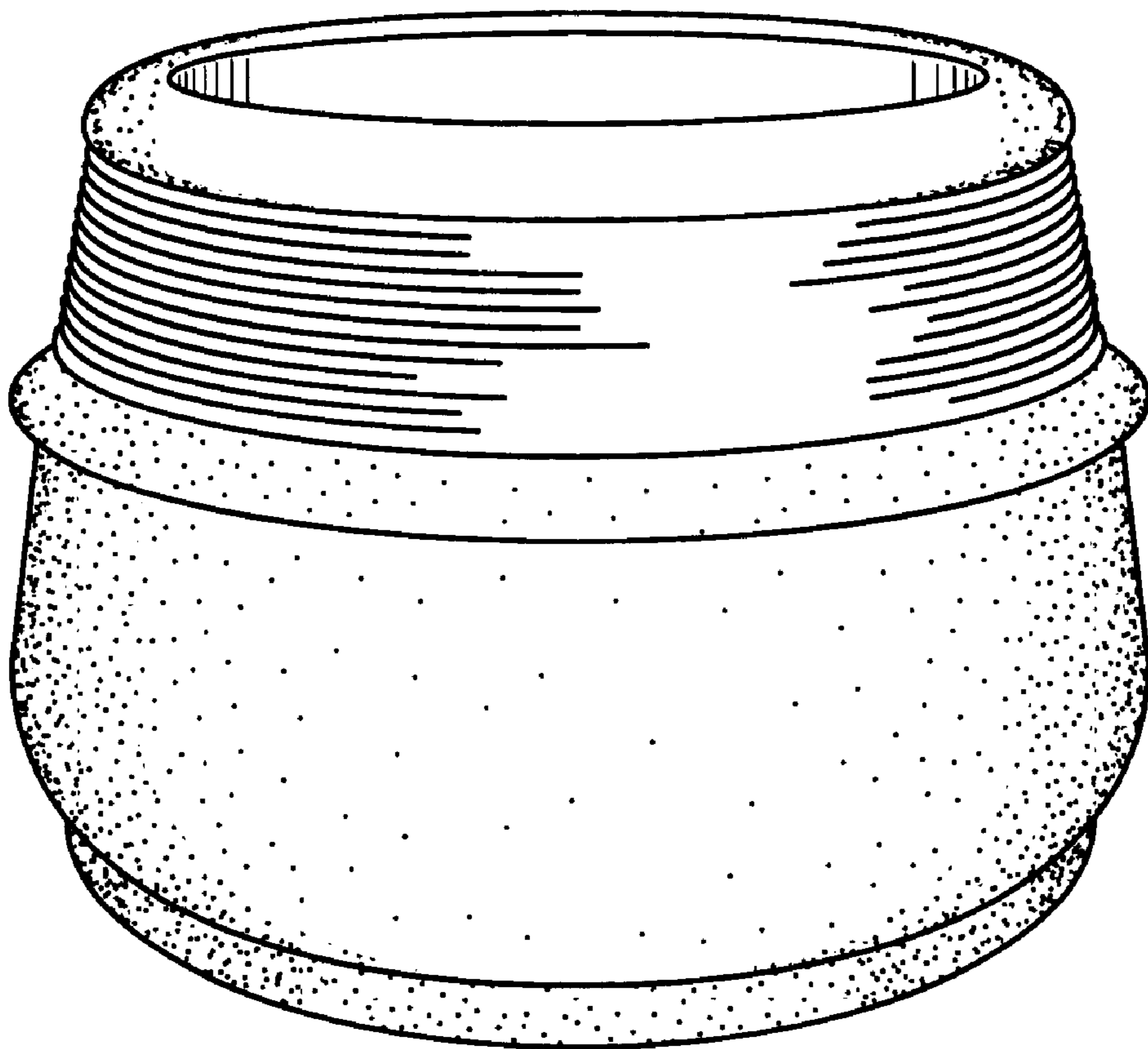


FIG. 4