



US00D478515S

(12) **United States Design Patent**
Sugiura et al.

(10) **Patent No.:** **US D478,515 S**

(45) **Date of Patent:** **** Aug. 19, 2003**

(54) **WRIST WATCH**

(75) Inventors: **Satoshi Sugiura**, Nishi-Tokyo (JP);
Marie Yoshida, Nishi-Tokyo (JP)

(73) Assignee: **Citizen Watch Company Co., Ltd.**,
Tokyo (JP)

(**) Term: **14 Years**

(21) Appl. No.: **29/169,907**

(22) Filed: **Oct. 29, 2002**

(51) **LOC (7) Cl.** **10-02**

(52) **U.S. Cl.** **D10/32**

(58) **Field of Search** D10/1-39, 122-132;
368/276-277, 285, 281-282; 224/164, 168,
178; D11/3-25; 63/1.11, 3, 5, 11

(56) **References Cited**

U.S. PATENT DOCUMENTS

D354,445 S * 1/1995 Wunderman D10/32
D401,512 S * 11/1998 Coquerel D10/32
D403,599 S * 1/1999 Emmenegger D10/39

D404,319 S * 1/1999 Deleskiewicz D10/32
D407,334 S * 3/1999 Stoll D10/32
D439,525 S * 3/2001 Versace D10/30
D441,668 S * 5/2001 Dumas D10/39

* cited by examiner

Primary Examiner—Nelson C. Holtje

(74) *Attorney, Agent, or Firm*—Rader, Fishman & Grauer
PLLC

(57) **CLAIM**

The ornamental design for a wrist watch, as shown and
described.

DESCRIPTION

FIG. 1 is a perspective view of a wrist watch showing our
new design;
FIG. 2 is a front elevational view thereof;
FIG. 3 is a rear elevational view thereof;
FIG. 4 is a right side elevational view thereof;
FIG. 5 is a left side elevational view thereof;
FIG. 6 is a top plan view thereof; and,
FIG. 7 is a bottom plan view thereof.

1 Claim, 4 Drawing Sheets




FIG. 1




FIG.2




FIG.3




FIG.4




FIG.5




FIG.6




FIG.7

