



US00D478508S

(12) **United States Design Patent**  
**Kumakura**

(10) **Patent No.:** **US D478,508 S**

(45) **Date of Patent:** **\*\* Aug. 19, 2003**

(54) **MOUNT FOR PACKAGING**

**FOREIGN PATENT DOCUMENTS**

(75) Inventor: **Katsuhiko Kumakura**, Kyoto (JP)

JP 1029875 1/1999

\* cited by examiner

(73) Assignee: **Matsushita Electric Industrial Co., Ltd.**, Osaka (JP)

*Primary Examiner*—Stella Reid

*Assistant Examiner*—Gregory Andoll

(\*\*) Term: **14 Years**

(74) *Attorney, Agent, or Firm*—Christensen O'Connor Johnson Kindness PLLC

(21) Appl. No.: **29/160,772**

(57) **CLAIM**

(22) Filed: **May 15, 2002**

The ornamental design for a mount for packaging, as shown and described.

(30) **Foreign Application Priority Data**

Nov. 15, 2001 (JP) ..... 2001-033517

**DESCRIPTION**

(51) **LOC (7) Cl.** ..... **09-07**

FIG. 1 is a perspective view of the top, front and right side of a mount for packaging showing my new design;

(52) **U.S. Cl.** ..... **D9/451; D9/415**

FIG. 2 is a front view thereof;

(58) **Field of Search** ..... D9/414, 415, 457, D9/434; D6/553; 206/461-471, 495, 806, 457, 527; 229/116.1, 116.5

FIG. 3 is a right side view thereof;

FIG. 4 is a rear view thereof;

FIG. 5 is a left side view thereof;

FIG. 6 is a top plan view thereof;

FIG. 7 is a bottom view thereof; and,

FIG. 8 is a reference view showing the article in an environment.

(56) **References Cited**

**U.S. PATENT DOCUMENTS**

D361,935 S \* 9/1995 Johnson ..... D9/434  
D426,041 S \* 5/2000 Boghossian ..... D6/553  
6,070,724 A \* 6/2000 McCool ..... 206/457  
D434,654 S \* 12/2000 McCool ..... D9/415

The broken lines in the Figures are for illustrative purposes only and form no part of the claimed design.

**1 Claim, 3 Drawing Sheets**

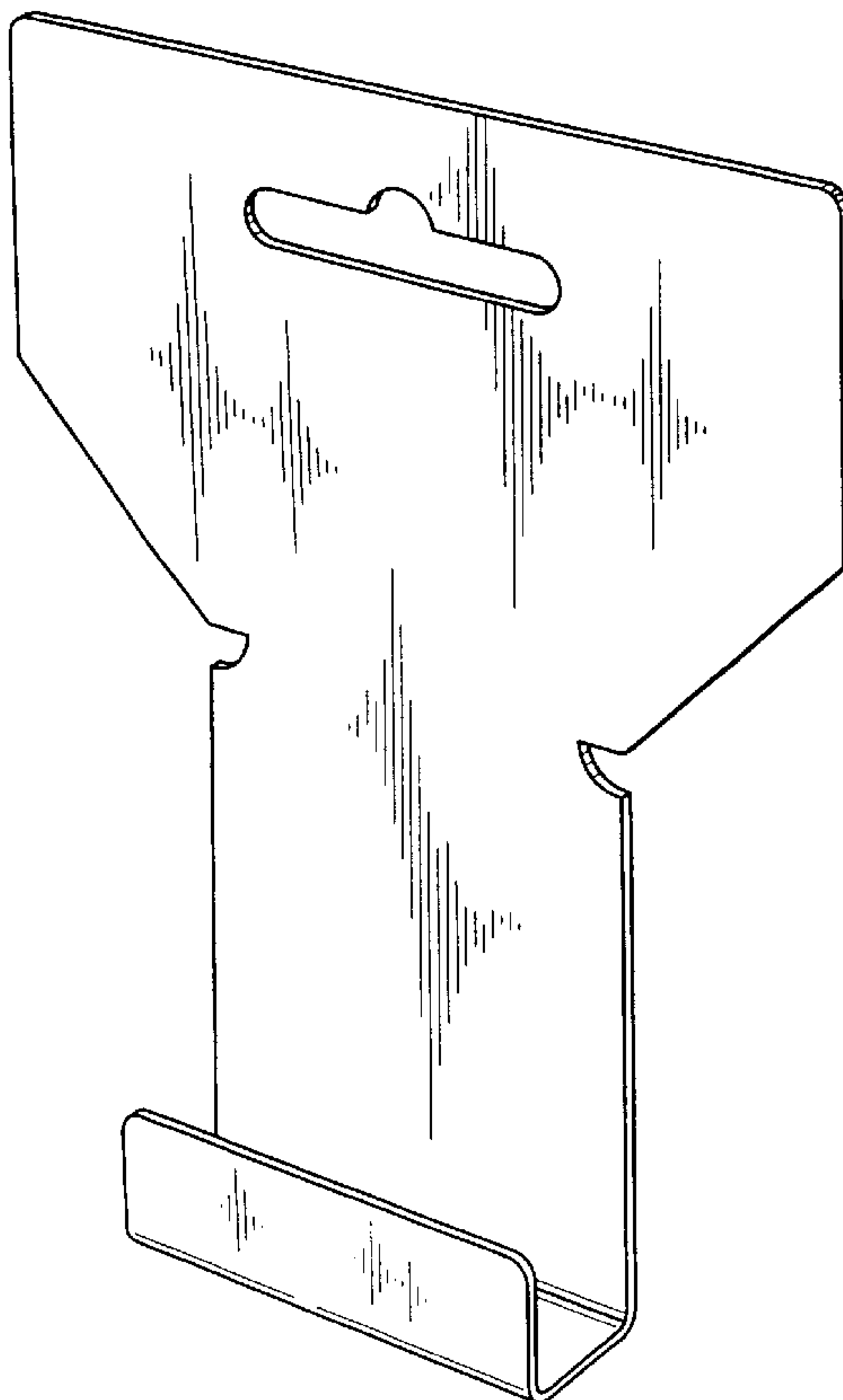


FIG. 2

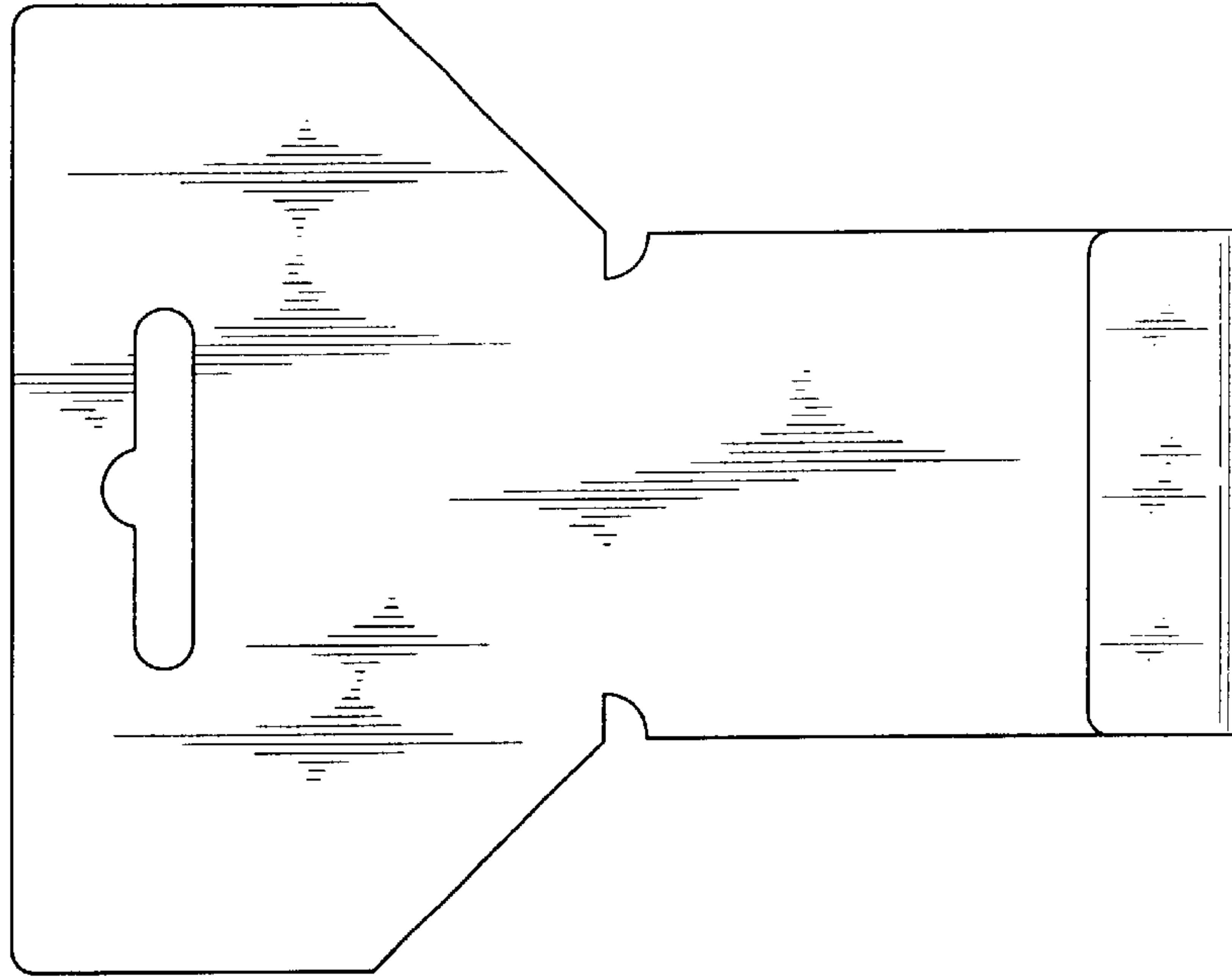


FIG. 1

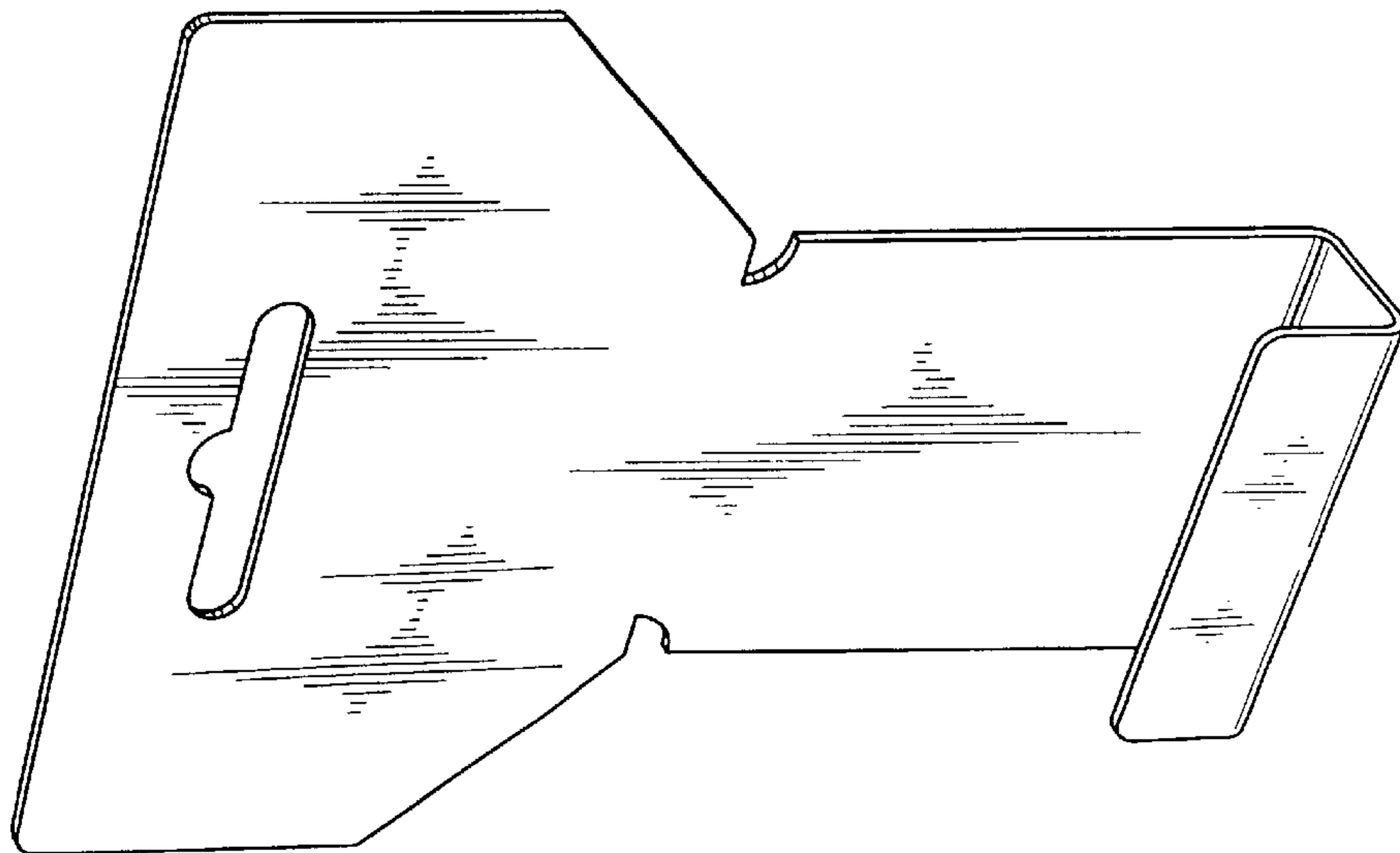


FIG. 5



FIG. 4

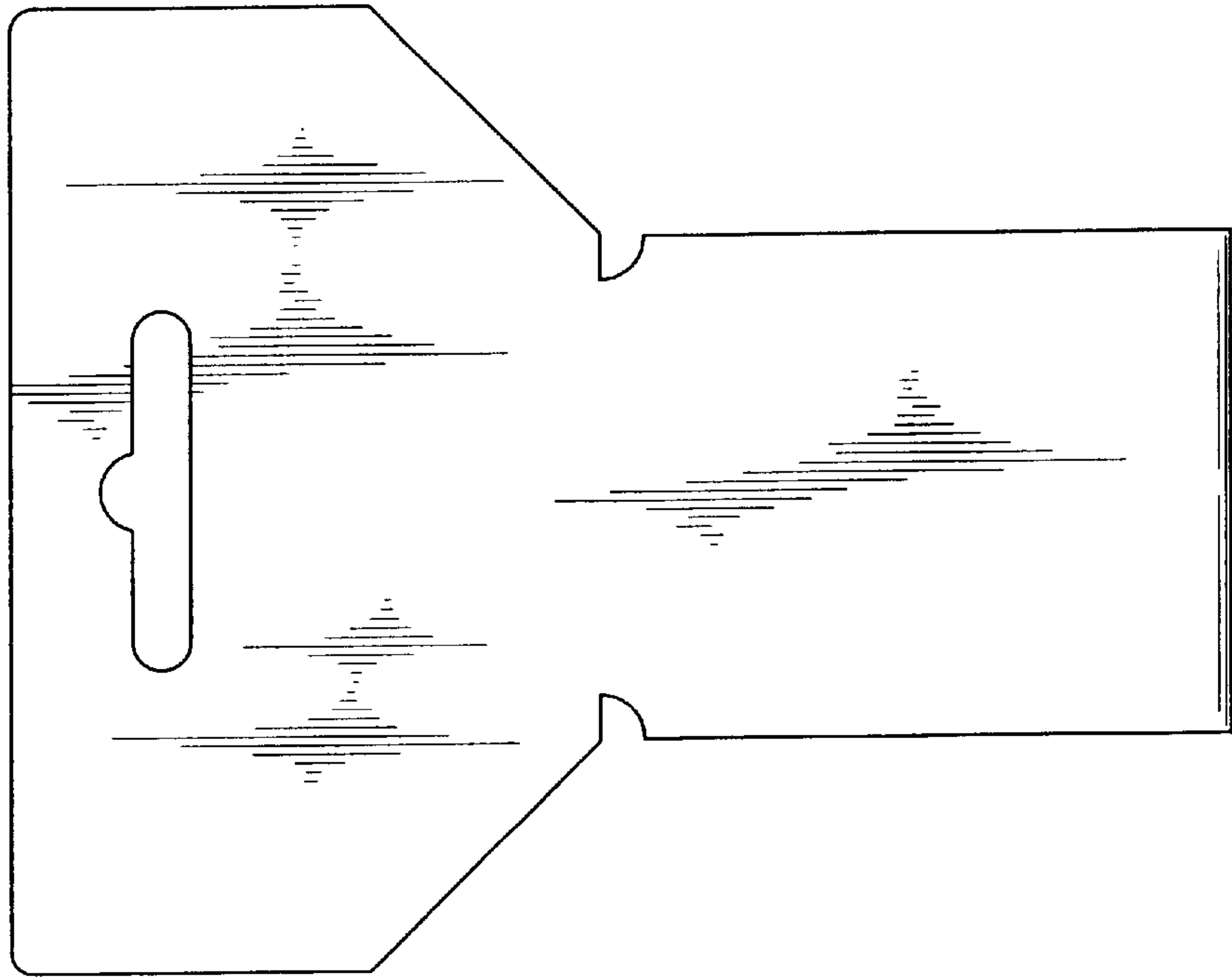
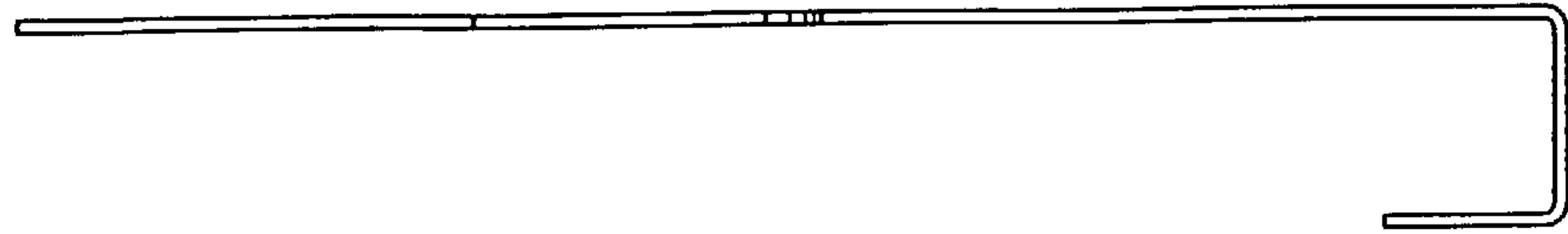


FIG. 3



*FIG. 6*



*FIG. 7*



*FIG. 8*

