



US00D478503S

(12) **United States Design Patent**
Vito

(10) **Patent No.:** **US D478,503 S**

(45) **Date of Patent:** **** Aug. 19, 2003**

- (54) **LINK FOR A SECURITY CHAIN**
- (76) Inventor: **Robert A. Vito**, 1434 Sugartown Rd.,
Berwyn, PA (US) 19312
- (**) Term: **14 Years**
- (21) Appl. No.: **29/171,698**
- (22) Filed: **Nov. 27, 2002**

Related U.S. Application Data

- (60) Division of application No. 10/288,078, filed on Nov. 5, 2002, and a continuation of application No. 29/170,619, filed on Nov. 8, 2002.
- (51) **LOC (7) Cl.** **08-99**
- (52) **U.S. Cl.** **D8/499**
- (58) **Field of Search** D8/499, 17; D11/13,
D11/79-80, 93; 70/14, 18, 58; 59/78, 80,
83-85, 90, 93; 280/457, 480, 507; 474/209,
218-220, 226-228, 230-236

(56) **References Cited**

U.S. PATENT DOCUMENTS

105,004 A	7/1870	Short	
D5,544 S	2/1872	Draper	
145,642 A	12/1873	Frontier et al.	
189,797 A	4/1877	Seery	
193,543 A	7/1877	Nortemann	
D11,004 S	1/1879	Lederer	
214,869 A	4/1879	Barrows	
D11,790 S	5/1880	Seery	
230,531 A	7/1880	Davidson	
324,281 A	8/1885	Veit	
904,846 A	* 11/1908	Costello	59/83
1,114,289 A	10/1914	Rittenhouse	
D61,359 S	8/1922	Benjamin	
1,810,978 A	6/1931	Moore	
D98,621 S	2/1936	Ritter	
2,192,946 A	3/1940	Towner	

2,242,783 A	5/1941	Grau	
3,028,725 A	4/1962	Stevens	
3,461,666 A	8/1969	Burstall	
3,545,200 A	12/1970	Fagan	
RE28,746 E	* 3/1976	Bruce	59/78
3,996,737 A	12/1976	Burstall	
4,068,467 A	1/1978	Schreyer et al.	
D254,126 S	2/1980	Beniya	
4,497,169 A	2/1985	Millington	
D282,055 S	1/1986	Brinkers	
D308,937 S	* 7/1990	Rybak	D8/499
D315,936 S	* 4/1991	Wilson et al.	D8/499 X
D343,349 S	* 1/1994	Byrd, Jr.	D8/399 X
5,308,292 A	* 5/1994	Mistry	59/84 X
5,331,802 A	* 7/1994	Varley	59/85
D361,261 S	* 8/1995	Amburgey et al.	D8/499
5,709,075 A	* 1/1998	Wu	59/78 X
5,732,967 A	3/1998	Behling	
6,170,248 B1	1/2001	Ianello et al.	
6,243,929 B1	* 6/2001	Curwood	59/85 X
6,256,974 B1	* 7/2001	Shanks, Sr.	59/85
6,263,658 B1	* 7/2001	Rosenwasser et al.	59/80

* cited by examiner

Primary Examiner—Brian N. Vinson

(74) *Attorney, Agent, or Firm*—Volpe and Koenig, P.C.

(57) **CLAIM**

I claim a new ornamental design for a link for a security chain, as shown and described.

DESCRIPTION

FIG. 1 is a top, front, and right side perspective view of a link for a security chain showing my new design;
 FIG. 2 is a left side elevational view thereof, the right side being identical in appearance;
 FIG. 3 is a top plan view thereof, the bottom being identical in appearance; and,
 FIG. 4 is a front elevational view thereof, the rear being identical in appearance.

1 Claim, 1 Drawing Sheet

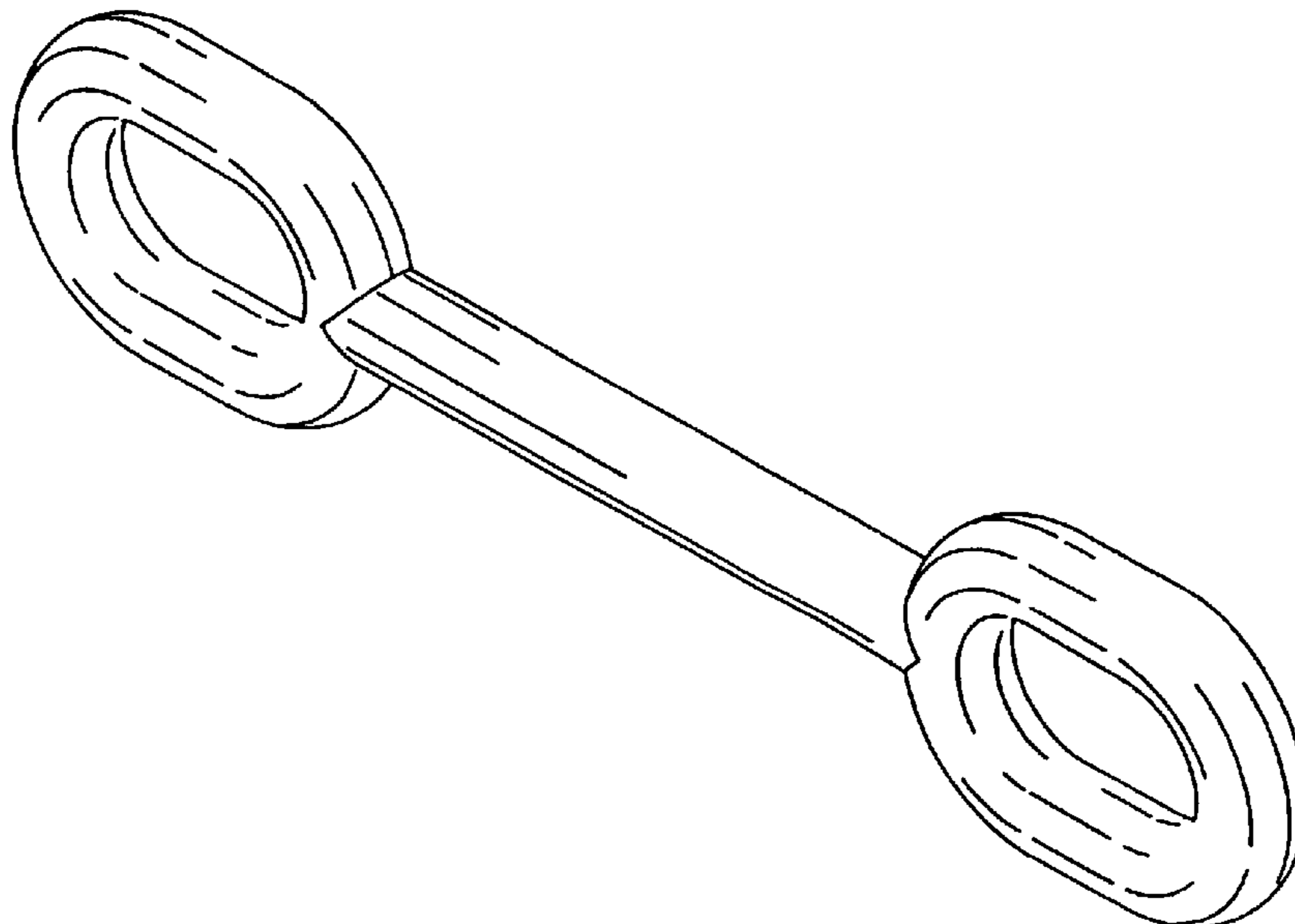


FIG. 1

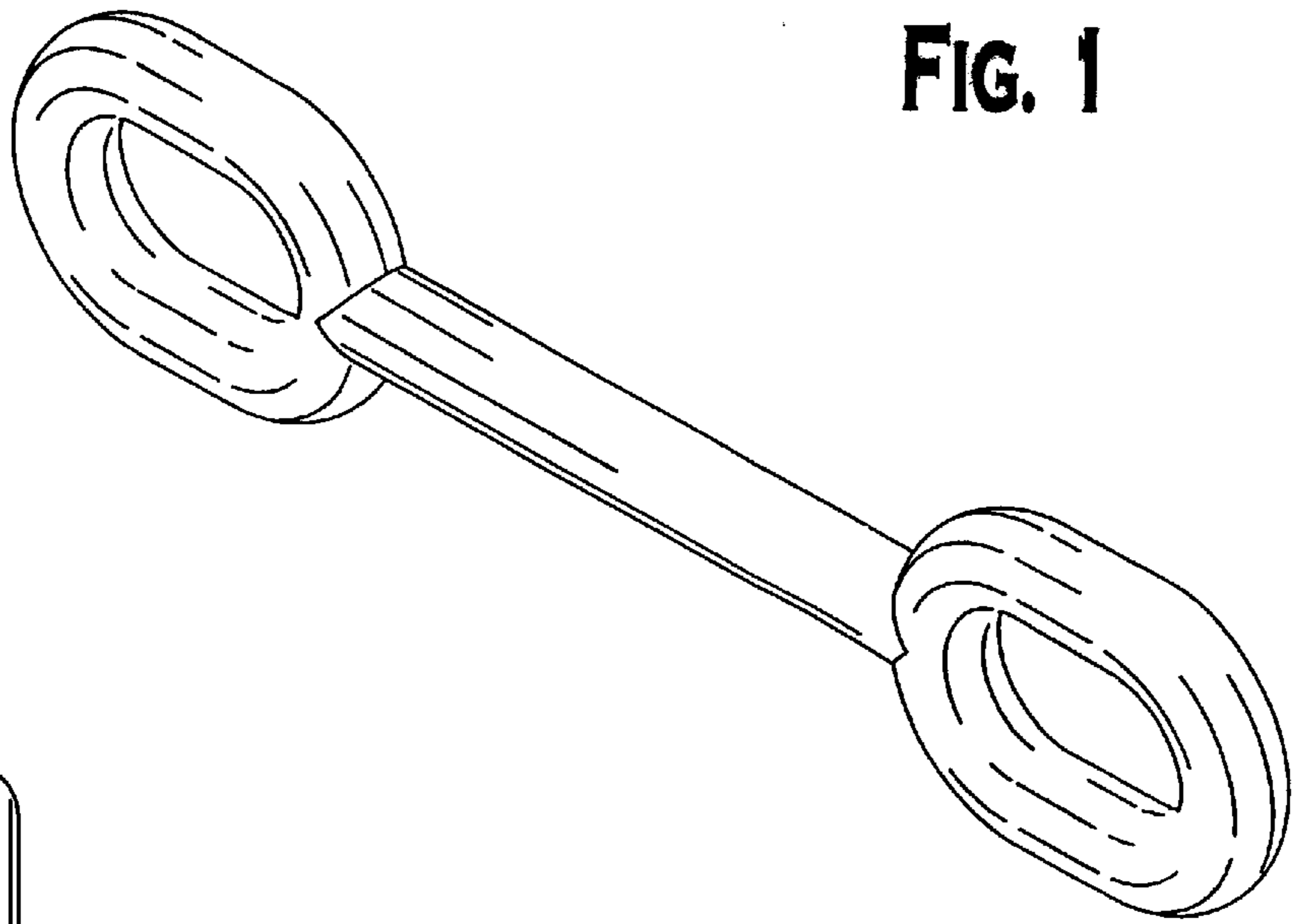


FIG. 2



FIG. 3




FIG. 4

