



US00D478497S

(12) **United States Design Patent**
Curtas et al.

(10) **Patent No.:** **US D478,497 S**

(45) **Date of Patent:** **** Aug. 19, 2003**

(54) **BRACKET**

(75) Inventors: **Luke D. Curtas**, Fredericksburg, VA (US); **Theodore L. Neelands**, Fredericksburg, VA (US); **Sidney S. Hendrix**, Fredericksburg, VA (US)

(73) Assignee: **Mid Atlantic Vinyl Products, Inc.**, Fredericksburg, VA (US)

(**) Term: **14 Years**

(21) Appl. No.: **29/173,084**

(22) Filed: **Dec. 20, 2002**

(51) **LOC (7) Cl.** **08-08**

(52) **U.S. Cl.** **D8/354**

(58) **Field of Search** D8/349, 354, 356, D8/363, 366, 373, 380, 394; D25/102, 199; 52/712, 714; 174/53, 59; 248/200, 300; 256/55, 59, 65.01, 65.02, 65.03, 65.04, 65.06, 65.07, 66, 67, 69; 403/171, 187, 192, 230, 260, 262

(56) **References Cited**

U.S. PATENT DOCUMENTS

2,172,796 A * 9/1939 Krasin 52/714
4,105,862 A * 8/1978 Hoehn 174/53

5,788,224 A * 8/1998 Platt
D427,889 S * 7/2000 Gretz D8/354
D435,213 S * 12/2000 Erwin D8/363
D436,836 S * 1/2001 Erwin D8/354
D437,772 S * 2/2001 Erwin D8/354

* cited by examiner

Primary Examiner—Doris V. Coles
Assistant Examiner—Elizabeth A. Albert
(74) *Attorney, Agent, or Firm*—Jeffrey D. Carter


(57) **CLAIM**

The ornamental design for the bracket, as shown and described.

DESCRIPTION

FIG. 1 is a perspective view of the bracket of the present invention;
FIG. 2 is a front view thereof, the rear view being identical to the front view;
FIG. 3 is a right side view thereof, the left side view being identical to the right side view; and,
FIG. 4 is a top view thereof, the bottom view being identical to the top view.
The broken lines shown in all drawing views are for illustrative purposes only and form no part of the claimed design.

1 Claim, 4 Drawing Sheets






FIG. 1

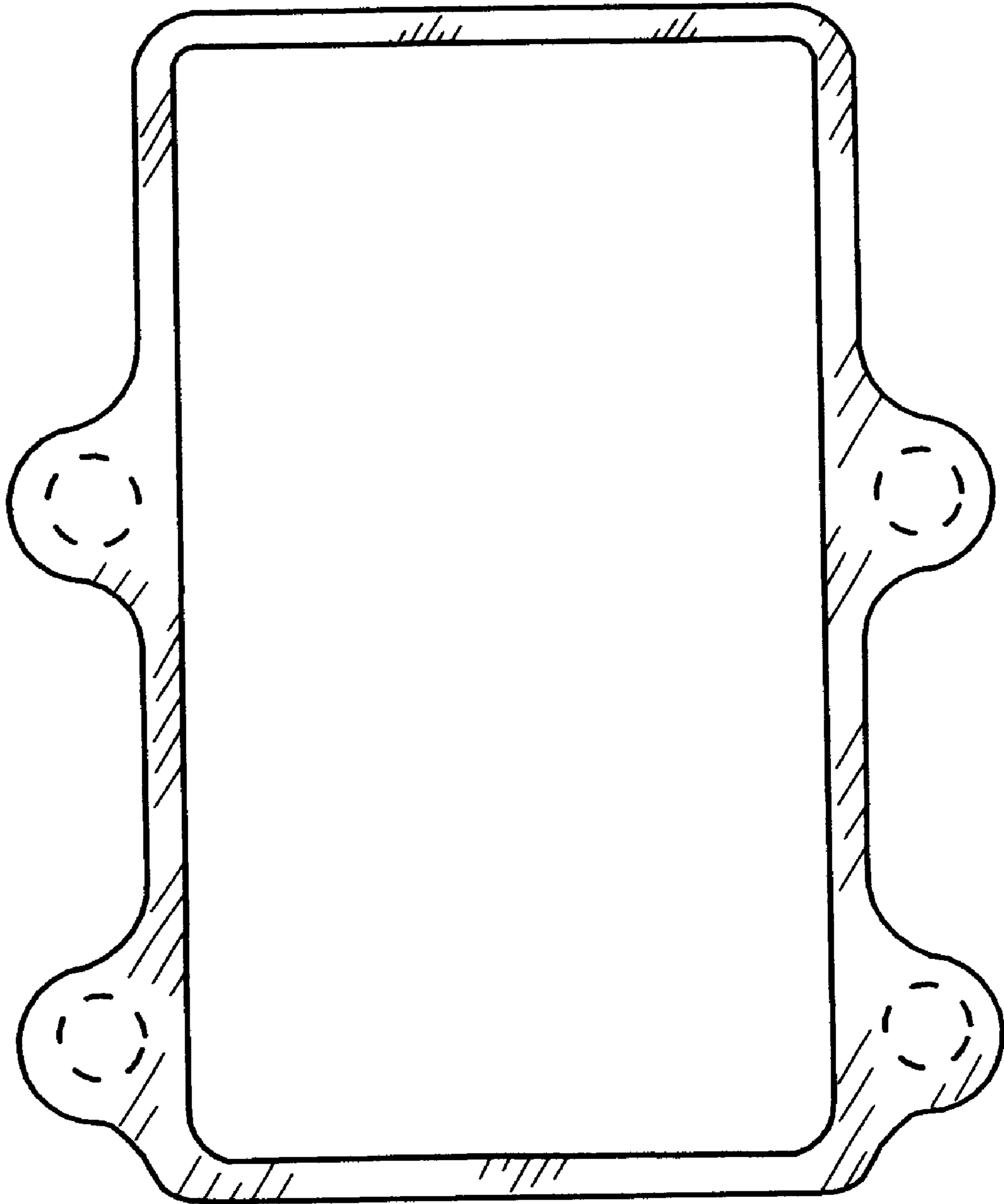


FIG. 2

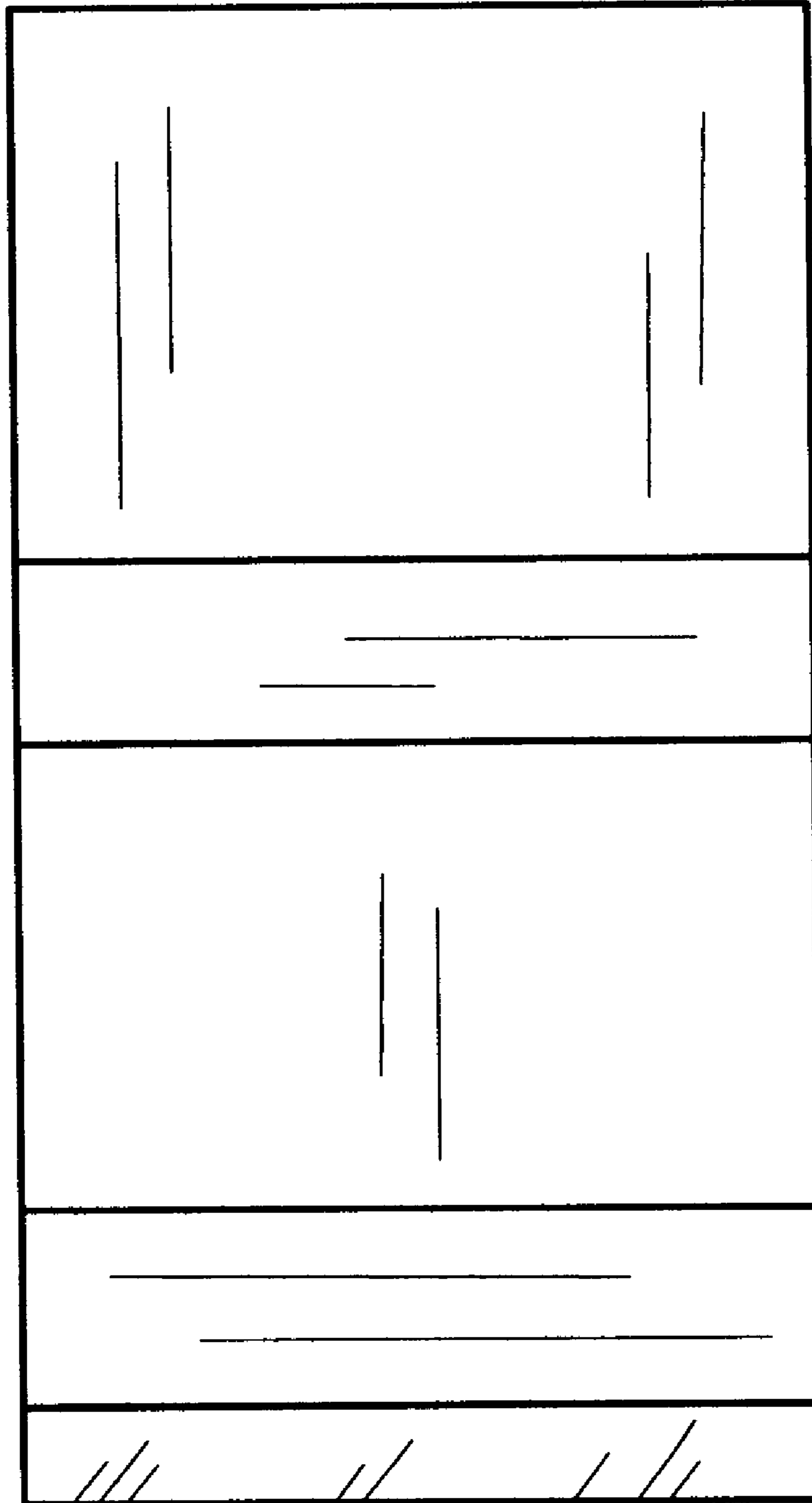


FIG. 3

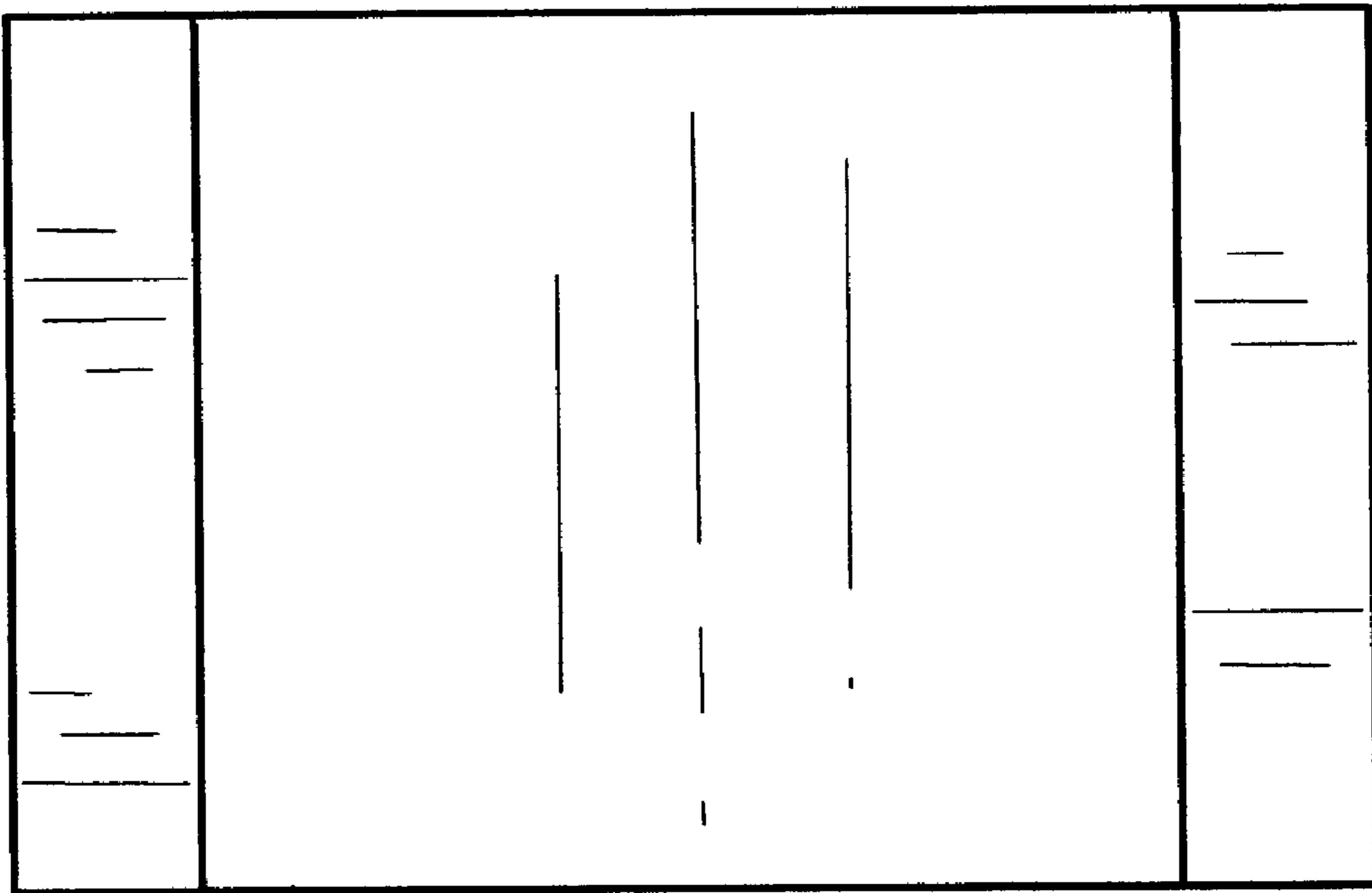


FIG. 4