



US00D478495S

(12) **United States Design Patent**
Votruba et al.

(10) **Patent No.:** **US D478,495 S**

(45) **Date of Patent:** **** Aug. 19, 2003**

(54) **HINGE**

(75) Inventors: **Edward J. Votruba**, Chandler, AZ
(US); **Patrick W. Breslin**, Peoria, AZ
(US); **Michael H. Dilgard**, Tempe, AZ
(US); **David L. Simpson**, Higley, AZ
(US); **Thomas F. Bone**, Mesa, AZ (US)

(73) Assignee: **U-Haul International, Inc.**, Phoenix,
AZ (US)

(**) Term: **14 Years**

(21) Appl. No.: **29/145,865**

(22) Filed: **Jul. 31, 2001**

Related U.S. Application Data

(63) Continuation-in-part of application No. 09/901,375, filed on
Jul. 9, 2001, which is a continuation-in-part of application
No. 09/884,706, filed on Jun. 19, 2001.

(51) **LOC (7) Cl.** **08-06**

(52) **U.S. Cl.** **D8/323**

(58) **Field of Search** D8/323-329; 16/387,
16/366, 368, 369, 272, 277; 292/56, 91

(56) **References Cited**

U.S. PATENT DOCUMENTS

842,520 A * 1/1907 Brothers 16/241

D110,335 S * 7/1938 Atwood D8/329
D407,624 S * 4/1999 Ehrig D8/323
5,920,950 A * 7/1999 Young et al. 403/154
6,141,832 A * 11/2000 Salice 16/366

* cited by examiner

Primary Examiner—Louis S. Zarfes

Assistant Examiner—Deanne Levy

(74) *Attorney, Agent, or Firm*—Jeffer, Mangels, Butler &
Marmaro, LLP

(57) **CLAIM**

The ornamental design for a hinge, as shown and described.

DESCRIPTION

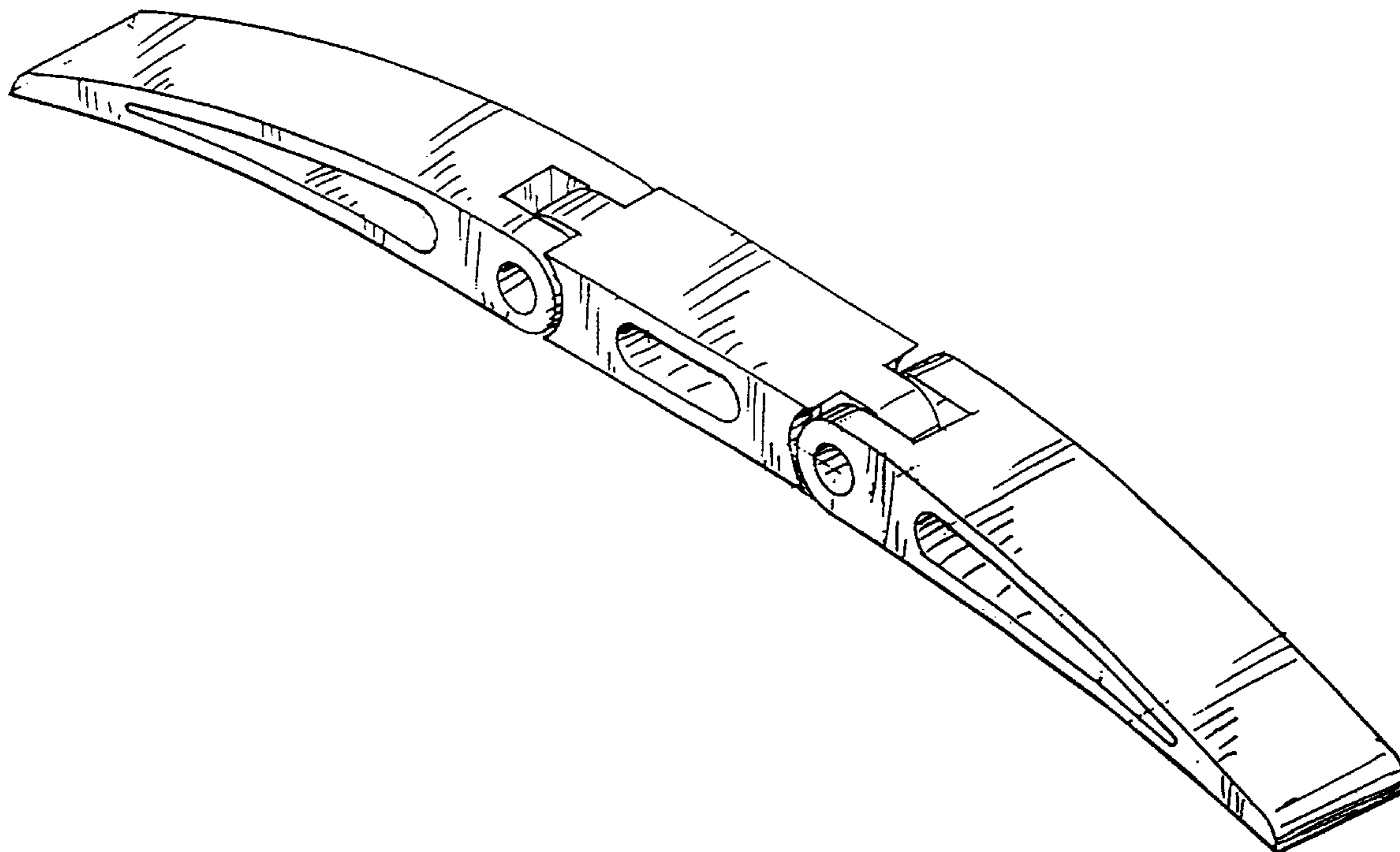
Fig. 1 is a perspective view of the hinge showing our new
design;

Fig. 2 is a top plan view of the hinge of FIG. 1.

FIG. 3 is a left side elevational view of the hinge of FIG. 1,
the right side elevational view being a mirror reflection of
the left side elevational view.

FIG. 4 is a bottom plan view of the hinge of FIG. 1; and,
FIG. 5 is a front elevational view of the hinge of FIG. 1, the
rear elevational view being a mirror reflection of the front
elevational view.

1 Claim, 2 Drawing Sheets



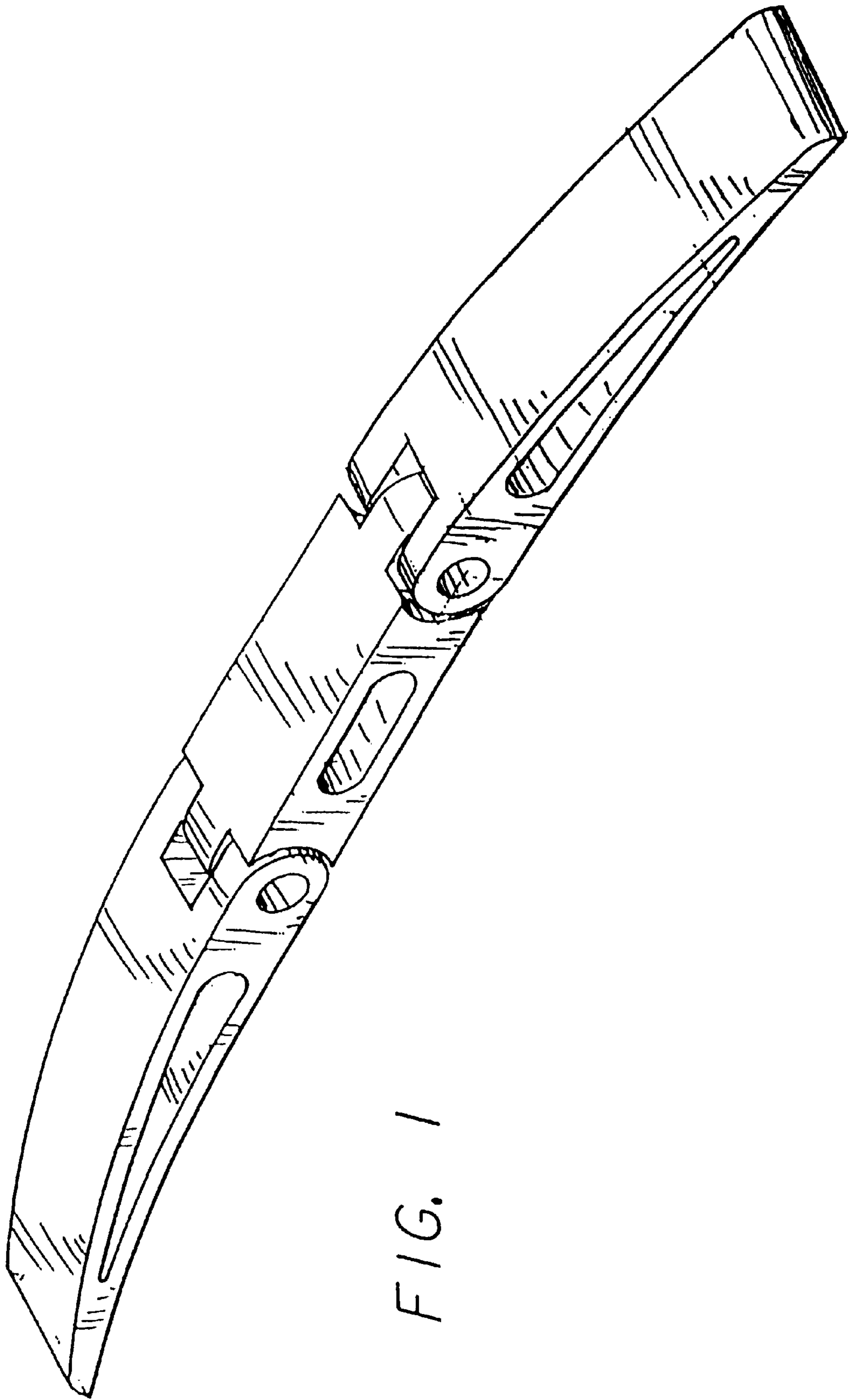


FIG. 1

FIG. 2




FIG. 3

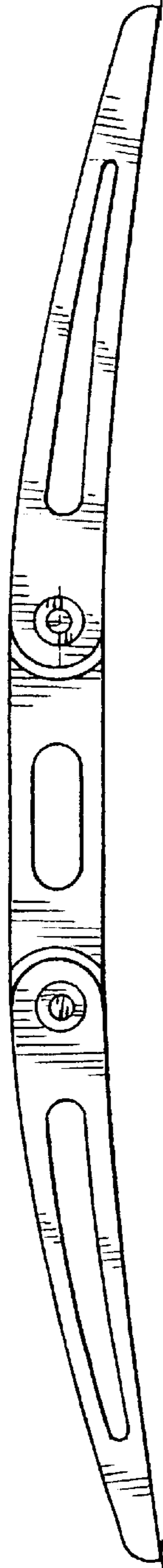


FIG. 4

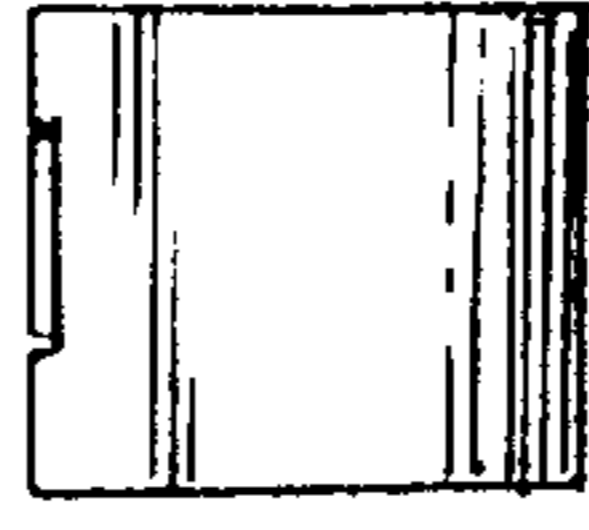


FIG. 5