



US00D478494S

(12) **United States Design Patent**
Arnold

(10) **Patent No.:** **US D478,494 S**

(45) **Date of Patent:** **** Aug. 19, 2003**

(54) **REPLACEABLE, TRIMMABLE GRIP WITH PRESSURE SENSITIVE ADHESIVE FOR TOOL HANDLE**

(76) **Inventor:** **Kevin D. Arnold**, 3991 125th St., Allegan, MI (US) 49010

(**) **Term:** **14 Years**

(21) **Appl. No.:** **29/167,740**

(22) **Filed:** **Sep. 20, 2002**

(51) **LOC (7) Cl.** **08-05**

(52) **U.S. Cl.** **D8/107; D8/80; D6/583**

(58) **Field of Search** D8/80, 107, 83, D8/303; D5/53; D6/583, 584; D7/388; D29/119; 81/21, 177.1, 489; 16/110.1, 421

(56) **References Cited**

U.S. PATENT DOCUMENTS

2,751,957 A	6/1956	Langerman	
3,343,578 A	9/1967	Rubin	
3,556,571 A	1/1971	Laub, Jr.	
4,098,506 A	7/1978	Gaiser	
4,300,607 A	11/1981	Mellinger	
4,523,781 A	6/1985	Brody	
4,856,140 A	8/1989	Visco et al.	
D309,234 S	* 7/1990	Howell	D7/409
5,160,139 A	11/1992	Soong	
D336,198 S	* 6/1993	Gibbons	D6/583
5,348,360 A	9/1994	Mencarelli et al.	294/57
5,373,616 A	12/1994	Biersdorf et al.	
D381,231 S	* 7/1997	Kuan	D6/582
D428,293 S	* 7/2000	Williams	D6/583

6,148,701 A	* 11/2000	Lee	81/489
6,247,385 B1	* 6/2001	Wu	81/177.1
D453,421 S	* 2/2002	Greenfield et al.	D5/53
D456,667 S	* 5/2002	Veltri et al.	D7/387
D464,806 S	* 10/2002	Carter	D5/53
D464,807 S	* 10/2002	Carter	D5/53

* cited by examiner

Primary Examiner—Philip S. Hyder

(74) *Attorney, Agent, or Firm*—Donald R. Schoonover

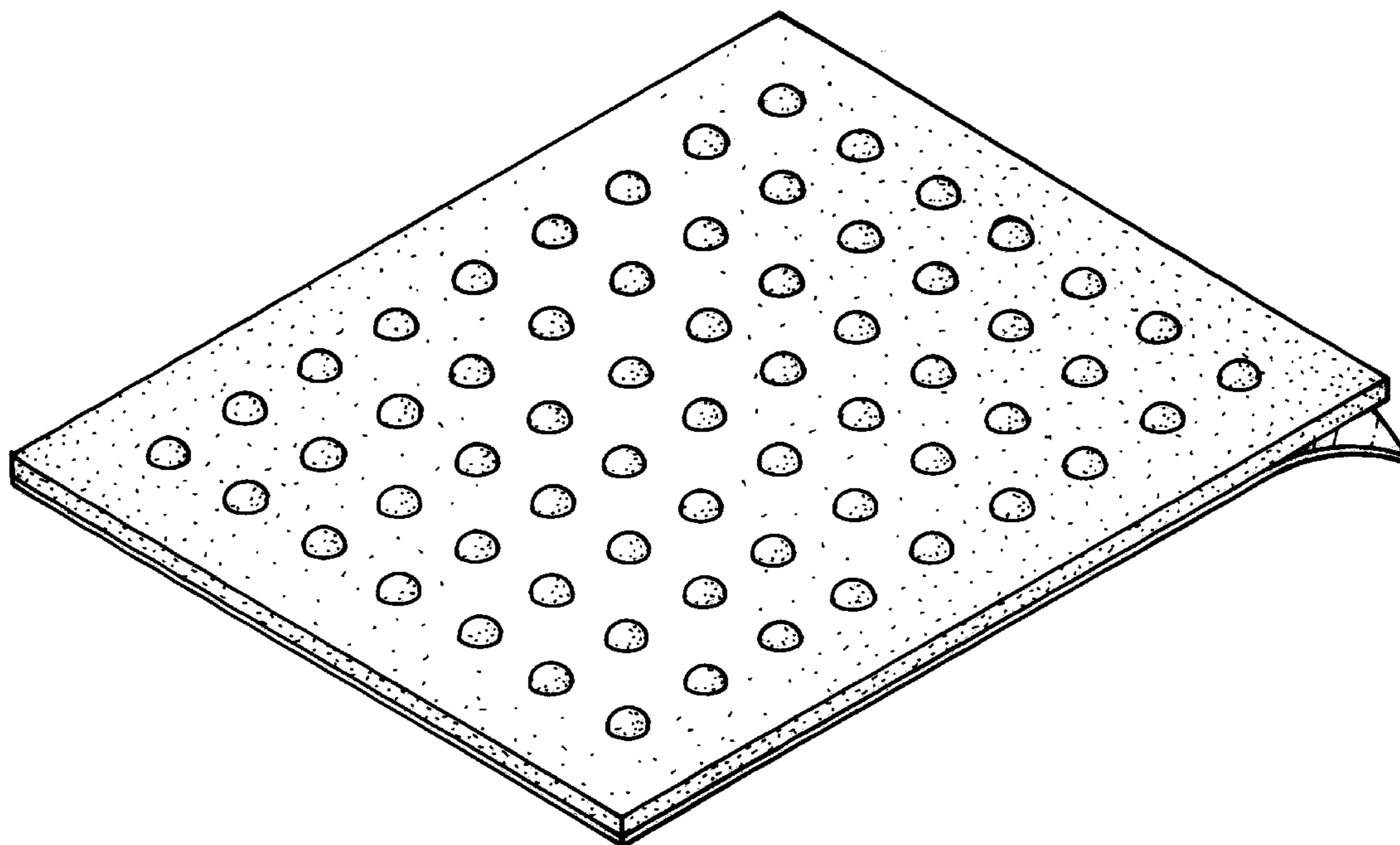
(57) **CLAIM**

The ornamental design for a replaceable, trimmable grip with pressure sensitive adhesive for tool handle, as shown and described.

DESCRIPTION

FIG. 1 is a perspective view of the replaceable, trimmable grip with pressure sensitive adhesive for tool handle embodying the design of the present invention; FIG. 2 is a top plan view thereof; FIG. 3 is a bottom plan view thereof; FIG. 4 is a side elevational view thereof, the opposite side elevational view being identical thereto; FIG. 5 is an end elevational view thereof, the opposite end elevational view being identical thereto; and, FIG. 6 is a reduced perspective view showing the replaceable, trimmable grip with pressure sensitive adhesive for tool handle being applied to a tool handle; the broken lines depict environmental structure and form no part of the claimed design.

1 Claim, 3 Drawing Sheets



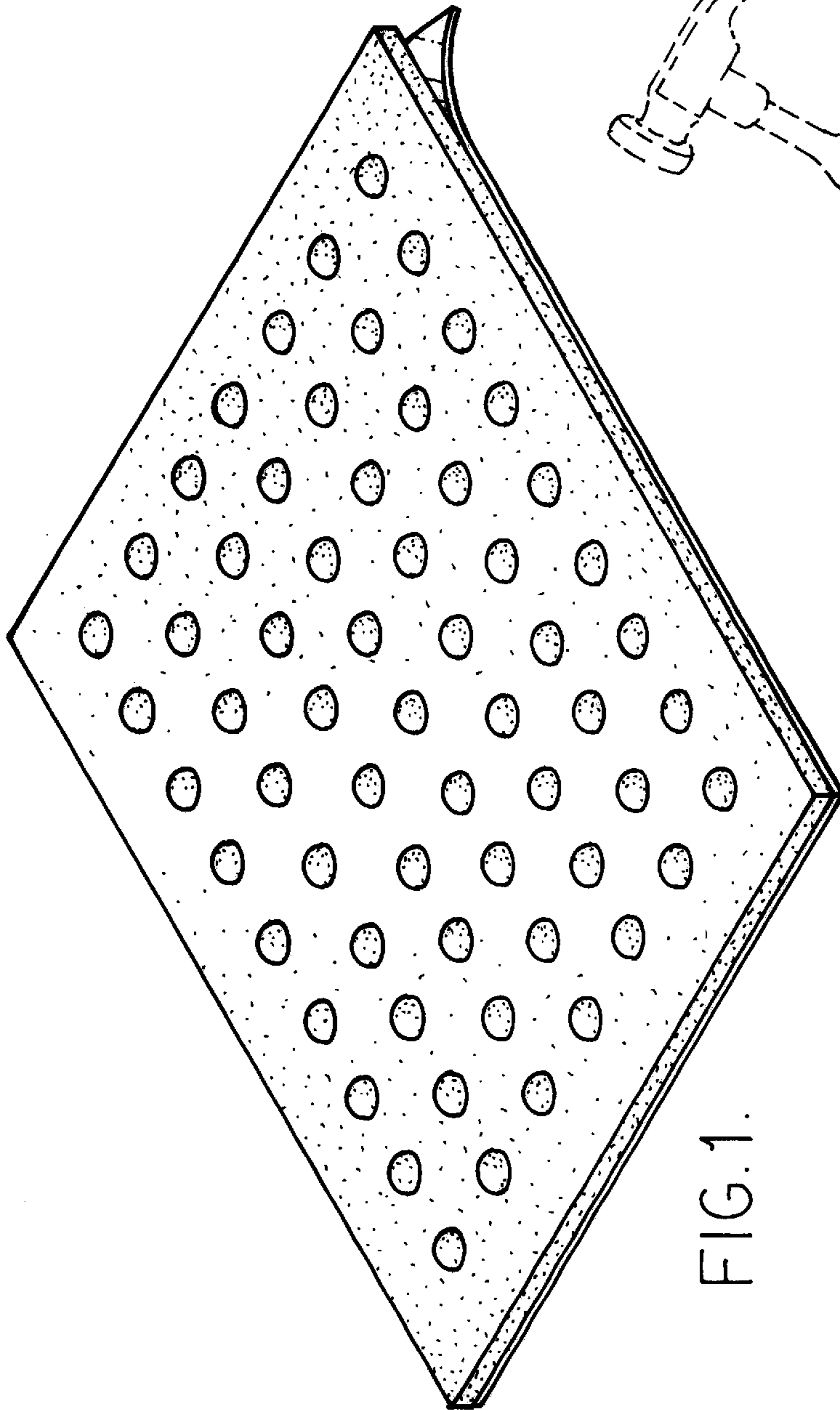


FIG. 1.

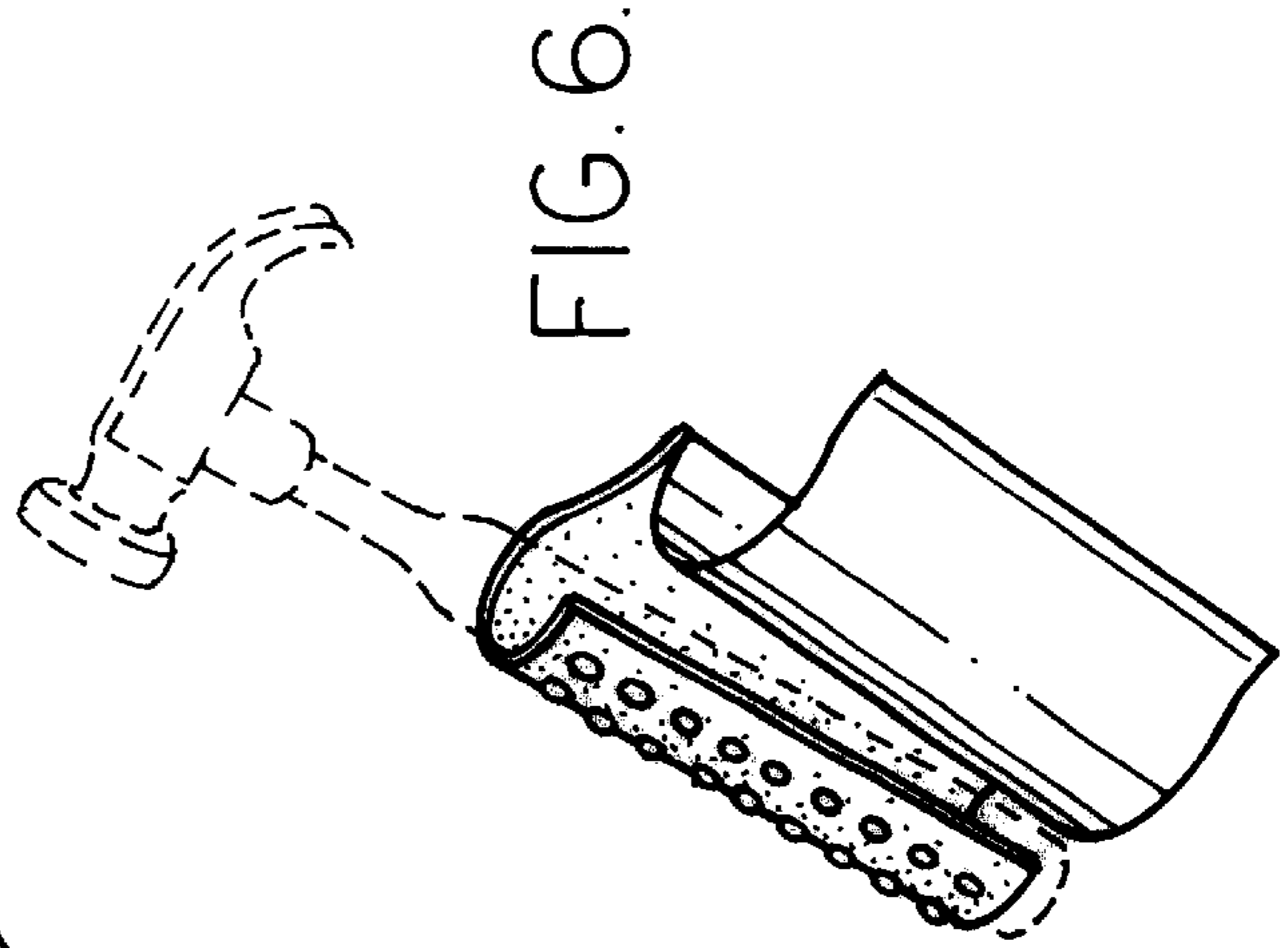



FIG. 6.

FIG. 4.



FIG. 2.



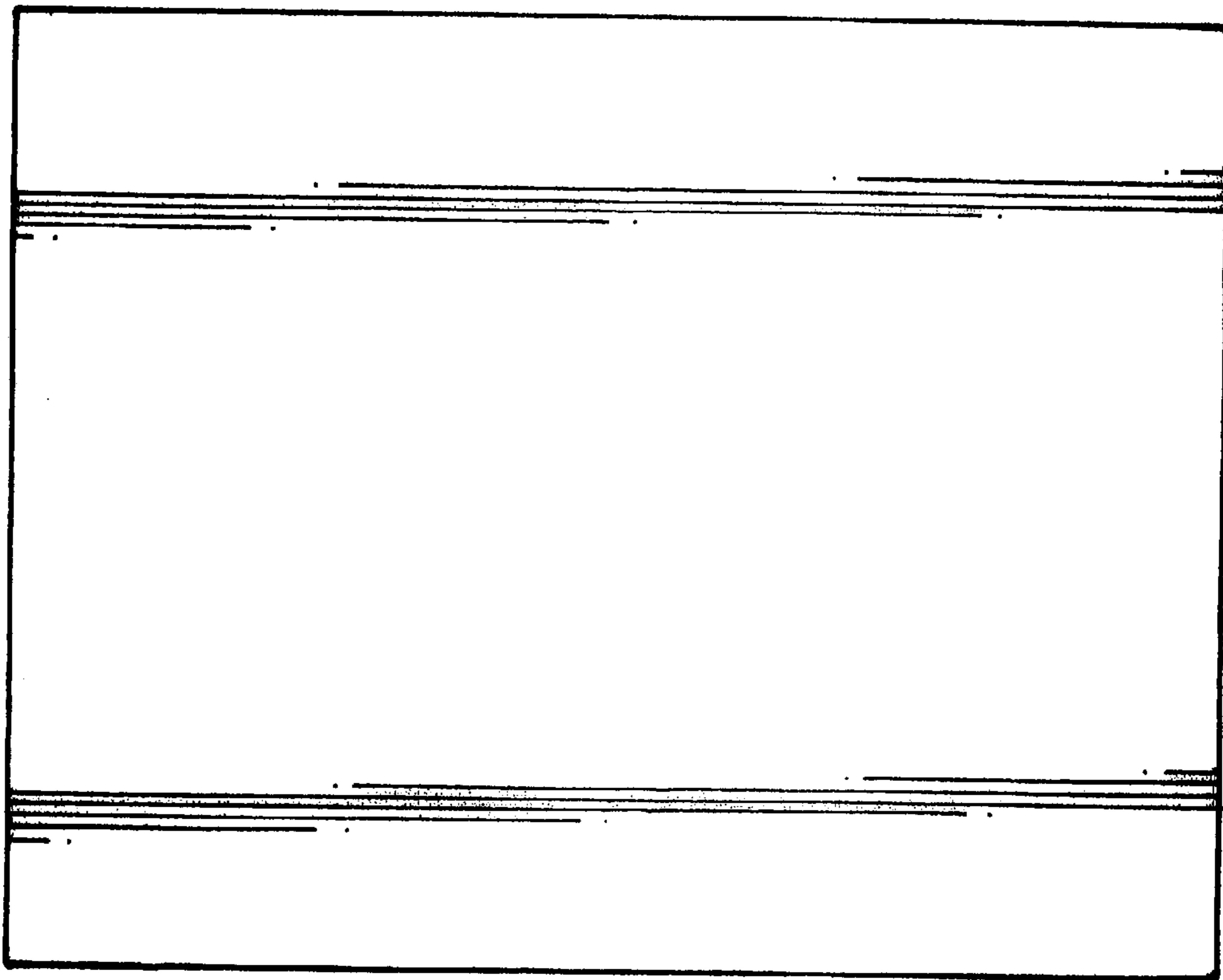


FIG. 3.



FIG. 5.