



US00D478486S

(12) **United States Design Patent**  
**Scola et al.**

(10) **Patent No.: US D478,486 S**

(45) **Date of Patent: \*\* Aug. 19, 2003**

(54) **STAPLER**

(75) **Inventors: Michael J. Scola, Roselle, IL (US);  
Steven C. Slowik, Wheeling, IL (US);  
Anthony Jairam, Sunrise, FL (US);  
John Chap, Lemont, IL (US)**

(73) **Assignee: ACCO Brands, Inc., Lincolnshire, IL  
(US)**

(\*\*) **Term: 14 Years**

(21) **Appl. No.: 29/172,303**

(22) **Filed: Dec. 10, 2002**

**Related U.S. Application Data**

(62) **Division of application No. 29/155,856, filed on Feb. 19,  
2002, now Pat. No. Des. 472,437.**

(51) **LOC (7) Cl. .... 19-02**

(52) **U.S. Cl. .... D8/50**

(58) **Field of Search ..... D8/49, 50; D19/72;  
227/120, 127, 128, 131, 132, 134, 156**

(56) **References Cited**

**U.S. PATENT DOCUMENTS**

- 3,144,653 A 8/1964 Kohen
- 3,630,428 A 12/1971 Olney et al.
- D233,306 S 10/1974 Power
- D243,148 S 1/1977 Levin
- D244,253 S 5/1977 Power et al.
- D248,920 S 8/1978 Jalk et al.
- D251,962 S 5/1979 Power
- 4,463,890 A 8/1984 Ruskin
- D277,162 S 1/1985 Power et al.
- D297,300 S 8/1988 McDermott et al.
- D305,200 S 12/1989 Arns et al.
- D308,324 S 6/1990 Oliver
- D310,950 S 10/1990 Olesen et al.
- D320,539 S 10/1991 Leff et al.
- 5,076,483 A 12/1991 Olesen
- D330,317 S 10/1992 Jacober et al.
- D331,000 S 11/1992 Doorley
- D331,002 S 11/1992 Oliver

- 5,222,645 A 6/1993 Sueda ..... 227/131
- D340,847 S 11/1993 Bain et al.
- D350,678 S \* 9/1994 Khan et al. .... D8/50
- D350,679 S \* 9/1994 Khan et al. .... D8/50
- D369,729 S 5/1996 Herbst et al.
- D369,730 S 5/1996 Herbst et al.
- D370,607 S 6/1996 Herbst et al.
- D371,495 S 7/1996 Herbst et al.
- D371,496 S 7/1996 Herbst et al.
- D373,058 S 8/1996 Herbst et al. .... D8/50
- D374,385 S 10/1996 Herbst et al. .... D8/50
- 5,690,268 A 11/1997 Evans et al.
- D387,646 S 12/1997 Arns ..... D8/50
- D394,194 S 5/1998 Brunson et al. .... D8/50
- D394,592 S 5/1998 Brunson et al. .... D8/50
- D401,825 S 12/1998 Parsey et al. .... D8/50
- D406,996 S 3/1999 Matthes ..... D8/50
- D411,725 S 6/1999 Matthes ..... D8/50
- D413,501 S 9/1999 Parsey et al. .... D8/49
- D414,091 S 9/1999 Rellinger ..... D8/50
- D420,266 S 2/2000 Berry et al. .... D8/50
- D424,898 S 5/2000 Wilson et al. .... D8/50
- 6,068,173 A 5/2000 Sueda ..... 227/7
- D429,453 S 8/2000 Imboden et al. .... D8/50
- 6,152,347 A 11/2000 Wilson et al. .... 227/156
- D436,009 S \* 1/2001 Chi Kuo ..... D8/50
- D436,010 S 1/2001 Nakamura ..... D8/50
- 6,244,491 B1 6/2001 Kandasamy et al. .... 227/134
- D445,323 S 7/2001 Arns ..... D8/50
- D446,430 S 8/2001 Arns ..... D8/50
- D447,676 S 9/2001 Wilson et al. .... D8/50
- D470,025 S \* 2/2003 Joss et al. .... D8/50

**OTHER PUBLICATIONS**

Prior art electric staplers: Acco Brands Fact Book 2001 Catalog, pp. 188–189.

\* cited by examiner

*Primary Examiner*—Adir Aronovich

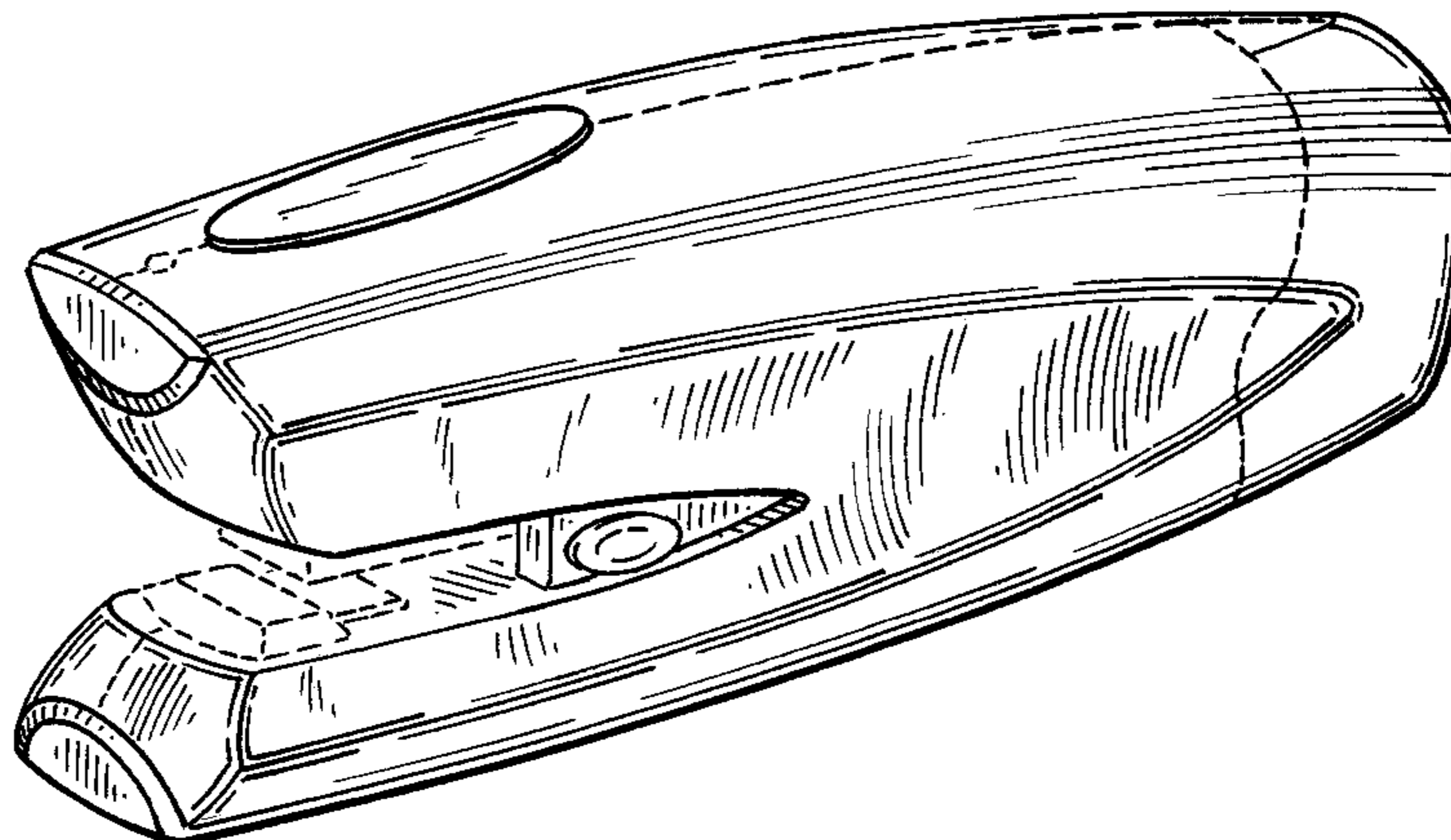
(74) *Attorney, Agent, or Firm*—Michael Best & Friedrich LLP

(57) **CLAIM**

We claim the ornamental design for a stapler, as shown and described.

**DESCRIPTION**

FIG. 1 is a perspective view of a stapler embodying the



present invention.

FIG. 2 is top view of the stapler.

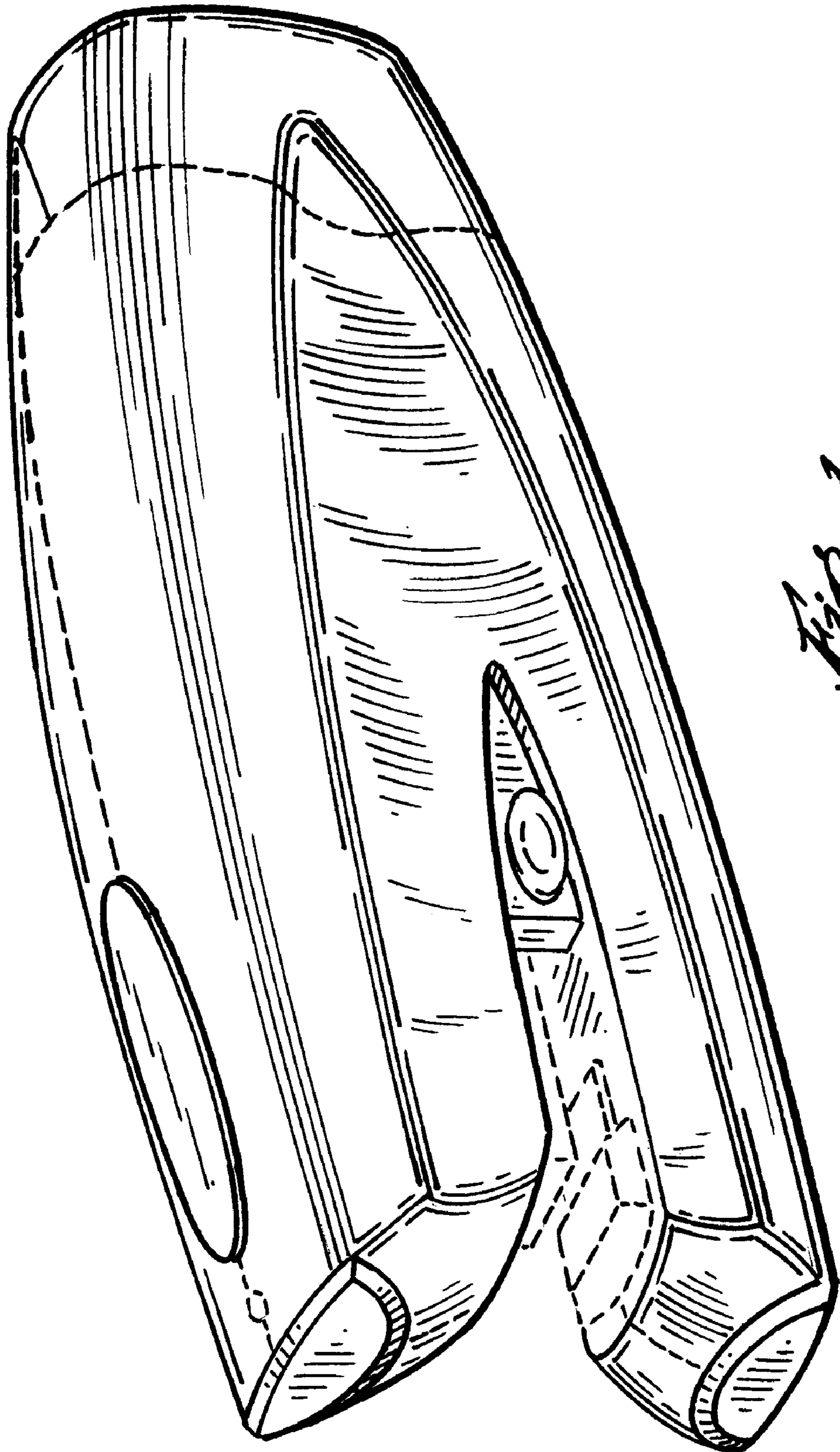
FIG. 3 is a side view of the stapler.

FIG. 4 is a front view of the stapler; and,

FIG. 5 is a rear view of the stapler.

The portions of the stapler shown in broken lines are for illustrative purposes only and form no part of the claimed design. The side view opposite FIG. 3 is a mirror image of FIG. 3 and is not shown.

**1 Claim, 3 Drawing Sheets**



*Fig. 1*

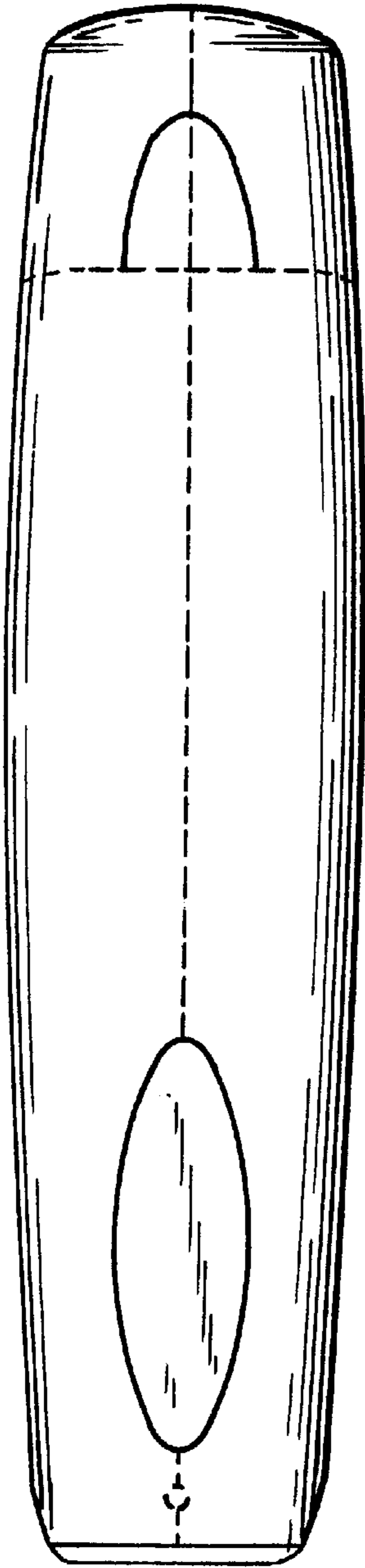


FIG. 2

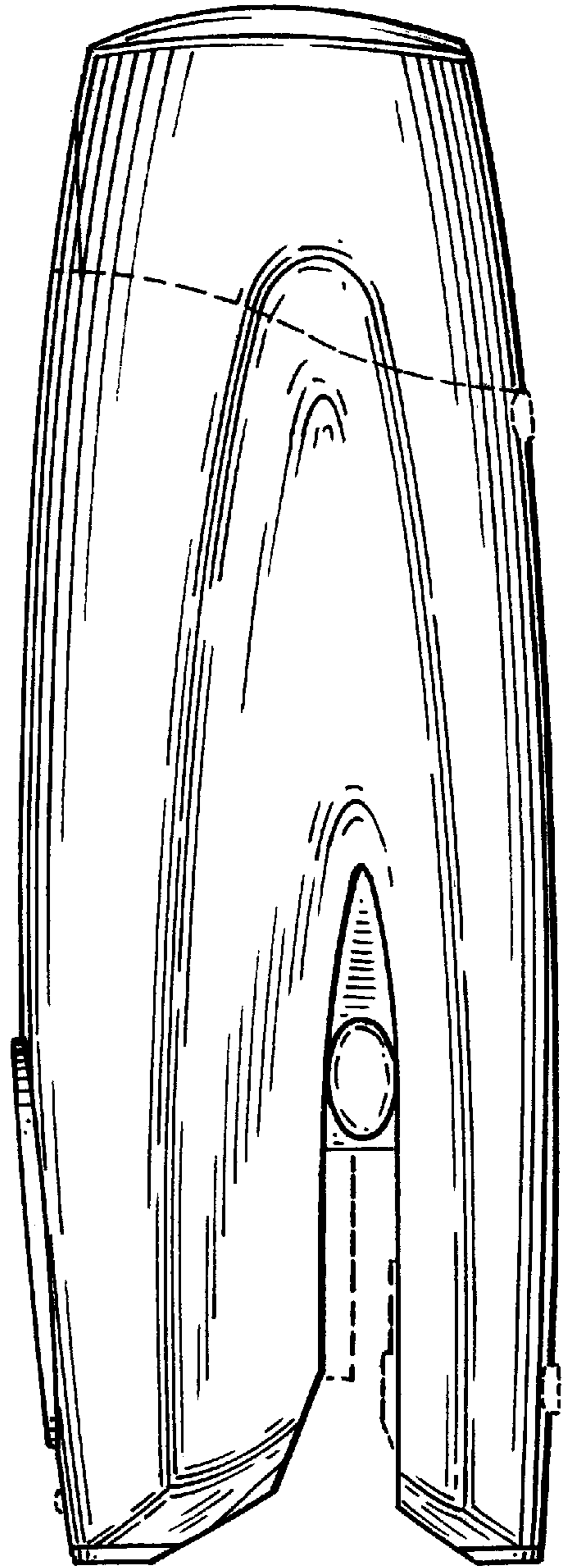
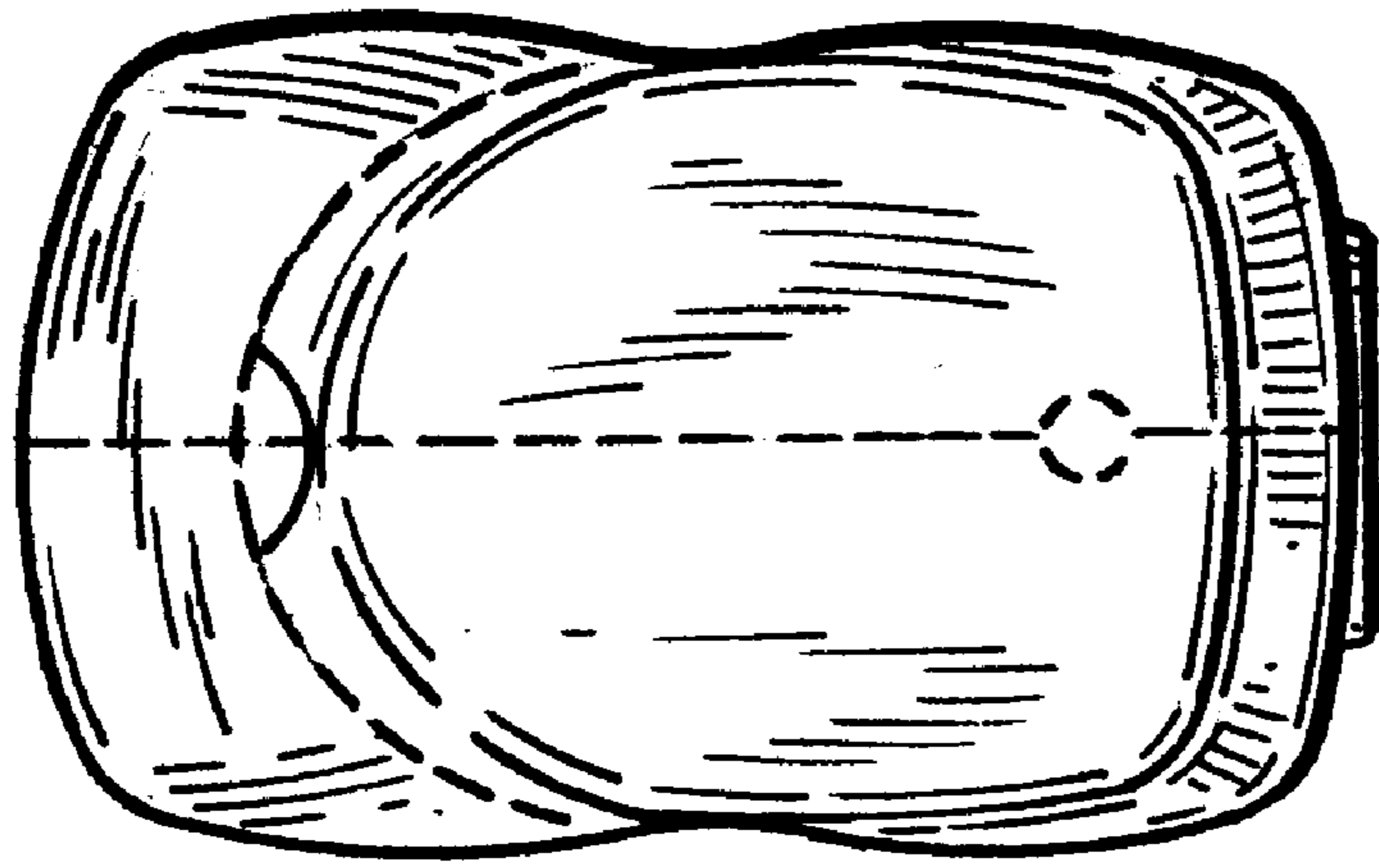
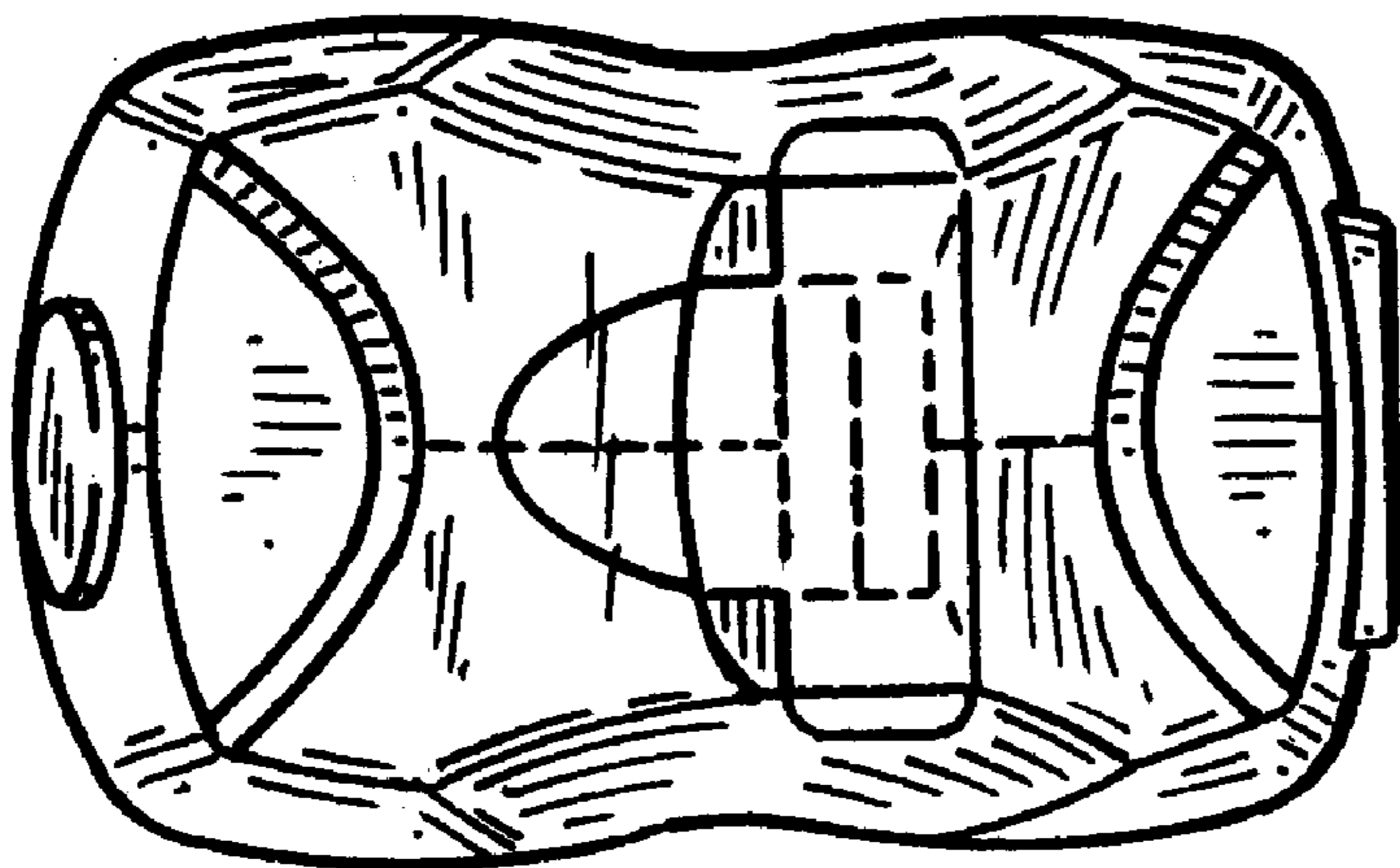


FIG. 3



*Fig. 5*



*Fig. 4*