



US00D478473S

(12) **United States Design Patent**  
**Zettle**

(10) **Patent No.:** **US D478,473 S**

(45) **Date of Patent:** **\*\* Aug. 19, 2003**

- (54) **PLATE**
- (75) **Inventor:** **Jeffrey J. Zettle**, Bay City, MI (US)
- (73) **Assignee:** **S. C. Johnson Home Storage, Inc.**,  
Racine, WI (US)
- (\*\*) **Term:** **14 Years**
- (21) **Appl. No.:** **29/153,100**
- (22) **Filed:** **Dec. 21, 2001**
- (51) **LOC (7) Cl.** ..... **07-01**
- (52) **U.S. Cl.** ..... **D7/545**
- (58) **Field of Search** ..... D7/545, 543, 544,  
D7/549, 551, 550.1, 553.1, 553.6, 553.7,  
587, 560; 206/561; 249/134; 220/574, 784,  
212, 659, 606

- D328,837 S 8/1992 Marsten et al. .... D7/585
- 5,158,202 A 10/1992 Kosonen et al. .... 220/574
- D337,485 S 7/1993 Merwin et al. .... D7/586
- 5,230,939 A 7/1993 Baun ..... 428/84
- D339,958 S 10/1993 Olsen et al. .... D7/392.1
- D341,518 S 11/1993 Richardson ..... D7/392.1
- D383,939 S 9/1997 Jeppesen et al. .... D7/391
- D384,551 S 10/1997 Ahern, Jr. .... D7/392.1
- 5,758,773 A 6/1998 Clements ..... 206/519
- 5,791,509 A 8/1998 Rush et al. .... 220/781
- 5,799,792 A 9/1998 Abrums ..... 206/508
- D404,614 S \* 1/1999 Indekeu ..... D7/588
- D415,385 S 10/1999 Loew et al. .... D7/392.1
- D415,652 S 10/1999 Loew et al. .... D7/392.1
- D416,445 S \* 11/1999 Henry ..... D7/545
- D416,754 S 11/1999 Lalb ..... D7/392.1
- 5,984,130 A 11/1999 Hayes et al. .... 220/574
- D417,584 S 12/1999 Lillelund et al. .... D7/392.1
- D417,817 S 12/1999 Loew et al. .... D7/392.1
- D419,371 S 1/2000 Haley ..... D7/392.1
- D422,176 S 4/2000 Lalb ..... D7/392.1
- 6,085,930 A 7/2000 Curtis ..... 220/371
- D429,446 S 8/2000 Toussant et al. .... D7/545
- 6,164,484 A 12/2000 Fiore et al. .... 220/521
- D447,007 S \* 8/2001 Schultz ..... D7/545
- D463,955 S \* 10/2002 Queensberry et al. .... D7/565

(56) **References Cited**  
**U.S. PATENT DOCUMENTS**

- D117,858 S \* 11/1939 Thorley ..... D7/545
- 3,162,882 A 12/1964 Womer ..... 15/258
- RE28,720 E 2/1976 Sedlak ..... 206/501
- 3,961,603 A 6/1976 Gaddie, Sr. .... 119/15
- D255,528 S 6/1980 Seager ..... D7/40
- D260,492 S 9/1981 Scott ..... D9/452
- 4,289,252 A 9/1981 Helms ..... 220/308
- 4,341,324 A 7/1982 Ramirez ..... 220/306
- D275,636 S 9/1984 Picozza ..... D7/40
- 4,512,493 A 4/1985 Von Holdt ..... 220/306
- D281,758 S 12/1985 Trombly ..... D7/387
- D283,664 S 5/1986 Muraj ..... D7/30
- D291,856 S 9/1987 Everhan ..... D7/30
- 4,705,172 A 11/1987 Gage ..... 206/519
- D293,292 S 12/1987 Finsilver et al. .... D7/169
- 4,747,510 A 5/1988 Mack ..... 220/270
- D298,199 S 10/1988 Finsilver et al. .... D7/18
- D309,554 S 7/1990 Meisner ..... D7/602
- D312,941 S \* 12/1990 Zivin ..... D7/545
- D312,948 S \* 12/1990 Unger ..... D7/585

\* cited by examiner

*Primary Examiner*—Charles A. Rademaker

(57) **CLAIM**

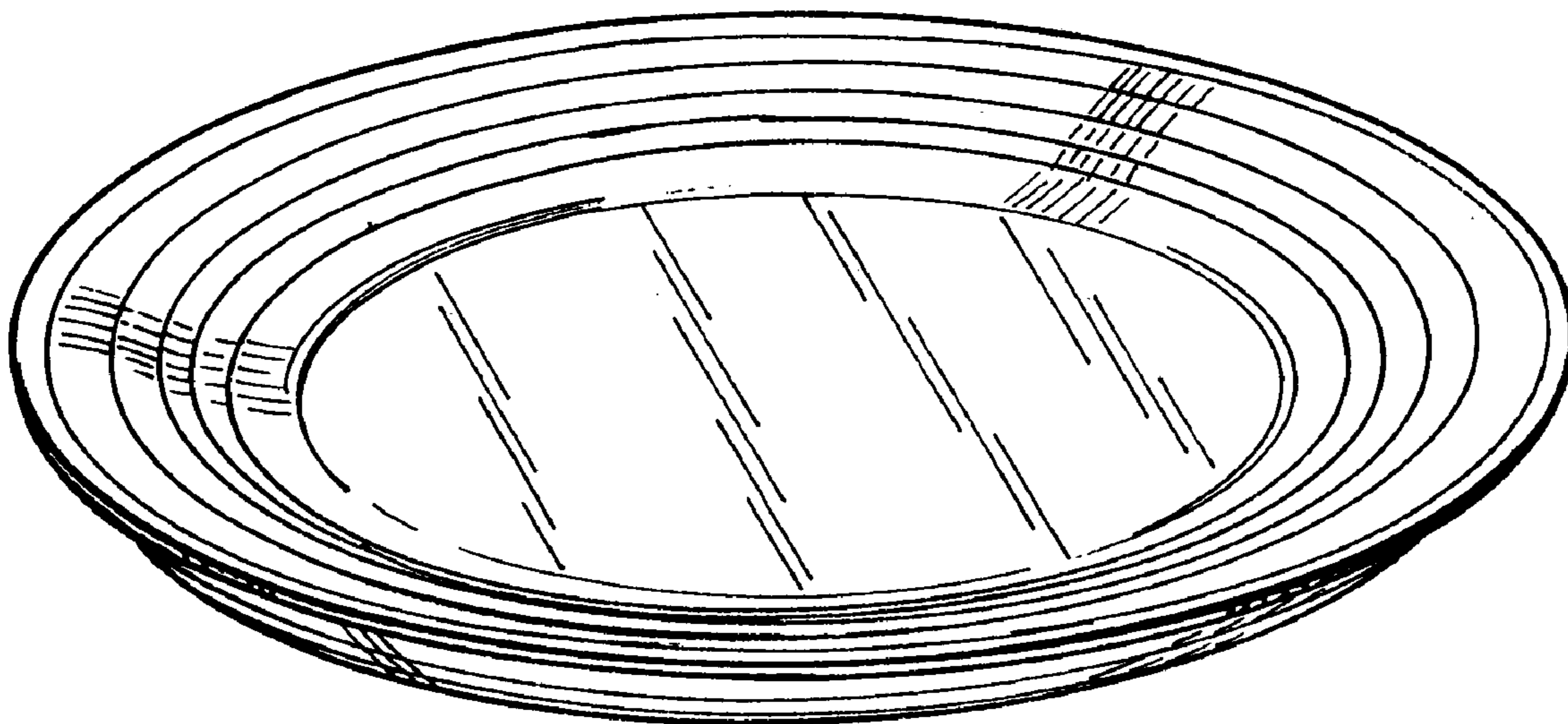
The ornamental design of a plate, as shown and described.

**DESCRIPTION**

FIG. 1 is a front perspective view illustrating the plate, constructed in accordance with the teachings of the present invention.

FIG. 2 is an elevational view of the plate of FIG. 1. FIG. 3 is a top plan view of the plate of FIG. 1; and, FIG. 4 is a bottom plan view of the plate of FIG. 1.

**1 Claim, 2 Drawing Sheets**



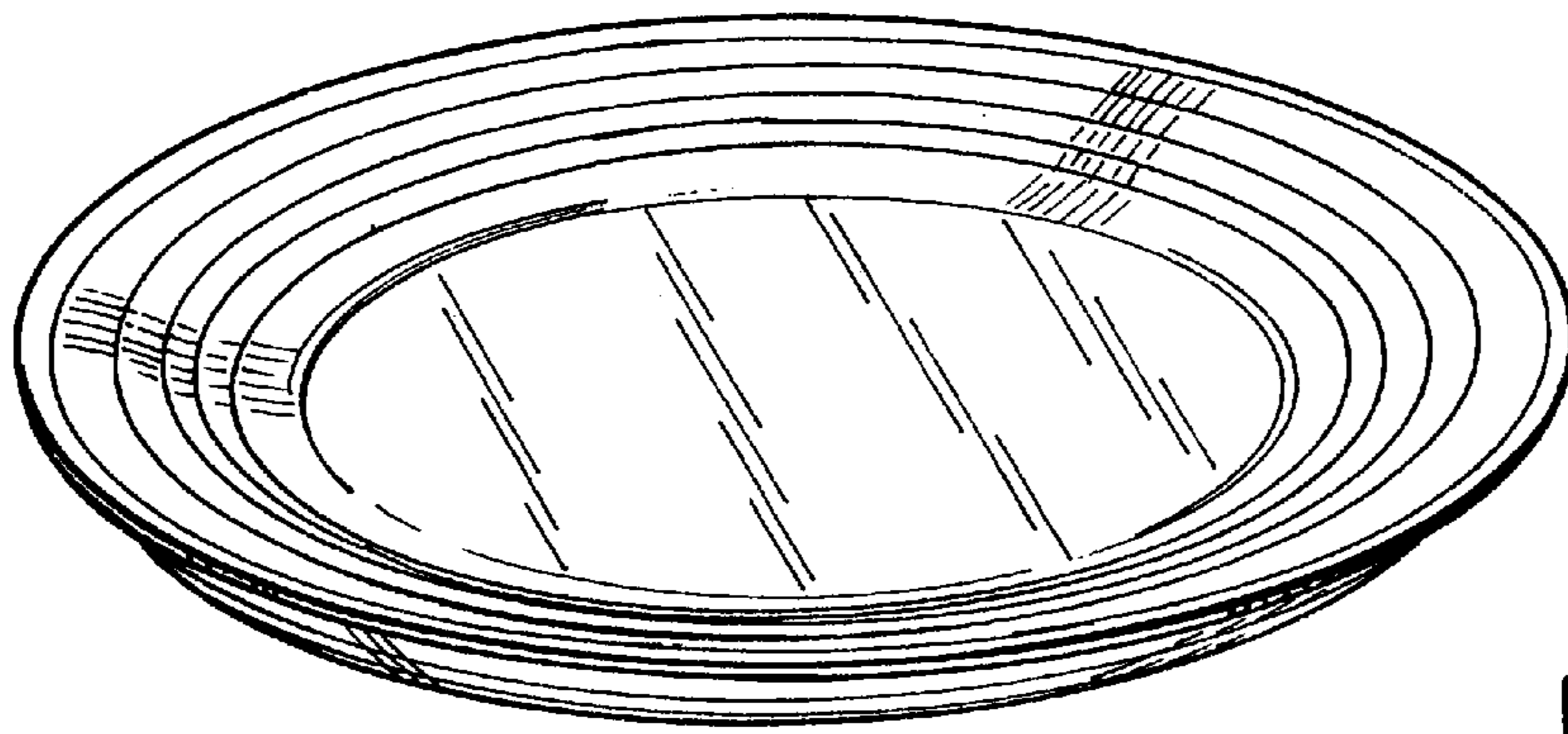


FIG. 1




FIG. 2

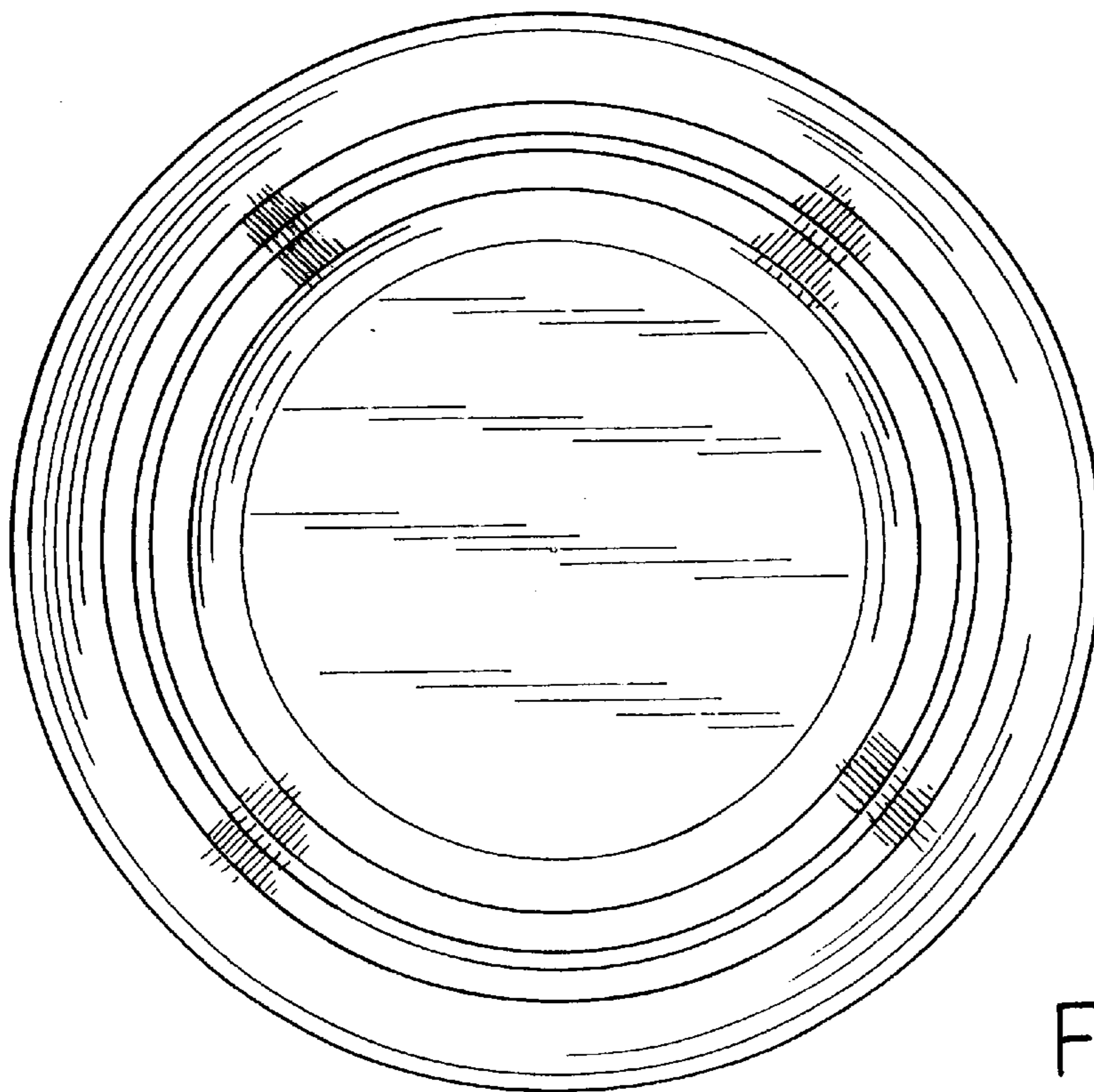


FIG. 3



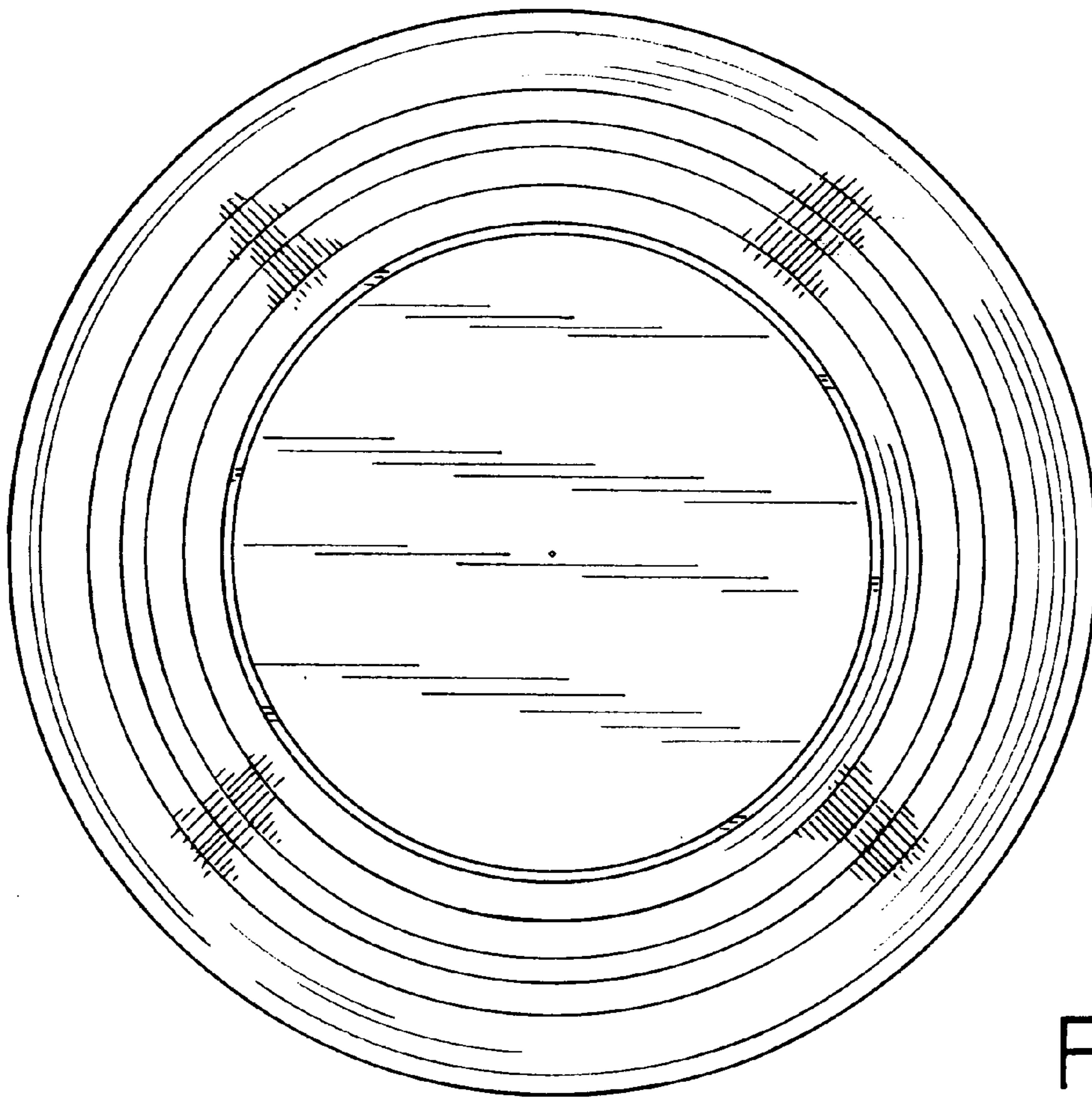


FIG. 4