



US00D478471S

(12) **United States Design Patent**  
**Rowe**

(10) **Patent No.:** **US D478,471 S**

(45) **Date of Patent:** **\*\* Aug. 19, 2003**

(54) **UTENSIL HANDLE WITH HAMMERED FINISH**

(75) Inventor: **Mike Rowe**, Kettering, OH (US)

(73) Assignee: **W.C. Bradley Company**, Columbus, GA (US)

(\*\*) Term: **14 Years**

(21) Appl. No.: **29/165,272**

(22) Filed: **Aug. 6, 2002**

(51) **LOC (7) Cl.** ..... **07-02**

(52) **U.S. Cl.** ..... **D7/395**

(58) **Field of Search** ..... D7/393, 395, 401.2,  
D7/681-696, 642-664; D8/107; 16/110.1,  
430, 431, 436; 294/7, 8

(56) **References Cited**

**U.S. PATENT DOCUMENTS**

D90,251 S \* 7/1933 Hindes ..... D7/395  
D410,362 S \* 6/1999 Lai ..... D7/401.2

\* cited by examiner

*Primary Examiner*—Terry A. Wallace  
(74) *Attorney, Agent, or Firm*—James W. Kayden; Thomas, Kayden, Horstemeyer & Risley, LLP

(57) **CLAIM**

The ornamental design of a utensil handle with hammered finish, as shown and described.

**DESCRIPTION**

FIG. 1 is a perspective view showing my new utensil handle with hammered finish;

FIG. 2 is a front elevational view thereof;


FIG. 3 is a rear elevational view thereof;

FIG. 4 is a left side elevational view thereof, the right side elevational view thereof being a mirror image of that which is shown; and,

FIG. 5 is top plan view thereof; the bottom plan view thereof being a mirror image of that which is shown.

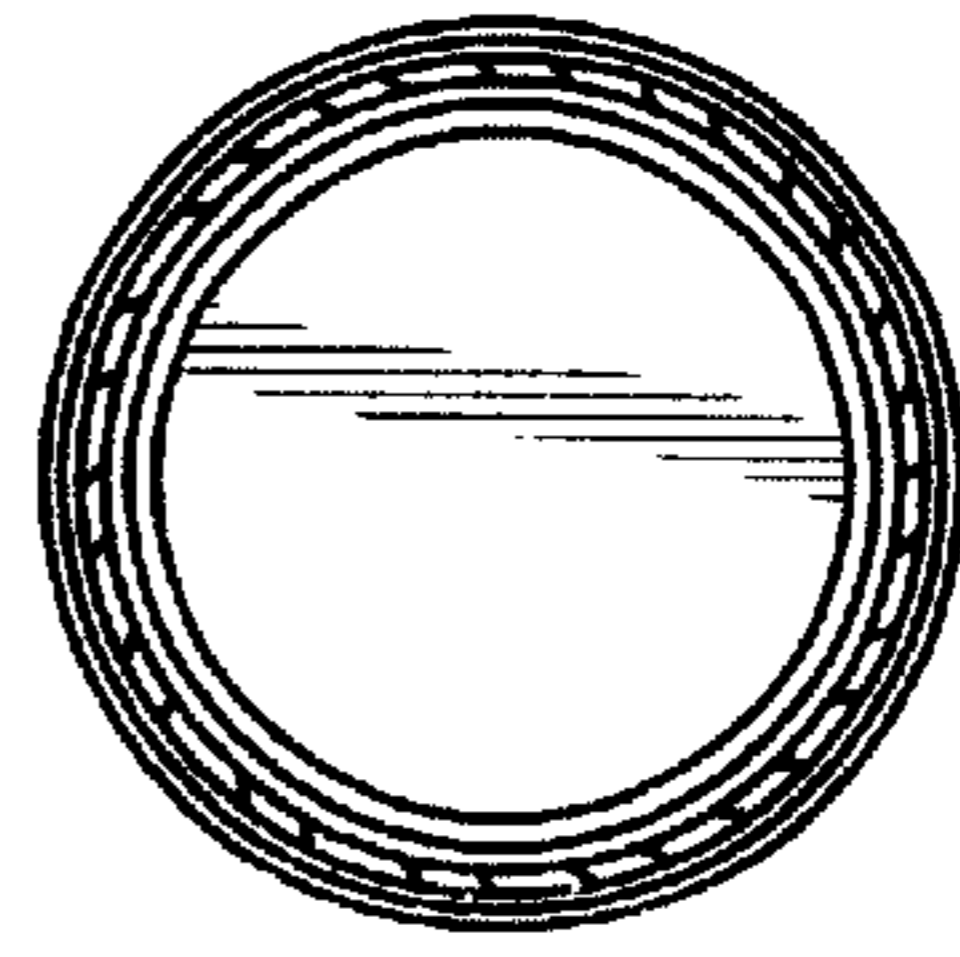
The broken lines are for illustrative purposes only and form no part of the claimed design.

**1 Claim, 2 Drawing Sheets**

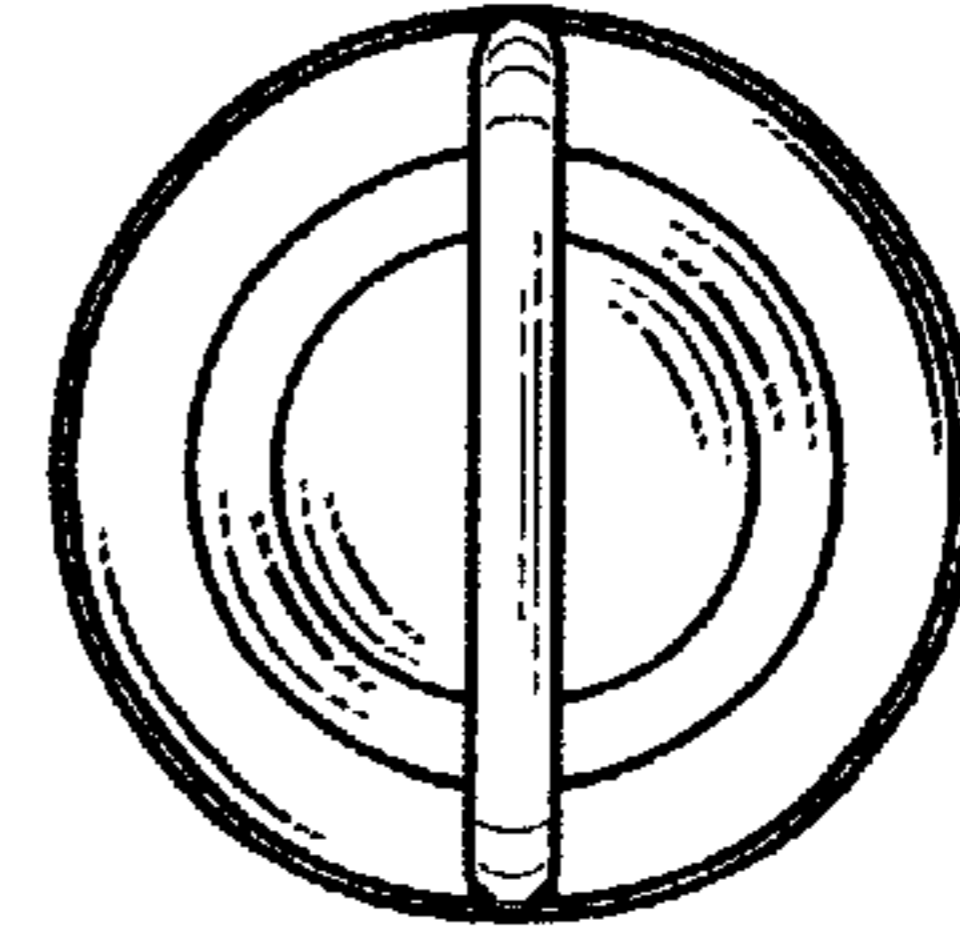




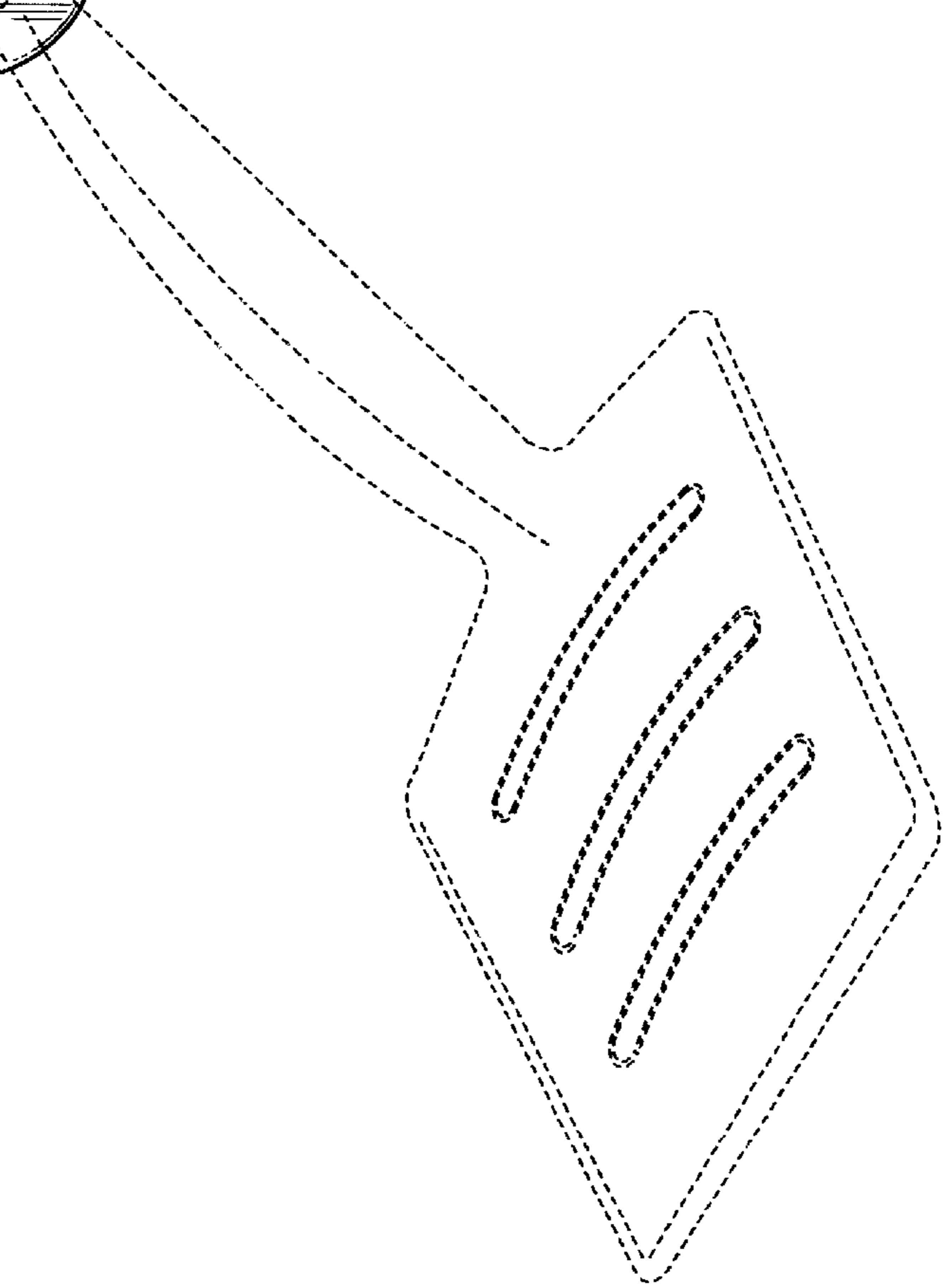
*Fig. 1*




*Fig. 2*




*Fig. 3*





*Fig. 4*



*Fig. 5*