



US00D478466S

(12) **United States Design Patent**
Henry et al.

(10) **Patent No.:** **US D478,466 S**

(45) **Date of Patent:** **** Aug. 19, 2003**

(54) **CAKE PAN**

(75) Inventors: **Lou Henry**, New York, NY (US);
Emily Moyer, New York, NY (US);
Karen J. Swinford, Schaumburg, IL (US)

(73) Assignee: **Wilton Industries, Inc.**, Woodridge, IL (US)

(**) Term: **14 Years**

(21) Appl. No.: **29/172,708**

(22) Filed: **Dec. 16, 2002**

(51) **LOC (7) Cl.** **07-02**

(52) **U.S. Cl.** **D7/359; D7/672; 249/DIG. 1**

(58) **Field of Search** **D7/500, 323, 354-361, D7/672; D9/429; 99/324, 426, 428, 439, 440, 442; 249/117, 122, 127, 155, 156, 160, DIG. 1; D22/122**

(56) **References Cited**

U.S. PATENT DOCUMENTS

| | | | | | |
|------------|---|--------|----------|-------|---------|
| D195,601 S | * | 7/1963 | Bostrom | | D9/429 |
| D232,233 S | * | 7/1974 | Daratsos | | D22/122 |
| D307,231 S | * | 4/1990 | Ciaccio | | D7/354 |
| D426,104 S | * | 6/2000 | Bradley | | D7/359 |

* cited by examiner

Primary Examiner—Caron D. Veynar

(74) *Attorney, Agent, or Firm*—Piper Rudnick


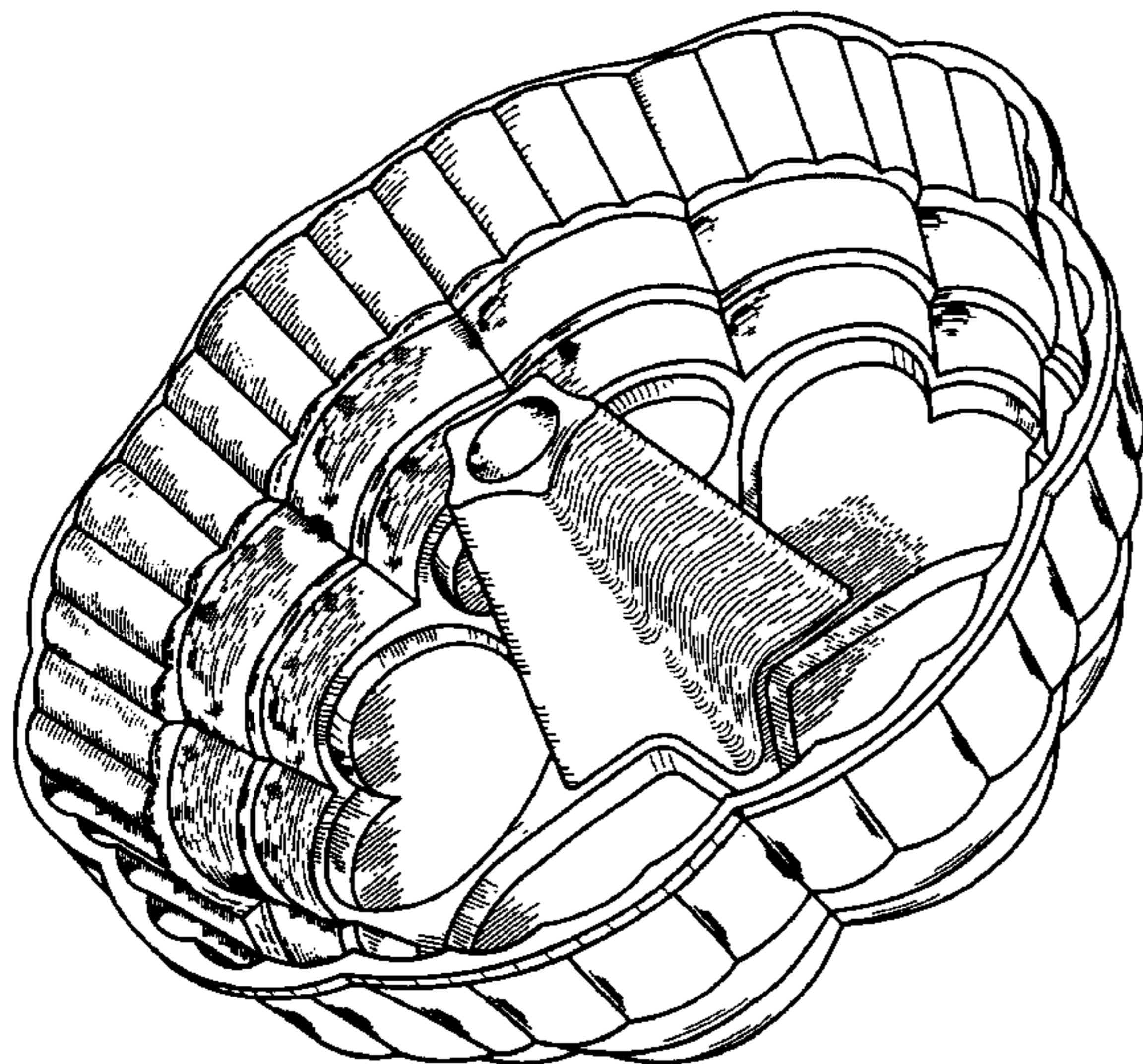
(57) **CLAIM**

The ornamental design for a cake pan, as shown.

DESCRIPTION

FIG. 1 is a top perspective view of the cake pan;
FIG. 2 is top plan view of the cake pan;
FIG. 3 is side elevational view of the cake pan; and,
FIG. 4 is bottom plan view of the cake pan.

1 Claim, 3 Drawing Sheets



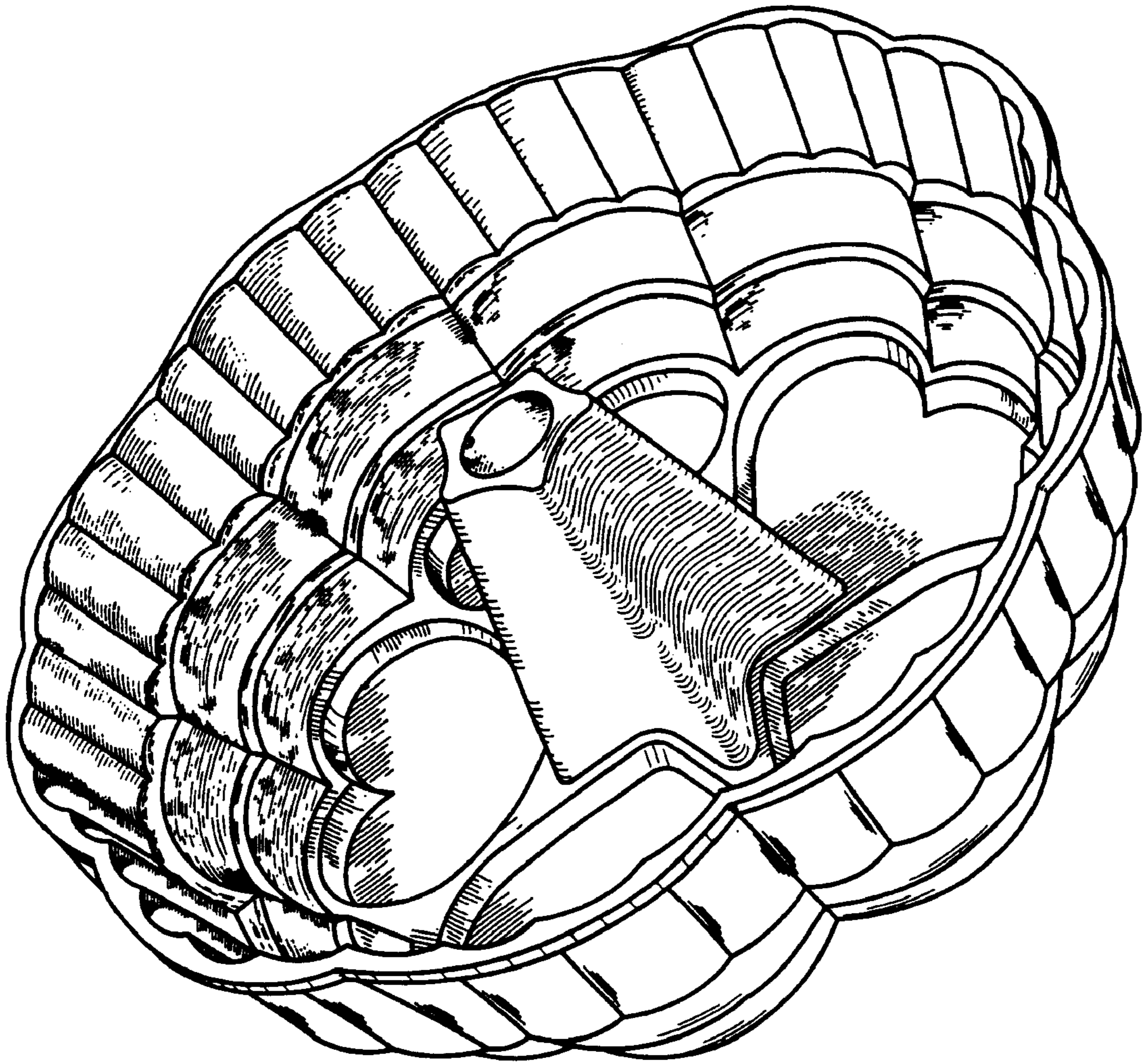


FIG. 1




FIG. 2




FIG. 3




FIG. 4