



US00D478456S

(12) **United States Design Patent**  
**Yoon**

(10) **Patent No.:** **US D478,456 S**

(45) **Date of Patent:** **\*\* Aug. 19, 2003**

(54) **SEAT COVER**

6,332,651 B1 \* 12/2001 Horisawa ..... 297/219.1 X

(76) Inventor: **Jung Keun Yoon**, 2261 W. Pico Blvd.,  
Los Angeles, CA (US) 90006

\* cited by examiner

(\*\*) Term: **14 Years**

*Primary Examiner*—Louis S. Zarfes

*Assistant Examiner*—Monica A. Weingart

(21) Appl. No.: **29/174,500**

(74) *Attorney, Agent, or Firm*—Park & Sutton LLP; John K. Park

(22) Filed: **Jan. 21, 2003**

(57) **CLAIM**

(51) **LOC (7) Cl.** ..... **06-13**

The ornamental design for a seat cover, as shown and described.

(52) **U.S. Cl.** ..... **D6/611**

(58) **Field of Search** ..... D6/595, 610, 611,  
D6/334, 355, 356; D12/401; 150/154, 158,  
901; 297/218.5, 219.1, 223, 224, 225, 228.1,  
228.11, 228.12, 228.13, 229

**DESCRIPTION**

(56) **References Cited**

**U.S. PATENT DOCUMENTS**

5,234,252 A \* 8/1993 Wallach ..... 297/229  
5,439,271 A \* 8/1995 Ryan ..... 297/218.5 X  
5,707,107 A \* 1/1998 Melone ..... 297/229 X  
D440,107 S \* 4/2001 Hsu ..... D6/611  
6,322,141 B1 \* 11/2001 Dutkovic et al. ... 297/219.1 X

FIG. 1 is a perspective view of a seat cover showing my new design;

FIG. 2 is a front elevational view thereof;

FIG. 3 is a side elevational view thereof, the opposite side being a mirror image; and,

FIG. 4 is a top plan view thereof.

The broken lines showing of portions of a cover seat in FIGS. 1 and 3 are for illustration purposes only and form no part of the claimed design.

**1 Claim, 4 Drawing Sheets**

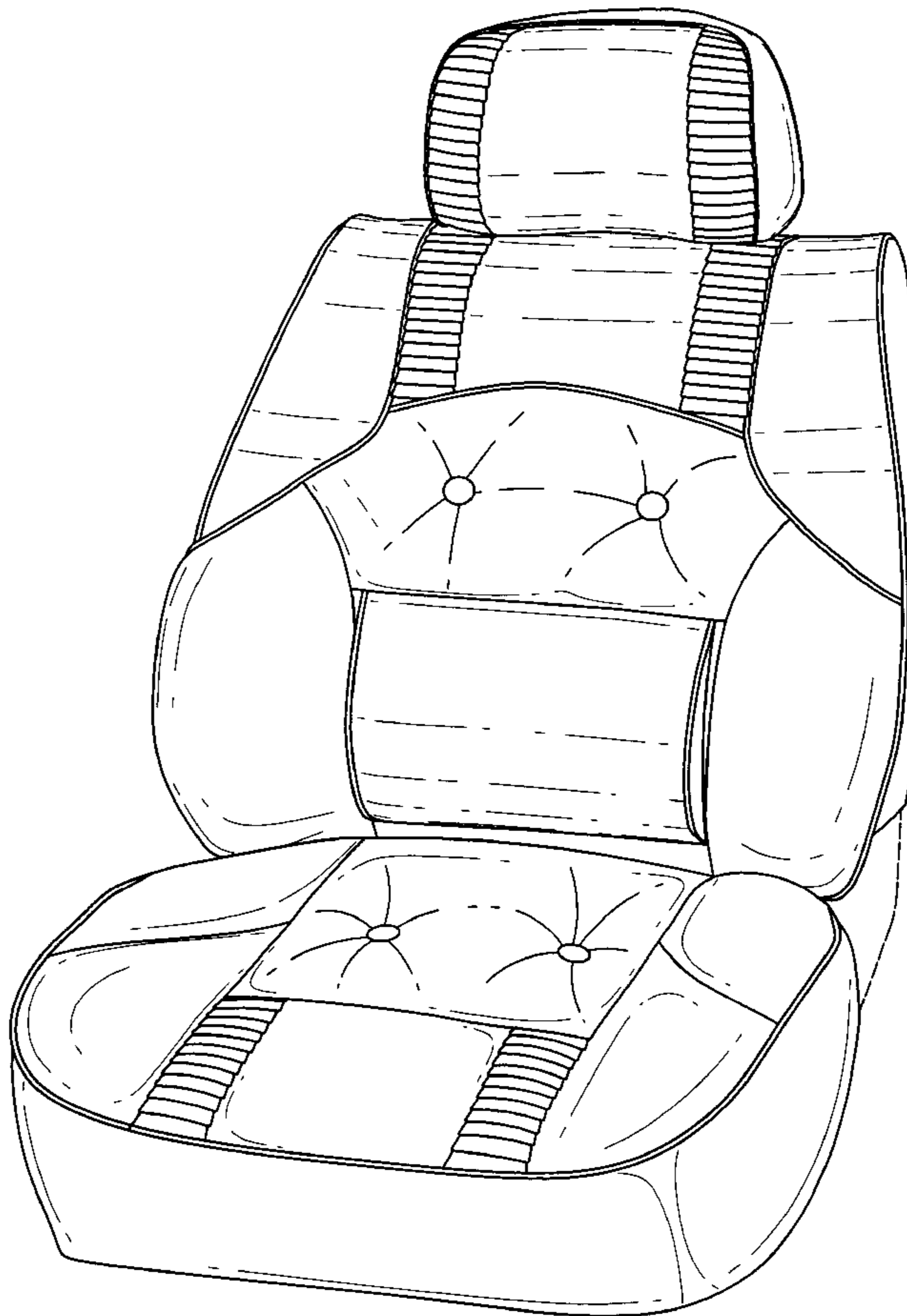


Fig.1

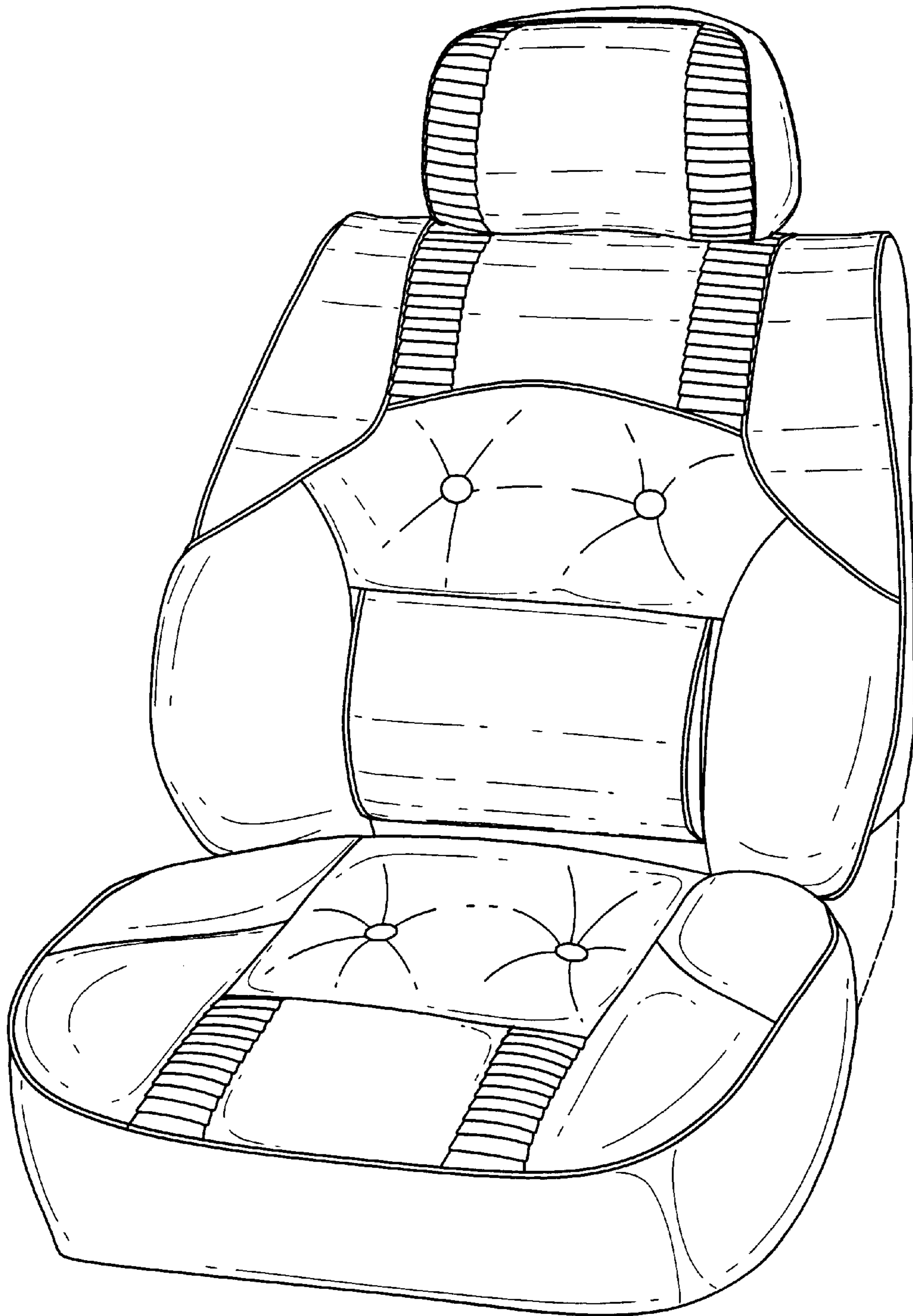


Fig.2

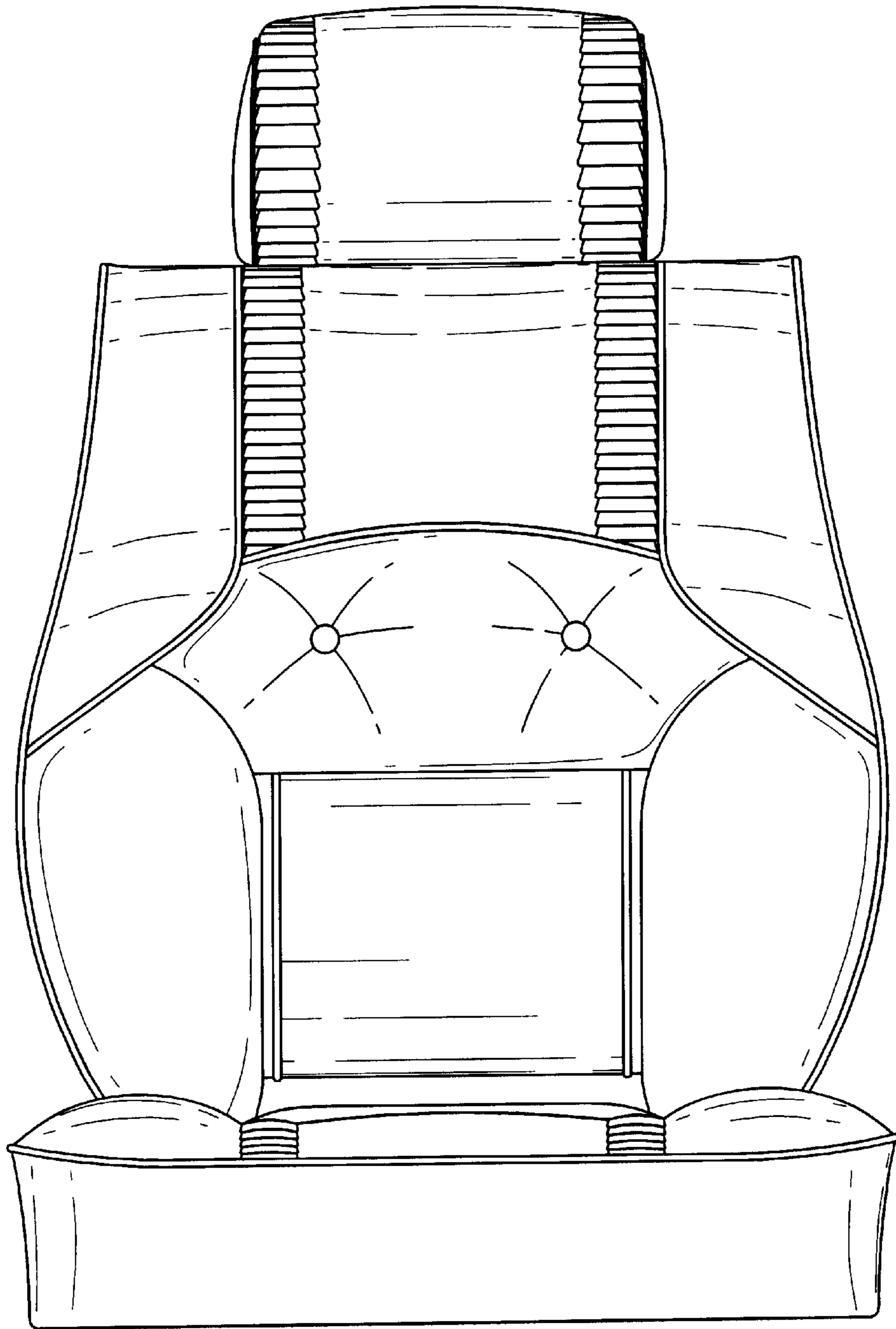


Fig.3

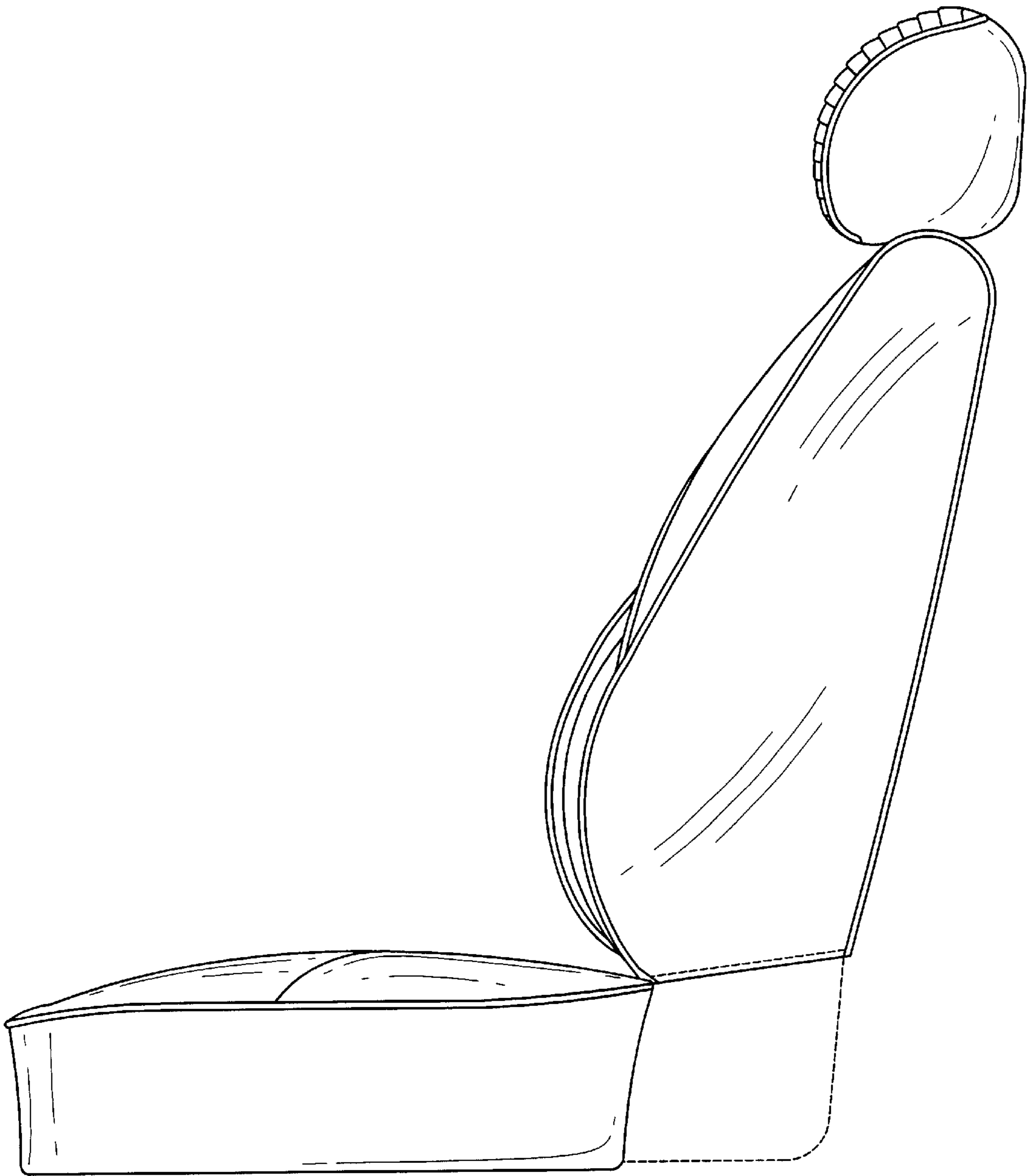


Fig.4

