



US00D478437S

(12) **United States Design Patent**  
**Wang**

(10) **Patent No.:** **US D478,437 S**

(45) **Date of Patent:** **\*\* Aug. 19, 2003**

(54) **SIDE PLATE OF A COMPUTER TABLE**

D334,678 S \* 4/1993 Hinden ..... D6/487  
D472,404 S \* 4/2003 Mavis ..... D6/484

(76) Inventor: **Chih-Wei Wang**, 58, Ma Yuan West St., Taichung (TW)

\* cited by examiner

(\*\*) Term: **14 Years**

*Primary Examiner*—Janice E. Seeger

(21) Appl. No.: **29/170,149**

(57) **CLAIM**

(22) Filed: **Oct. 25, 2002**

The ornamental design for a side plate of a computer table, as shown and described.

(51) **LOC (7) Cl.** ..... **06-06**

**DESCRIPTION**

(52) **U.S. Cl.** ..... **D6/495**

(58) **Field of Search** ..... D6/480–489, 495–499,  
D6/422–428; 108/50.01, 50.02; 312/194–196,  
208.1, 208.2, 208.4, 239; 248/188, 188.1,  
188.8


FIG. 1 is a front elevational view of a side plate of a computer table showing my new design;  
FIG. 2 is a rear elevational view thereof;  
FIG. 3 is a left side elevational view thereof;  
FIG. 4 is a right side elevational view thereof;  
FIG. 5 is a top plan view thereof;  
FIG. 6 is a bottom plan view thereof; and,  
FIG. 7 is a perspective view thereof.

(56) **References Cited**

**U.S. PATENT DOCUMENTS**

D180,283 S \* 5/1957 Hoven et al. .... D6/480  
D226,255 S \* 2/1973 Williamson ..... D6/495  
D320,320 S \* 10/1991 Ditshuizen ..... D6/422

**1 Claim, 5 Drawing Sheets**



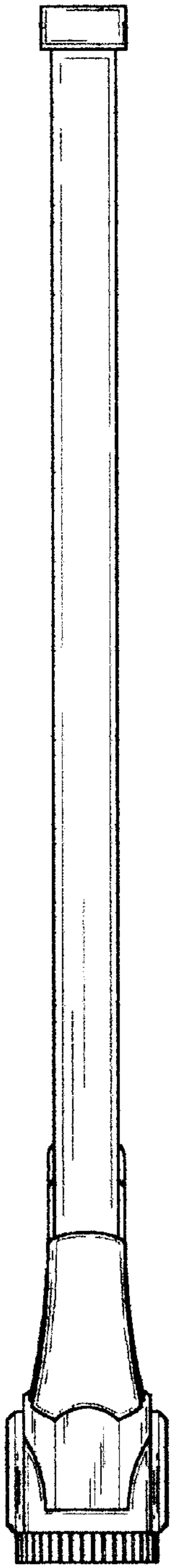


FIG. 1

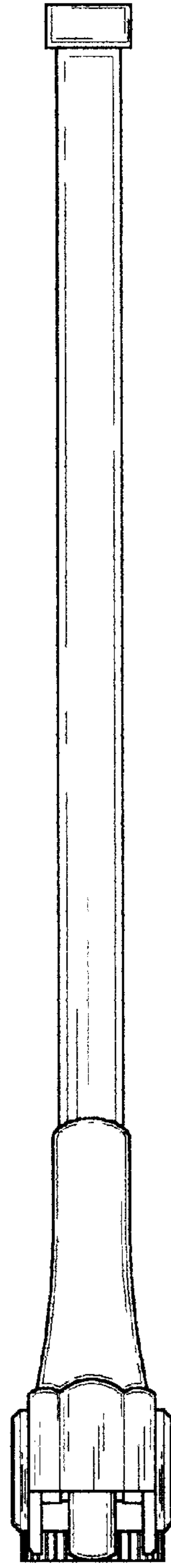


FIG. 2

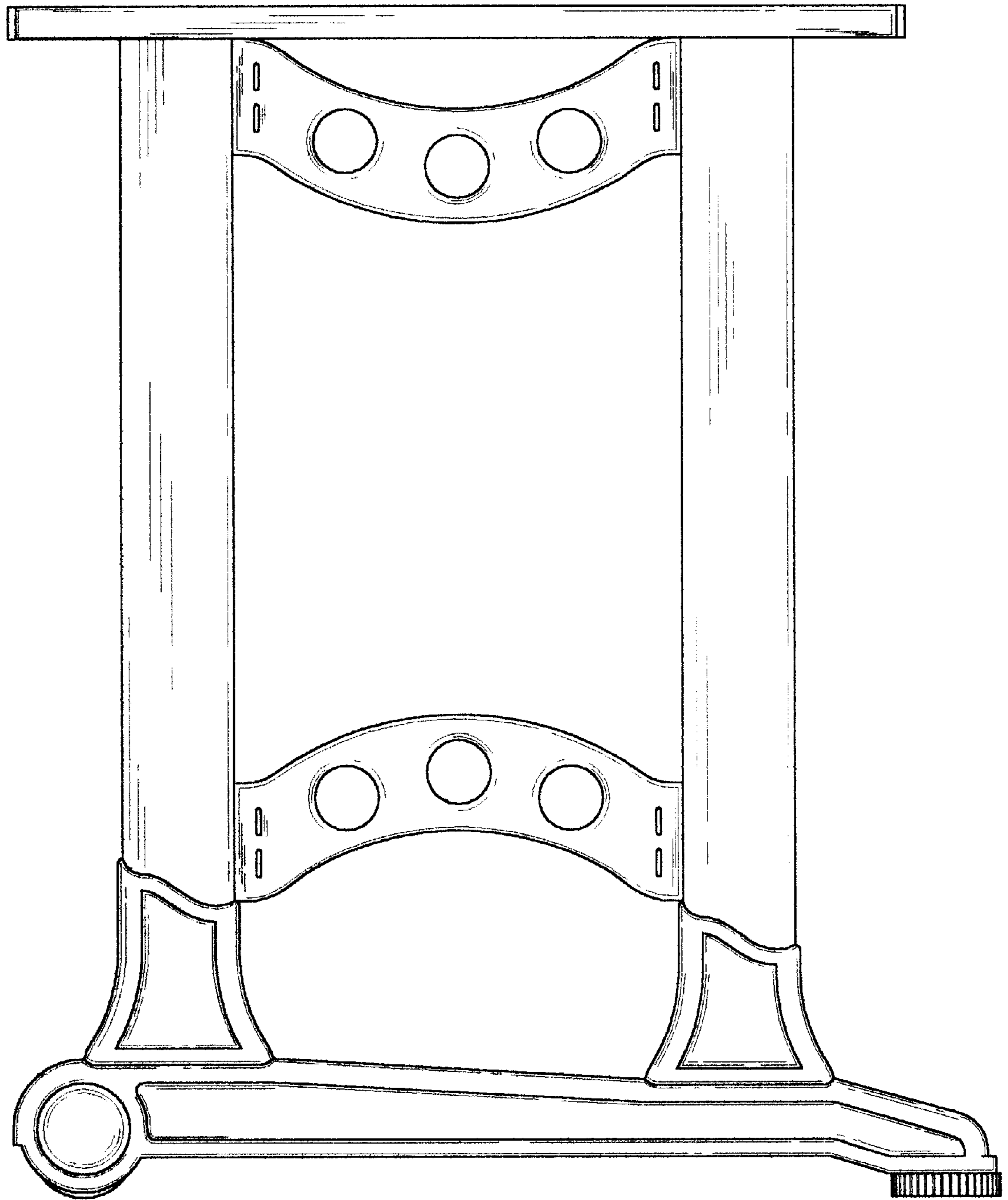


FIG. 3

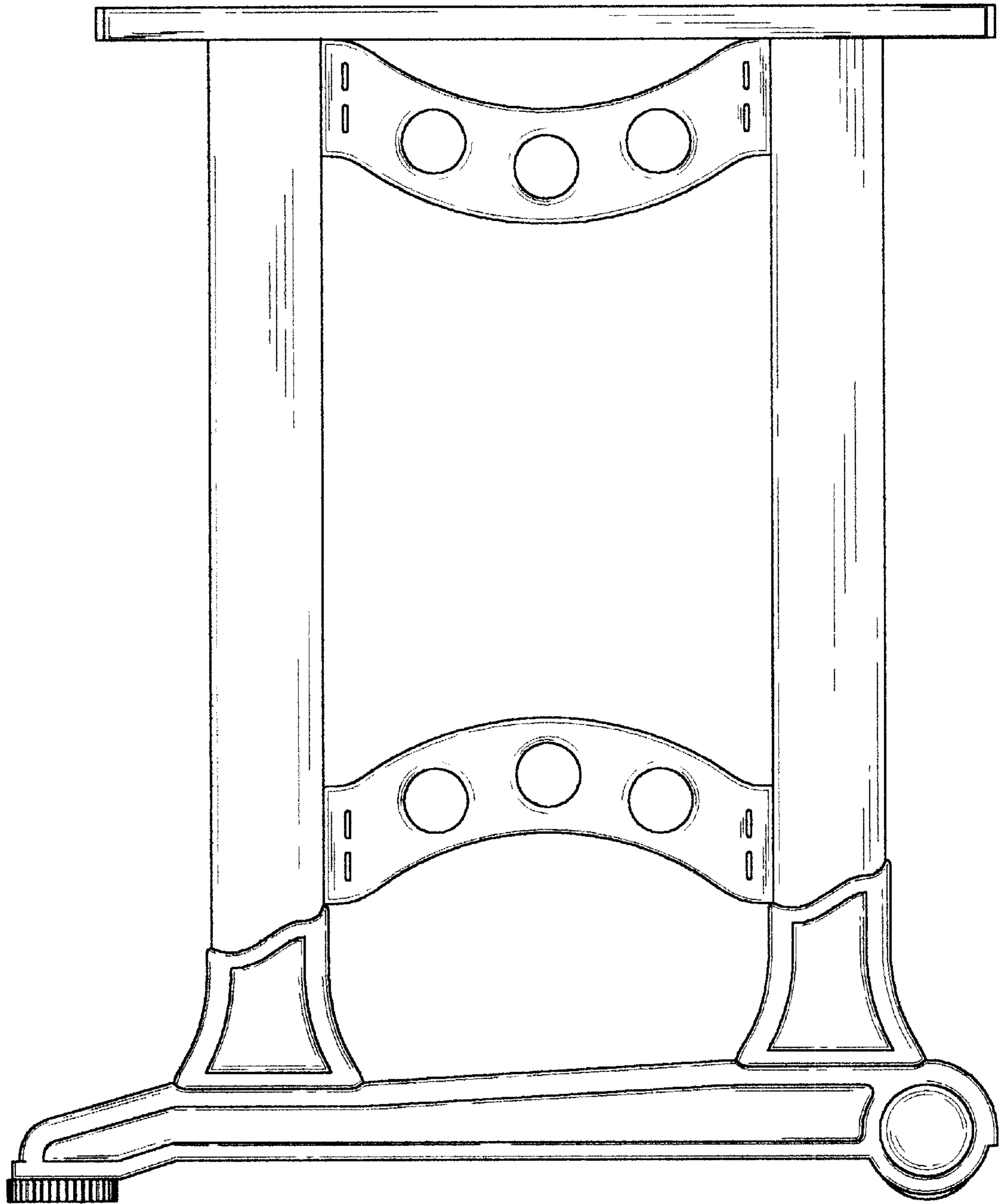


FIG. 4

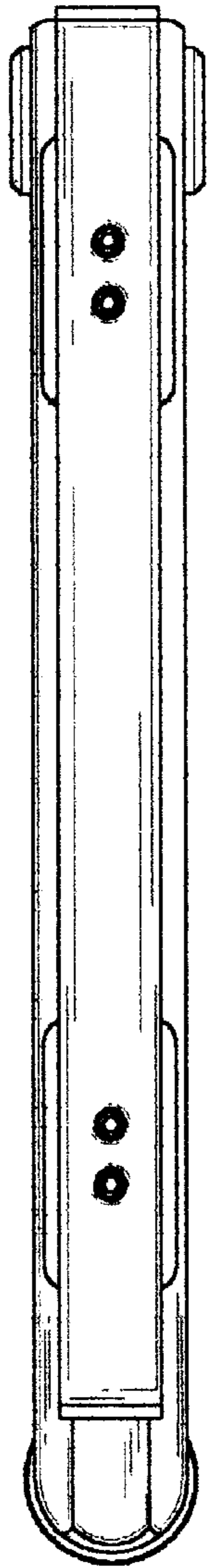


FIG. 5

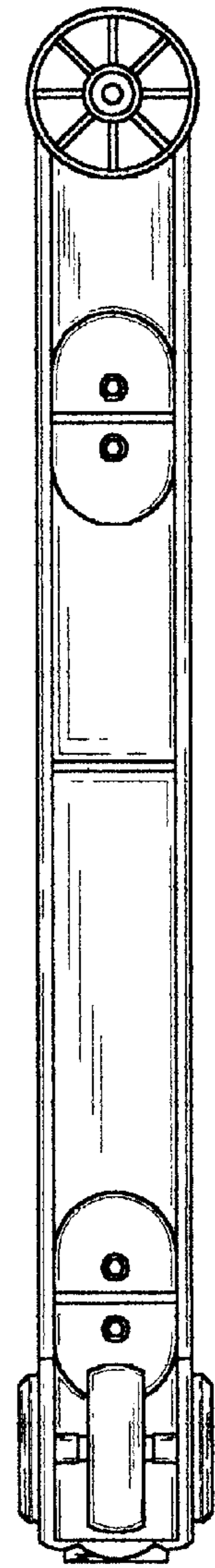


FIG. 6

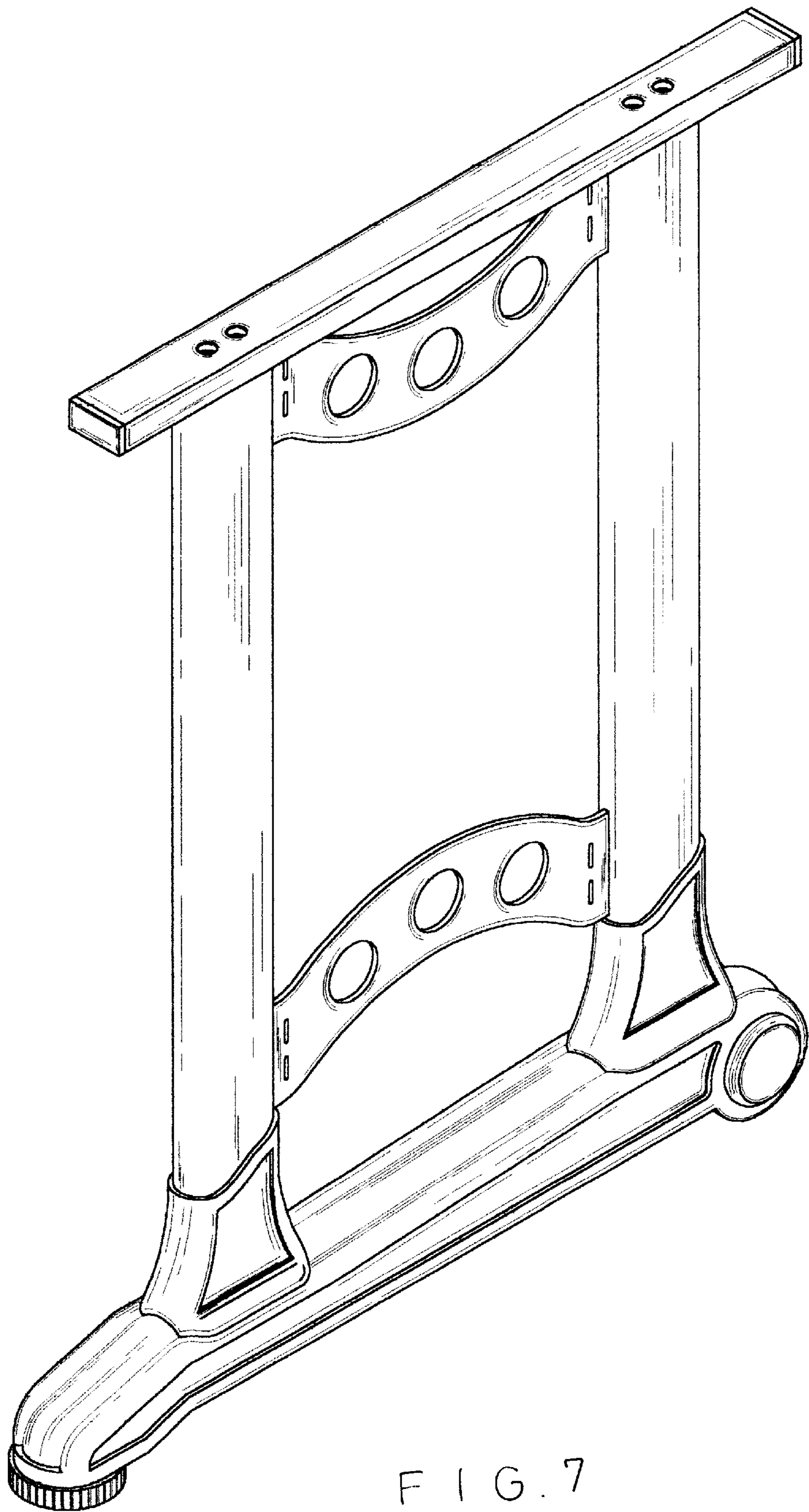


FIG. 7