



US00D478433S

(12) **United States Design Patent**
Woods

(10) **Patent No.:** **US D478,433 S**

(45) **Date of Patent:** **** Aug. 19, 2003**

(54) **CABINET**

(75) **Inventor:** **Donald Woods**, Celestine, IN (US)

(73) **Assignee:** **Kimball International, Inc.**, Jasper, IN (US)

(**) **Term:** **14 Years**

(21) **Appl. No.:** **29/161,309**

(22) **Filed:** **May 28, 2002**

(51) **LOC (7) Cl.** **06-04**

(52) **U.S. Cl.** **D6/439**

(58) **Field of Search** D6/432, 434, 436,
D6/437, 438, 439, 440, 441, 444, 445,
446, 447, 448, 470, 491, 509, 511; 312/114,
194, 204, 224, 278, 279, 348.4

(56) **References Cited**

U.S. PATENT DOCUMENTS

D31,611 S	10/1899	Cohendos
D101,848 S	11/1936	Bate
D114,764 S	5/1939	Norman
D125,255 S	2/1941	Borroughs
D153,952 S	5/1949	Karstadt et al.
D158,930 S	6/1950	Burgold
D167,248 S	7/1952	Becker
D189,879 S	3/1961	Buzzitta
D207,713 S	5/1967	Sullivan
D225,602 S	12/1972	Winrow
D234,660 S	4/1975	Ball
D249,431 S	9/1978	Adkinson
D260,835 S	9/1981	Smith, Jr.
D267,532 S	1/1983	Platner
D275,353 S	9/1984	Dunbar
D276,674 S	12/1984	Gwathmey et al.
D294,544 S	3/1988	Kyle
D312,738 S	12/1990	Newhouse
D314,288 S	2/1991	Andrews
D324,965 S	3/1992	Nelsen
D336,392 S	6/1993	Whalen
D336,794 S	6/1993	Braun
D339,252 S	9/1993	Martinez, Sr.

D340,818 S	11/1993	Black	
5,303,057 A	* 4/1994	Davidow et al.	348/836
D359,634 S	6/1995	Diekman	
D372,136 S	7/1996	Walters, III et al.	
D384,518 S	* 10/1997	Bergelin	D6/439
D386,020 S	11/1997	Grabowski	
D409,017 S	* 5/1999	Kelley	D6/439
D423,816 S	* 5/2000	Paus	D6/437
D429,918 S	* 8/2000	Hazen et al.	D6/439
D433,256 S	11/2000	Zaidman et al.	
D434,249 S	11/2000	Cain	
D441,214 S	5/2001	Cain	
D441,567 S	* 5/2001	Nielsen	D6/439
D445,279 S	7/2001	O'Hare et al.	
D446,048 S	8/2001	Sabo et al.	
D455,028 S	* 4/2002	Vaaler	D6/446

OTHER PUBLICATIONS

Ethan Allen, Country Crossings Audio Video Cabinets, p. 301, 1998.*
Information on Paoli Furniture—10 pages.
Information on Steelcase Furniture—1 page.

* cited by examiner

Primary Examiner—Cathron C. Brooks
(74) *Attorney, Agent, or Firm*—Baker & Daniels

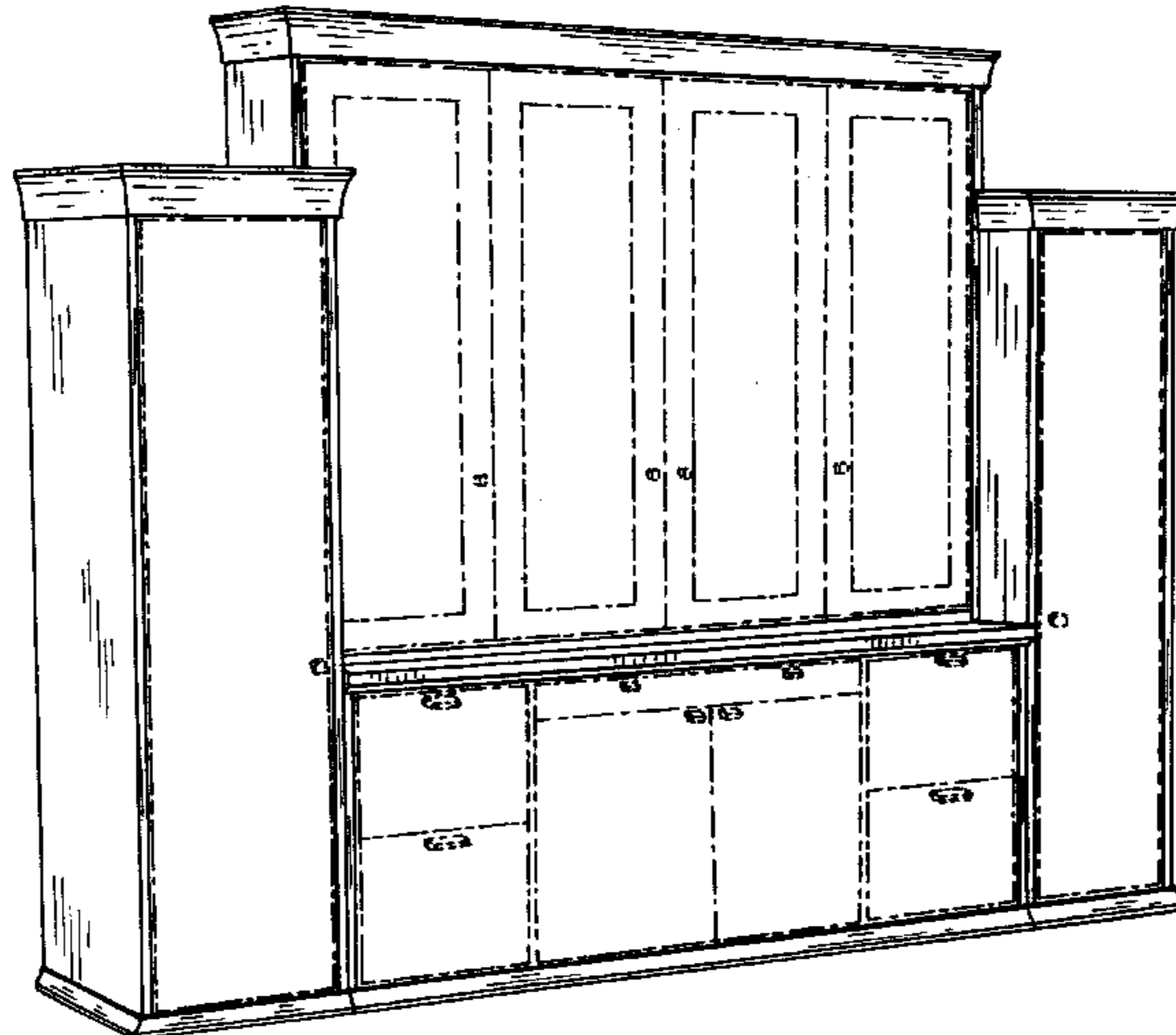
(57) **CLAIM**

The ornamental design for a cabinet, as shown and described.

DESCRIPTION

FIG. 1 is a perspective view of a cabinet showing my new design;
FIG. 2 is a front view thereof;
FIG. 3 is a left side view thereof;
FIG. 4 is a top view thereof; and,
FIG. 5 is a partial perspective view of the upper right portion thereof.
The features shown in dashed lines form no part of the claimed design.

1 Claim, 2 Drawing Sheets



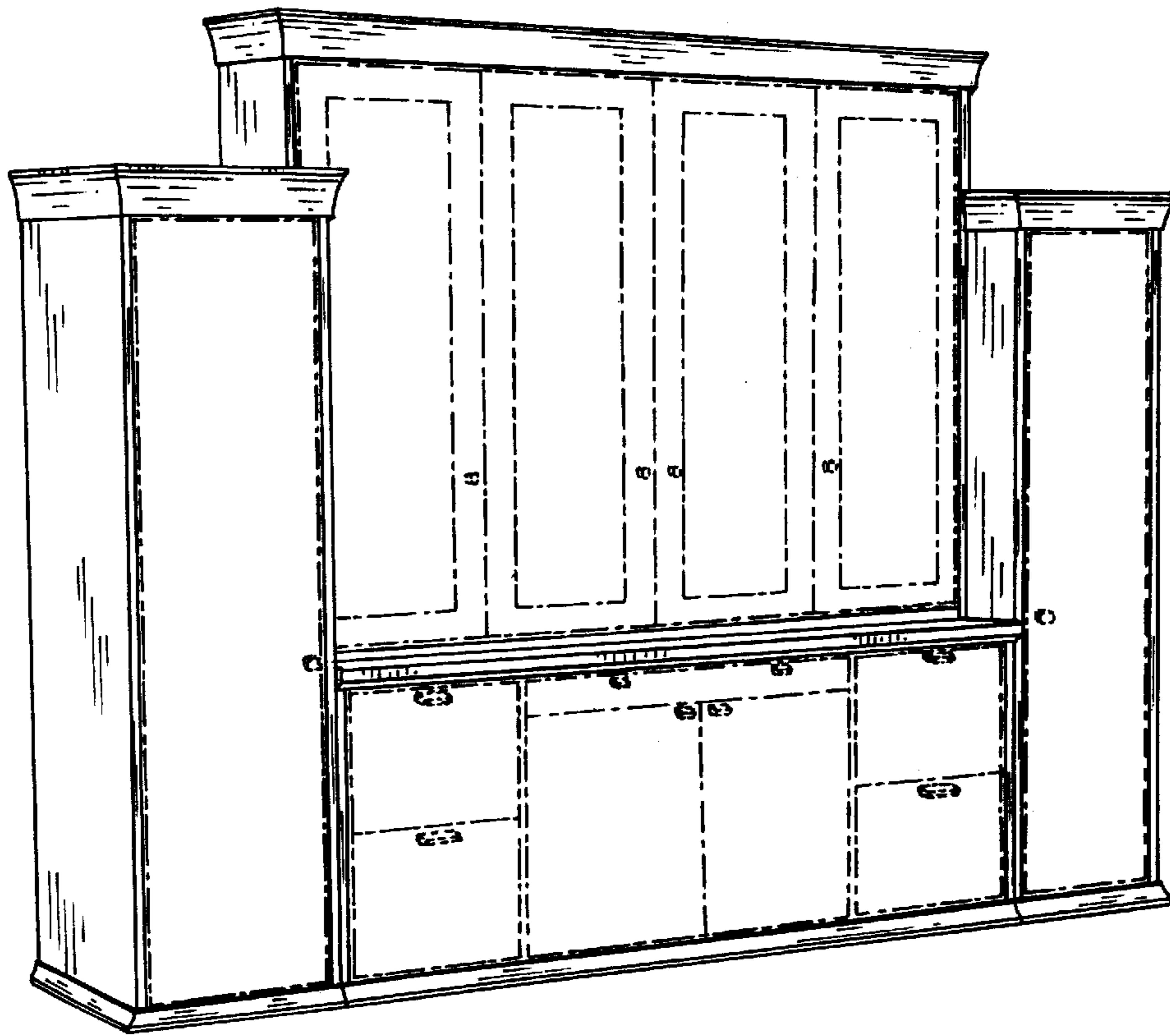


FIG. 1

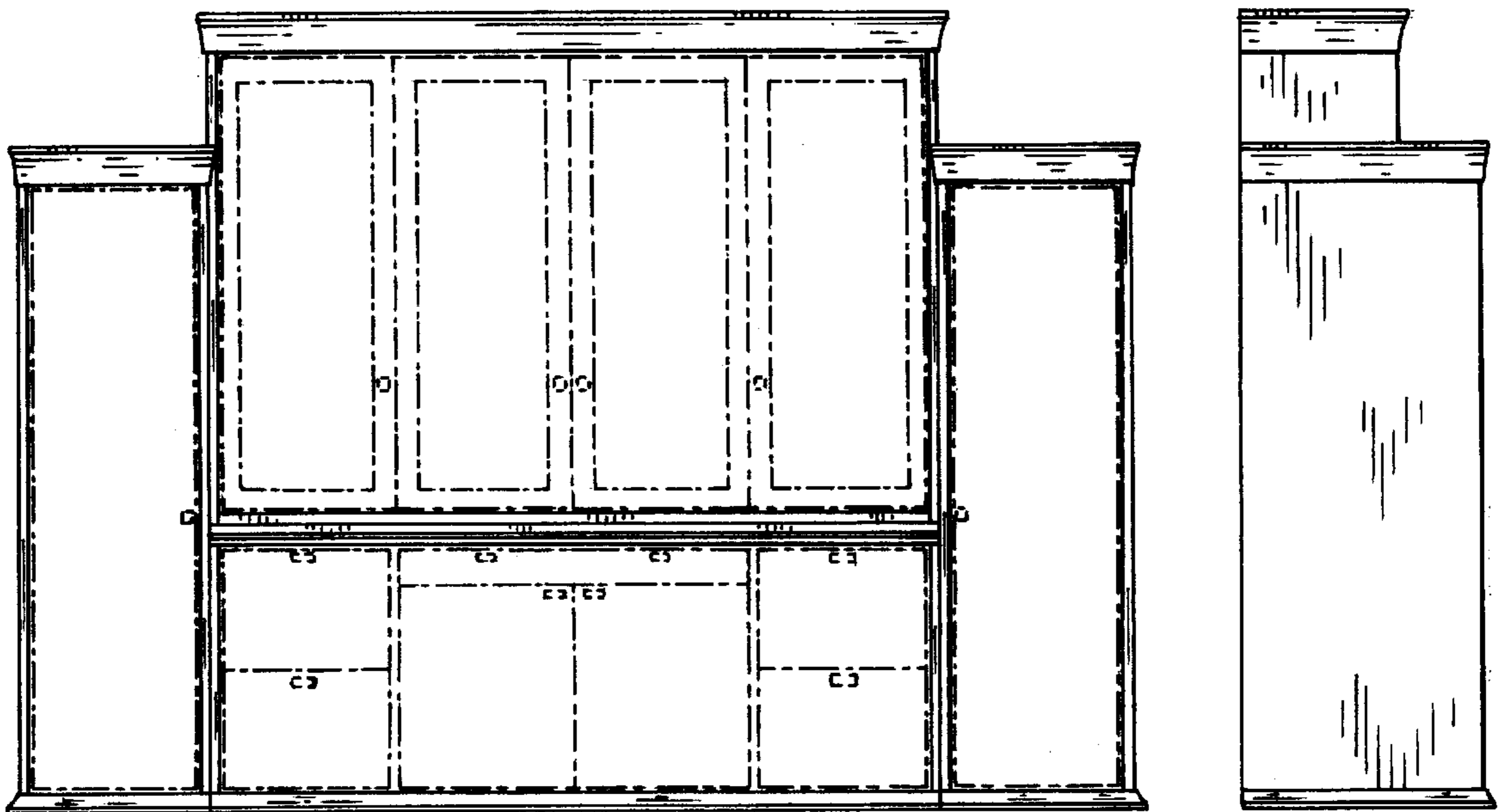


FIG. 2

FIG. 3

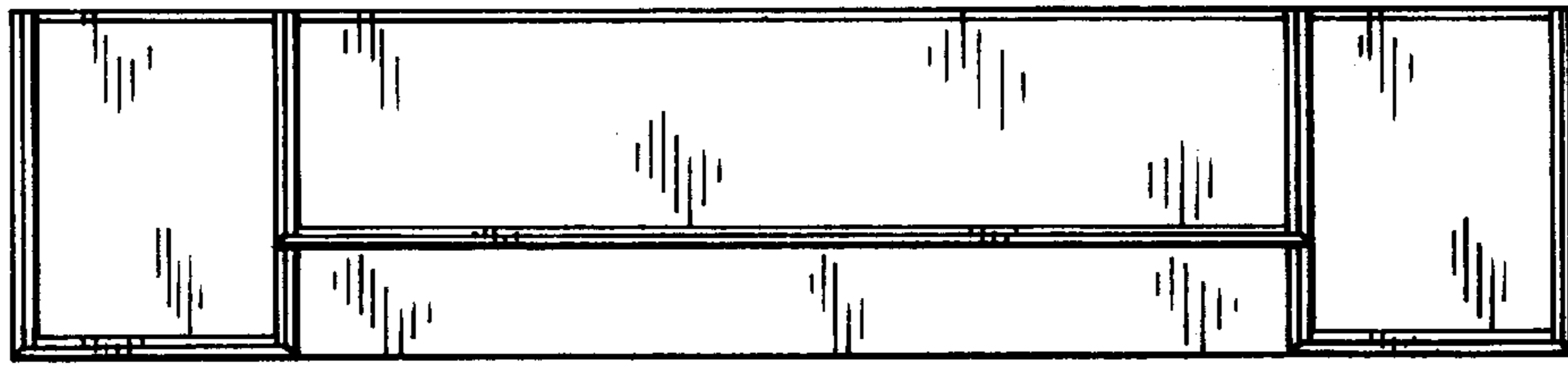


FIG. 4

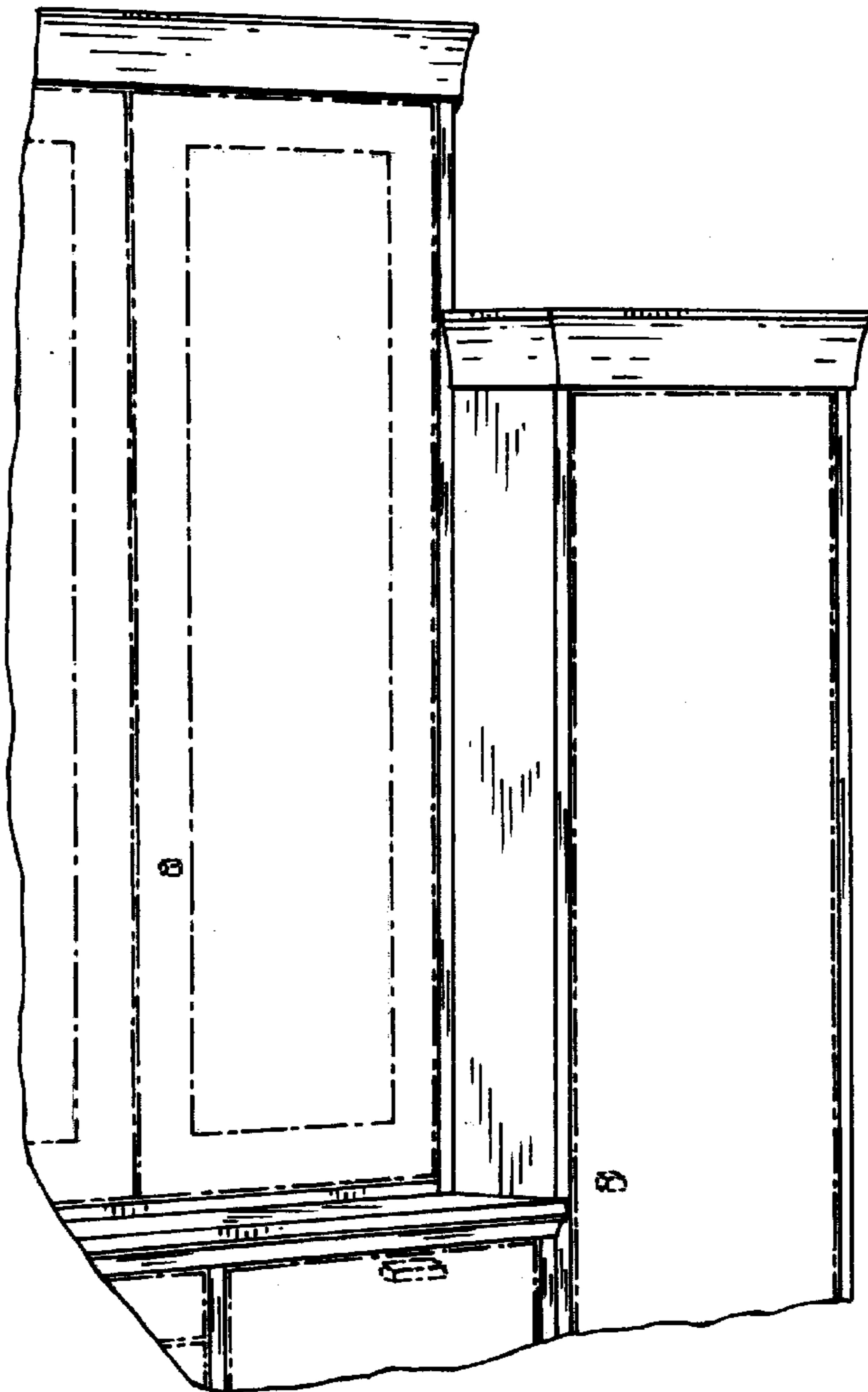


FIG. 5