



US00D478412S

(12) **United States Design Patent**
Adams

(10) **Patent No.:** **US D478,412 S**

(45) **Date of Patent:** **** Aug. 19, 2003**

(54) **FOOTWEAR OUTSOLE**

(75) **Inventor:** **Fiona J. Adams**, Santa Barbara, CA (US)

(73) **Assignee:** **Global Brand Marketing, Inc.**, Santa Barbara, CA (US)

(**) **Term:** **14 Years**

(21) **Appl. No.:** **29/176,848**

(22) **Filed:** **Feb. 26, 2003**

(51) **LOC (7) Cl.** **02-04**

(52) **U.S. Cl.** **D2/960; D2/956**

(58) **Field of Search** D2/946-949, 951-962, D2/967, 977; 36/22 R, 25 R, 32 A, 32 R, 59 R, 67 A, 67 B

(56) **References Cited**

U.S. PATENT DOCUMENTS

D107,977 S	*	1/1938	Tousley	
D113,890 S		3/1939	Cowen	
D122,777 S	*	10/1940	Laybolt	
D126,598 S	*	4/1941	Cox	
2,928,192 A	*	3/1960	Green	
D247,998 S	*	5/1978	Lobosco	D2/953
D255,175 S	*	6/1980	Iwakata	D2/953
D262,158 S	*	12/1981	Bartneck	D2/951
D265,605 S	*	8/1982	Batra	D2/953
D267,366 S	*	12/1982	Davis	D2/951
D296,379 S		6/1988	Lee	D2/309
D311,990 S		11/1990	Hatfield	D2/320
D321,978 S	*	12/1991	Hatfield	D2/953

D326,181 S		5/1992	Katz et al.	D2/320
D336,775 S		6/1993	Smith	D2/320
D339,464 S		9/1993	Teague	D2/320
D359,613 S	*	6/1995	Ueda	D2/953
D368,796 S	*	4/1996	Fabio	D2/960
D378,471 S	*	3/1997	Winson	D2/953
D387,895 S		12/1997	Cooper	D2/960
D395,343 S	*	6/1998	Lozano	D2/960
D397,544 S		9/1998	Egelja	D2/912
D398,144 S	*	9/1998	Egelja	D2/960
D398,748 S	*	9/1998	Hatfield et al.	D2/960
D408,972 S	*	5/1999	Greenberg	D2/953
D412,237 S		7/1999	Hatfield	D2/947
D426,947 S		6/2000	Pollastrelli	D2/956
D428,688 S	*	8/2000	Egelja et al.	D2/957
D470,296 S	*	2/2003	Masullo	D2/952

* cited by examiner

Primary Examiner—Celia Murphy

(74) *Attorney, Agent, or Firm*—Jeffer, Mangels, Butler & Marmaro LLP

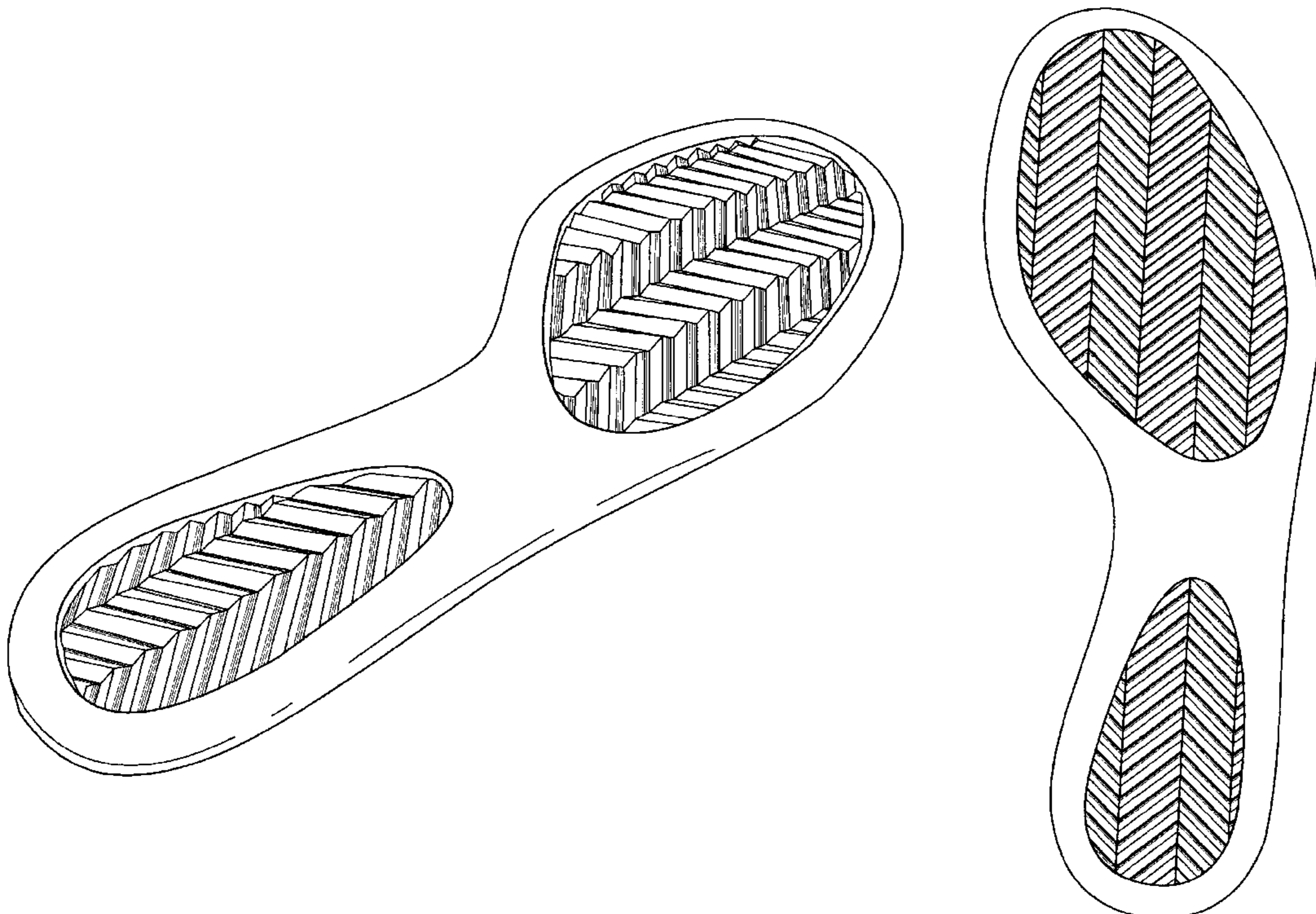
(57) **CLAIM**

The ornamental design for a footwear outsole, as shown and described.

DESCRIPTION

FIG. 1 is a perspective view of a footwear outsole; FIG. 2 is a left side elevational view thereof; FIG. 3 is a right side elevational view thereof; FIG. 4 is a bottom plan view thereof; FIG. 5 is a front elevational view thereof; and, FIG. 6 is a rear elevational view thereof.

1 Claim, 2 Drawing Sheets



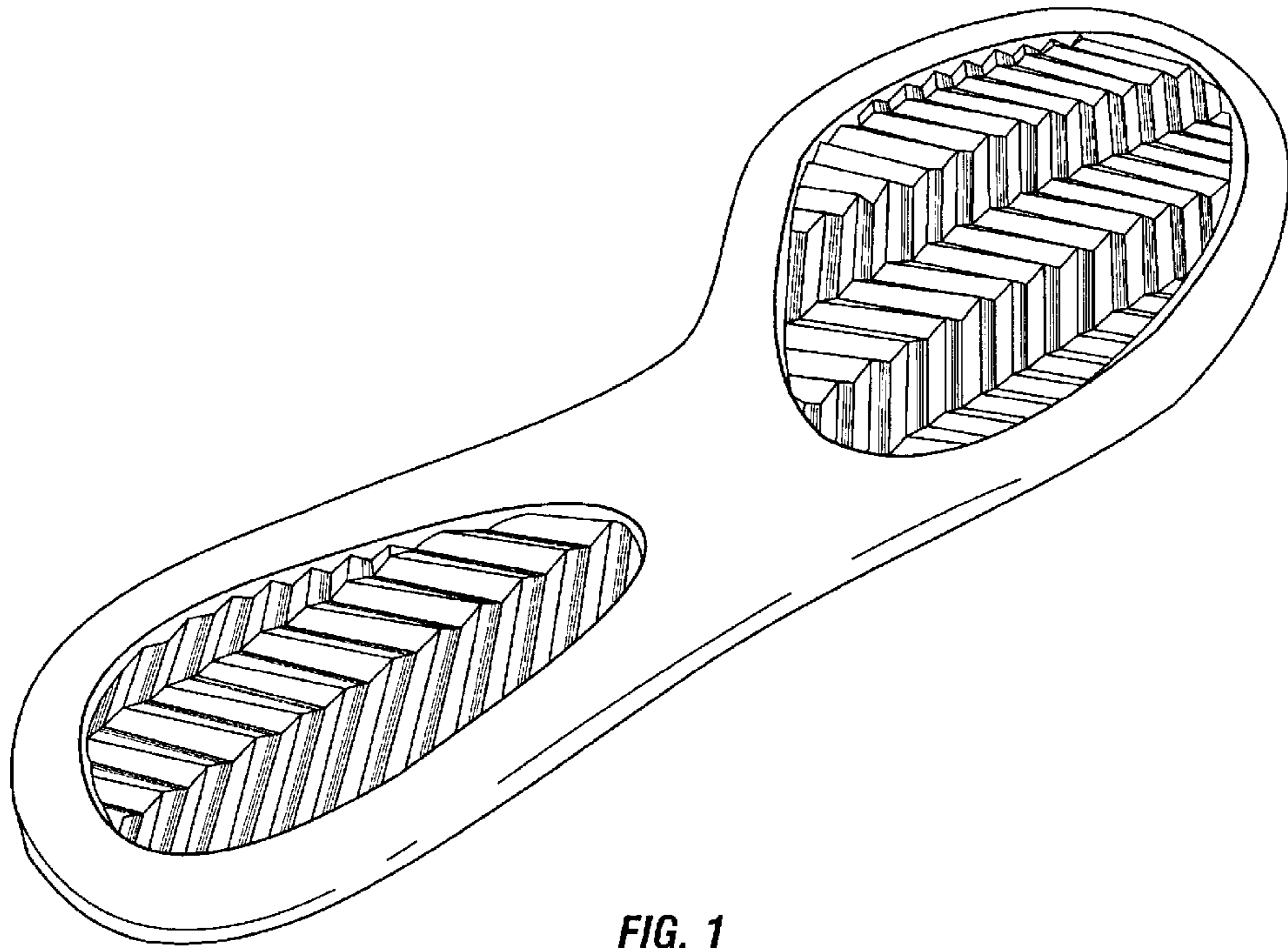


FIG. 1




FIG. 2




FIG. 3

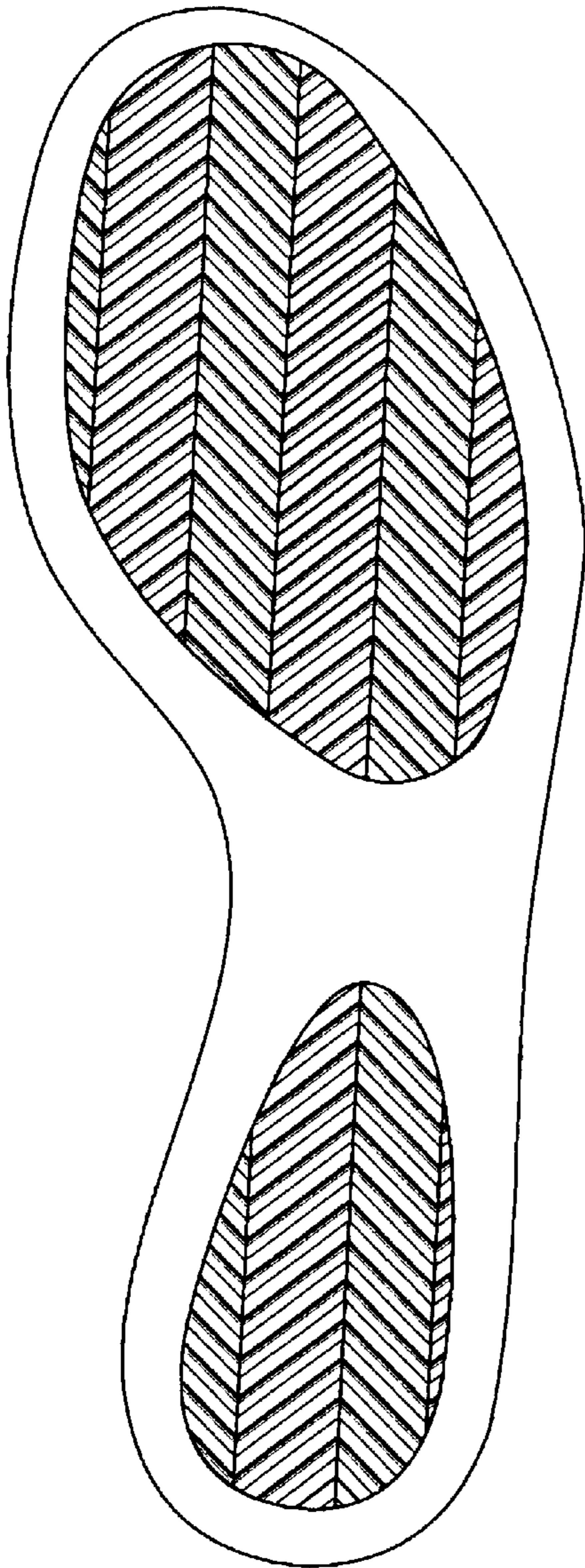


FIG. 4

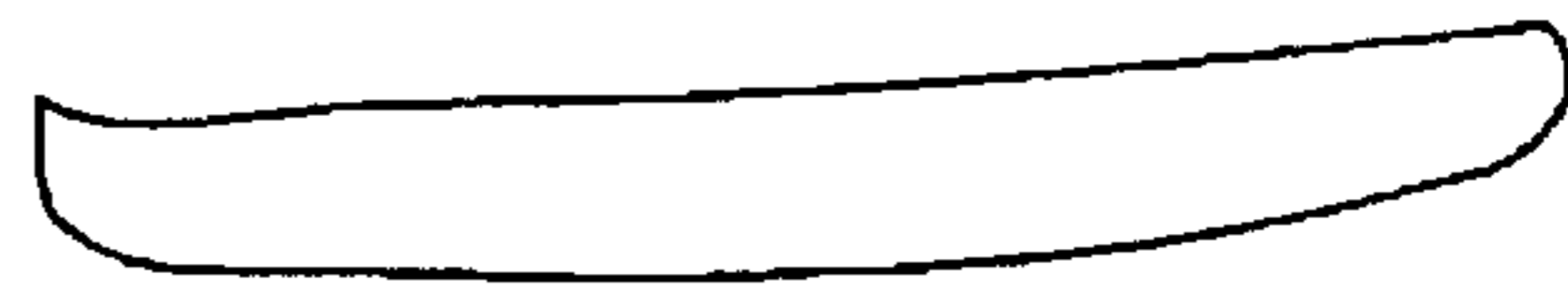


FIG. 5



FIG. 6