



US00D478411S

(12) **United States Design Patent**
Byrd

(10) **Patent No.:** **US D478,411 S**

(45) **Date of Patent:** **** Aug. 19, 2003**

(54) **PAIR OF SHOE SOLES WITH SIZING INDICATORS**

(75) Inventor: **Ben Byrd**, Clemmons, NC (US)

(73) Assignee: **Sara Lee Corporation**, Winston-Salem, NC (US)

(**) Term: **14 Years**

(21) Appl. No.: **29/161,002**

(22) Filed: **May 17, 2002**

Related U.S. Application Data

(62) Division of application No. 29/127,655, filed on Aug. 9, 2000.

(51) **LOC (7) Cl.** **02-04**

(52) **U.S. Cl.** **D2/952; D2/951; D2/954; D2/960**

(58) **Field of Search** D2/946-949, 951-962, D2/967, 972, 977, 900, 902, 904, 908, 909, 911, 912, 914, 916, 920; 36/3 B, 19.5, 8.4, 22 R, 25 R, 30 R, 32 A, 32 R, 43, 59 R, 67 A, 67 B, 72 R, 102, 59 C, 67 R, 67 D, 114, 127, 129, 131, 132, 134, 135; 12/142 N

(56) **References Cited**

U.S. PATENT DOCUMENTS

334,668 A * 1/1886 Knipe et al. 36/25 R
1,821,051 A * 9/1931 Brown 36/8.4

2,201,300 A	*	5/1940	Prue	36/19.5
2,835,908 A	*	5/1958	Mott	12/142 N
4,387,516 A	*	6/1983	Laux	36/43
4,667,423 A	*	5/1987	Autry et al.	36/102
D294,423 S	*	3/1988	Zuidema et al.	D2/954
D294,653 S	*	3/1988	Le	D2/900
D353,480 S	*	12/1994	Merceron	D2/956
D356,436 S	*	3/1995	Sutton et al.	D2/914
D404,549 S	*	1/1999	Greenberg	D2/956
6,092,309 A	*	7/2000	Edwards	36/29
D429,554 S	*	8/2000	Gillespie	D2/960
D446,632 S	*	8/2001	Swift	D2/912
D449,429 S	*	10/2001	McClaskie	D2/960
D452,989 S	*	1/2002	Chen	D2/918
D459,066 S	*	6/2002	Merceron	D2/960
D461,948 S	*	8/2002	Merceron	D2/960
D466,273 S	*	12/2002	Byrd	D2/952
D467,058 S	*	12/2002	Byrd	D2/952
D467,059 S	*	12/2002	Byrd	D2/952

* cited by examiner

Primary Examiner—Celia Murphy

(74) *Attorney, Agent, or Firm*—Kilpatrick Stockton LLP

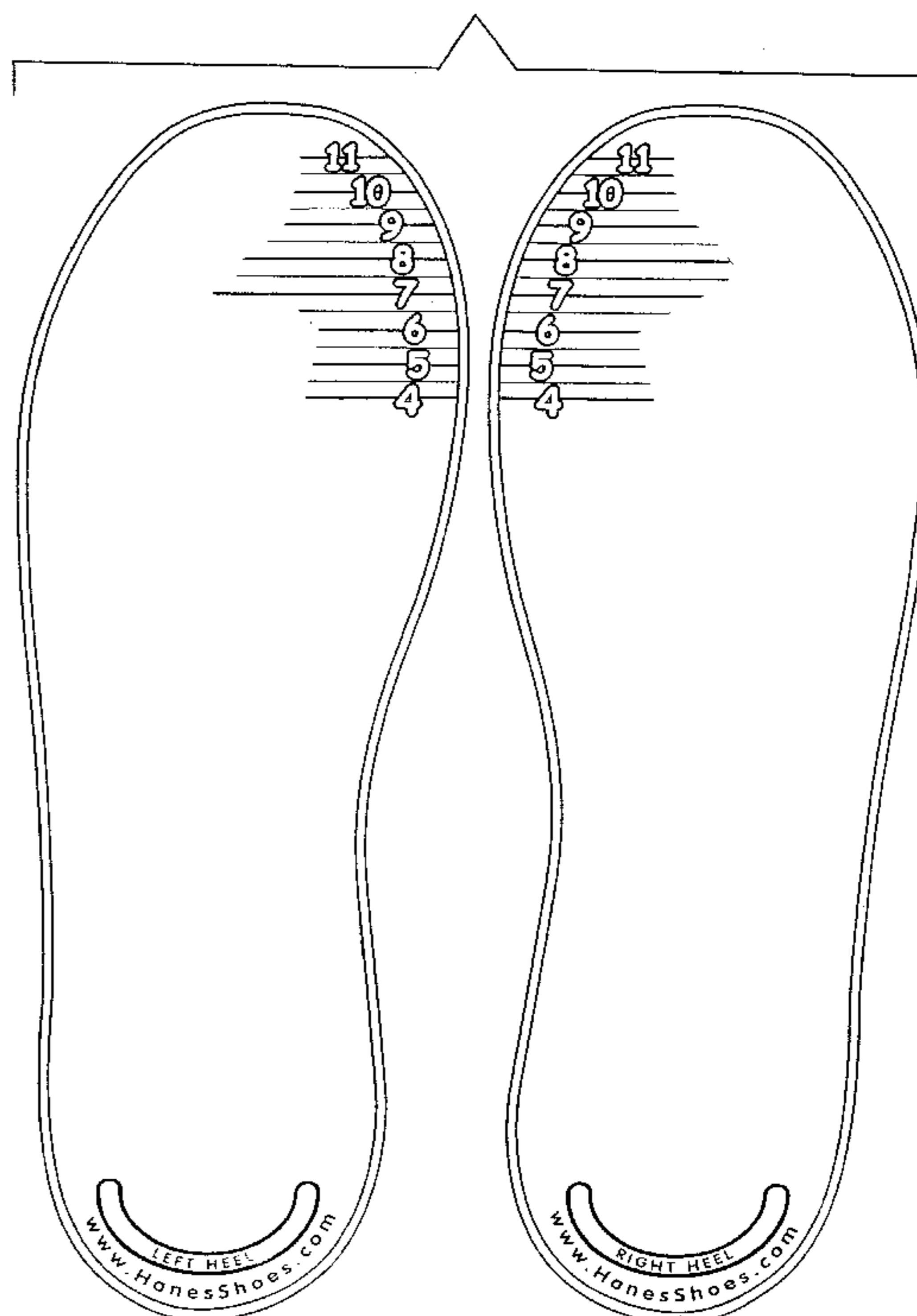
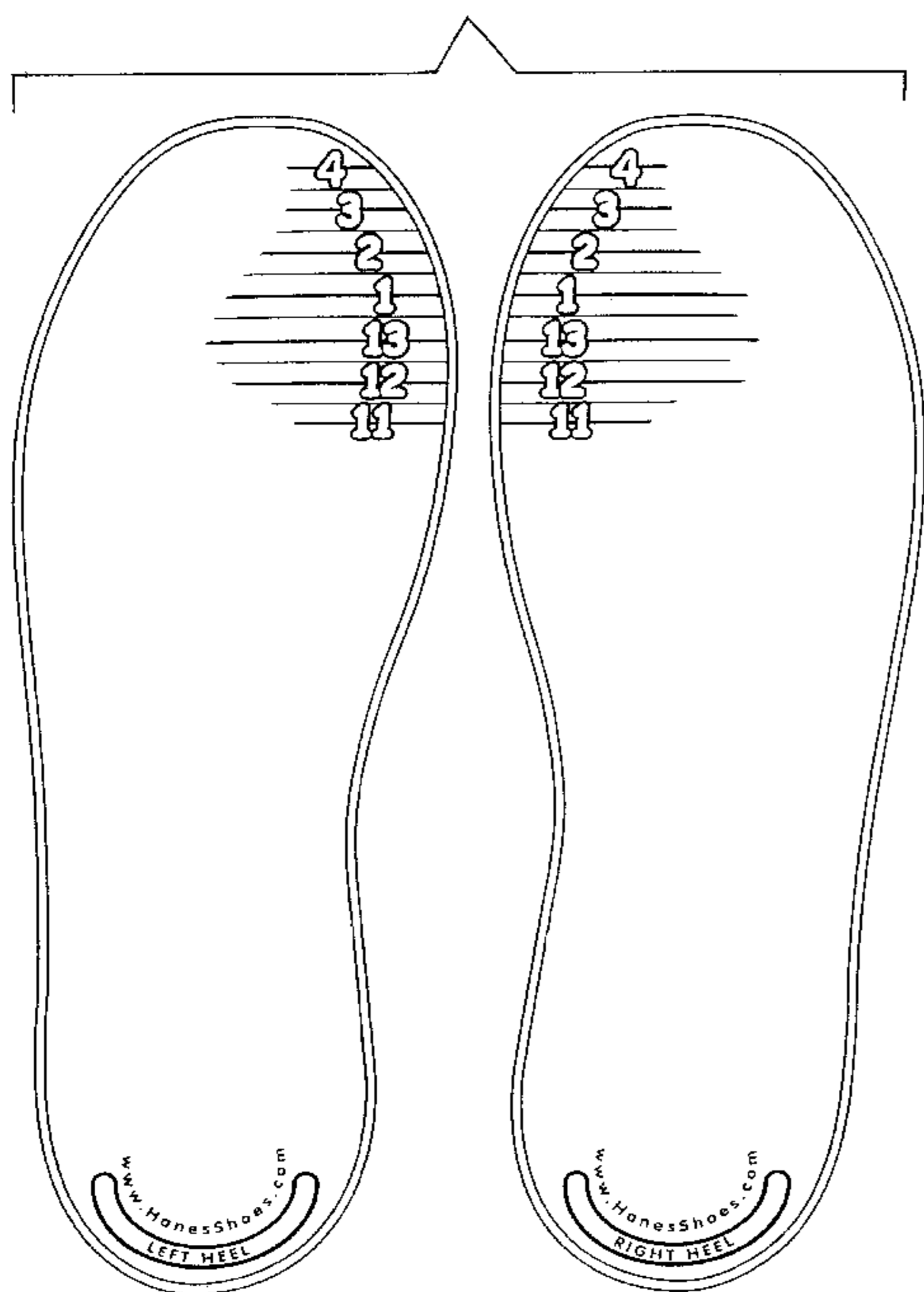
(57) **CLAIM**

The ornamental design for a pair of shoe soles with sizing indicators, as shown and described.

DESCRIPTION

FIG. 1 is a plan view of a pair of shoe soles with sizing indicators showing my new design; and, FIG. 2 is a plan view of an alternate embodiment of the design shown in FIG. 1.

1 Claim, 2 Drawing Sheets



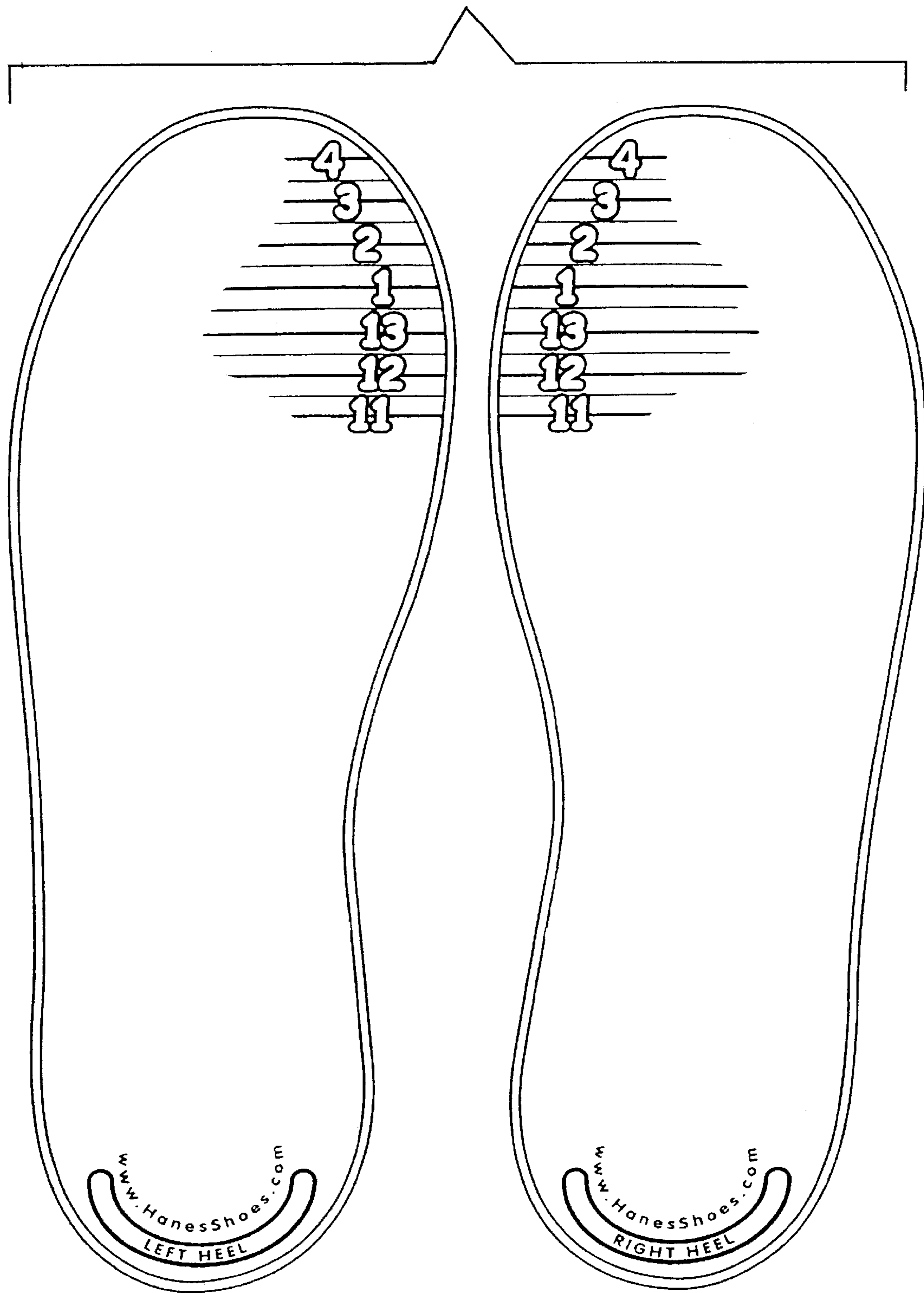


FIG. 1

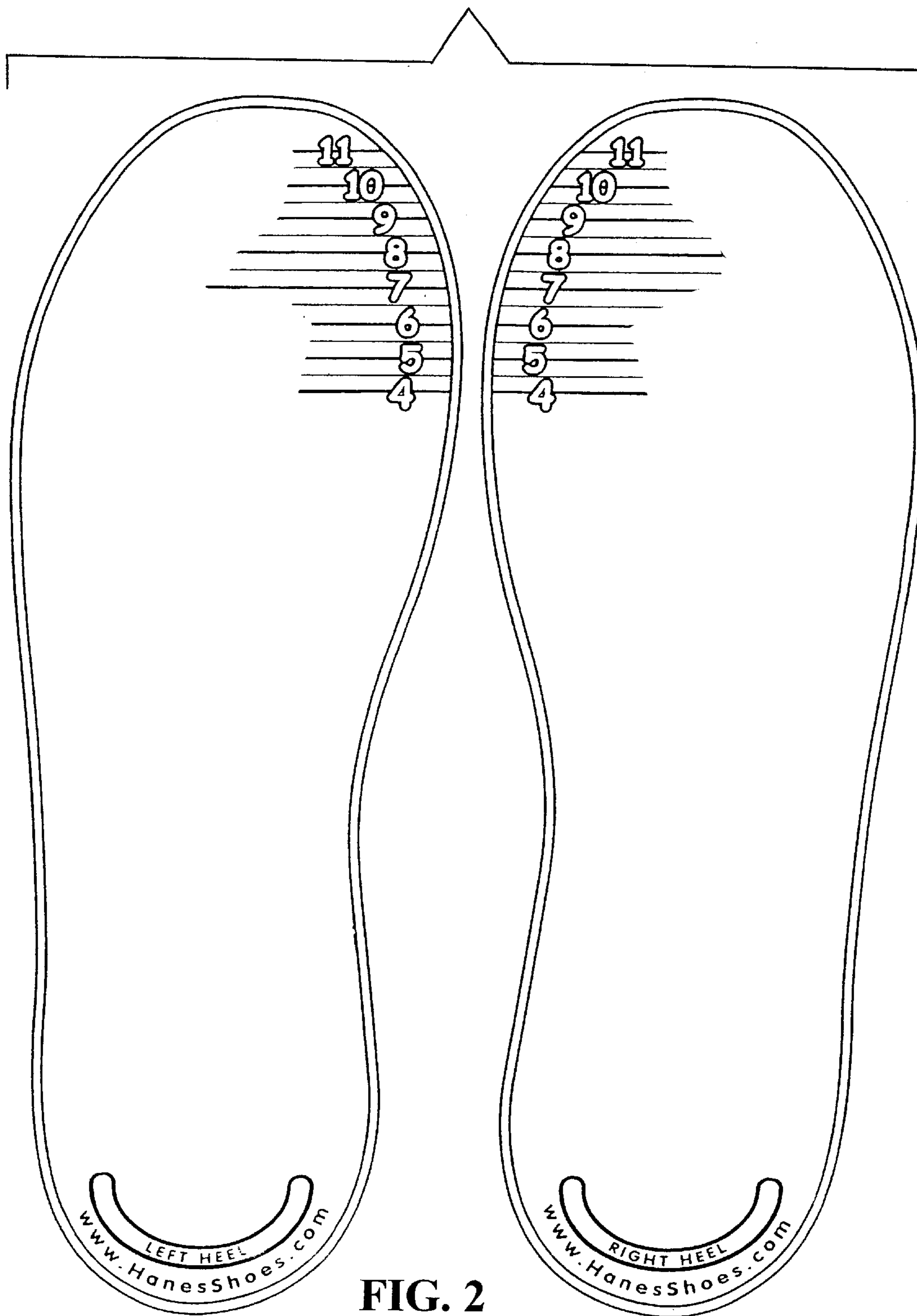


FIG. 2