



US00D478393S

(12) **United States Design Patent**  
**Alduby**

(10) **Patent No.:** **US D478,393 S**

(45) **Date of Patent:** **\*\* Aug. 12, 2003**

(54) **COVER FOR LIGHTS AND LIGHT BULBS**

(75) **Inventor:** **Yuval Alduby, Tel Aviv (IL)**

(73) **Assignee:** **Whitecastle Investments, Ltd., Breda (NL)**

(\*\*) **Term:** **14 Years**

(21) **Appl. No.:** **29/151,635**

(22) **Filed:** **Dec. 3, 2001**

(51) **LOC (7) Cl. .... 26-99**

(52) **U.S. Cl. .... D26/118**

(58) **Field of Search .... D26/118, 119,  
D26/128-137; 362/186, 351-355, 360,  
367, 341-350**

(56) **References Cited**

**U.S. PATENT DOCUMENTS**

4,241,393 A \* 12/1980 Olson ..... 362/348  
D437,082 S \* 1/2002 Miranda ..... D26/131

\* cited by examiner

*Primary Examiner*—Jennifer Rivard  
(74) *Attorney, Agent, or Firm*—Lieberman & Nowak, L.L.P.

(57) **CLAIM**

The ornamental design for the cover for lights and light bulbs, as shown and described.

**DESCRIPTION**

This application claims the filing date of U.K. Patent Application No. 2105664, filed Oct. 18, 2001.

FIG. 1 is a top perspective view of a cover for lights and light bulbs;

FIG. 2 is a bottom perspective view of a cover for lights and light bulbs;

FIG. 3 is a top plan view of a cover for lights and light bulbs;

FIG. 4 is a bottom plan of a cover for lights and light bulbs;

FIG. 5 is a bottom perspective view of FIG. 7;

FIG. 6 is a front elevation view of a cover for lights and light bulbs; and,

FIG. 7 is a cross-sectional view taken along line 7—7 in FIG. 6.

**1 Claim, 4 Drawing Sheets**





FIG. 1

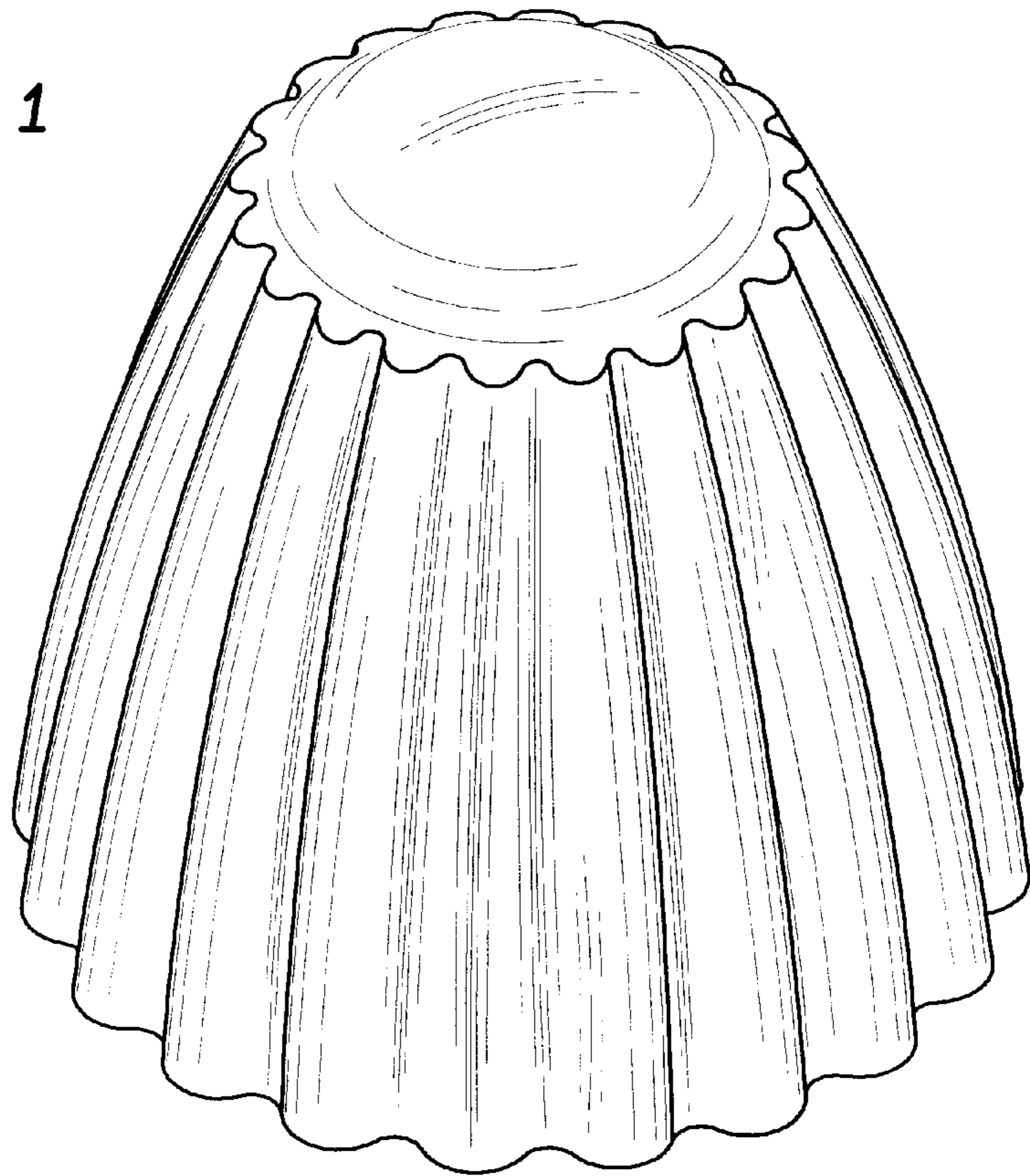
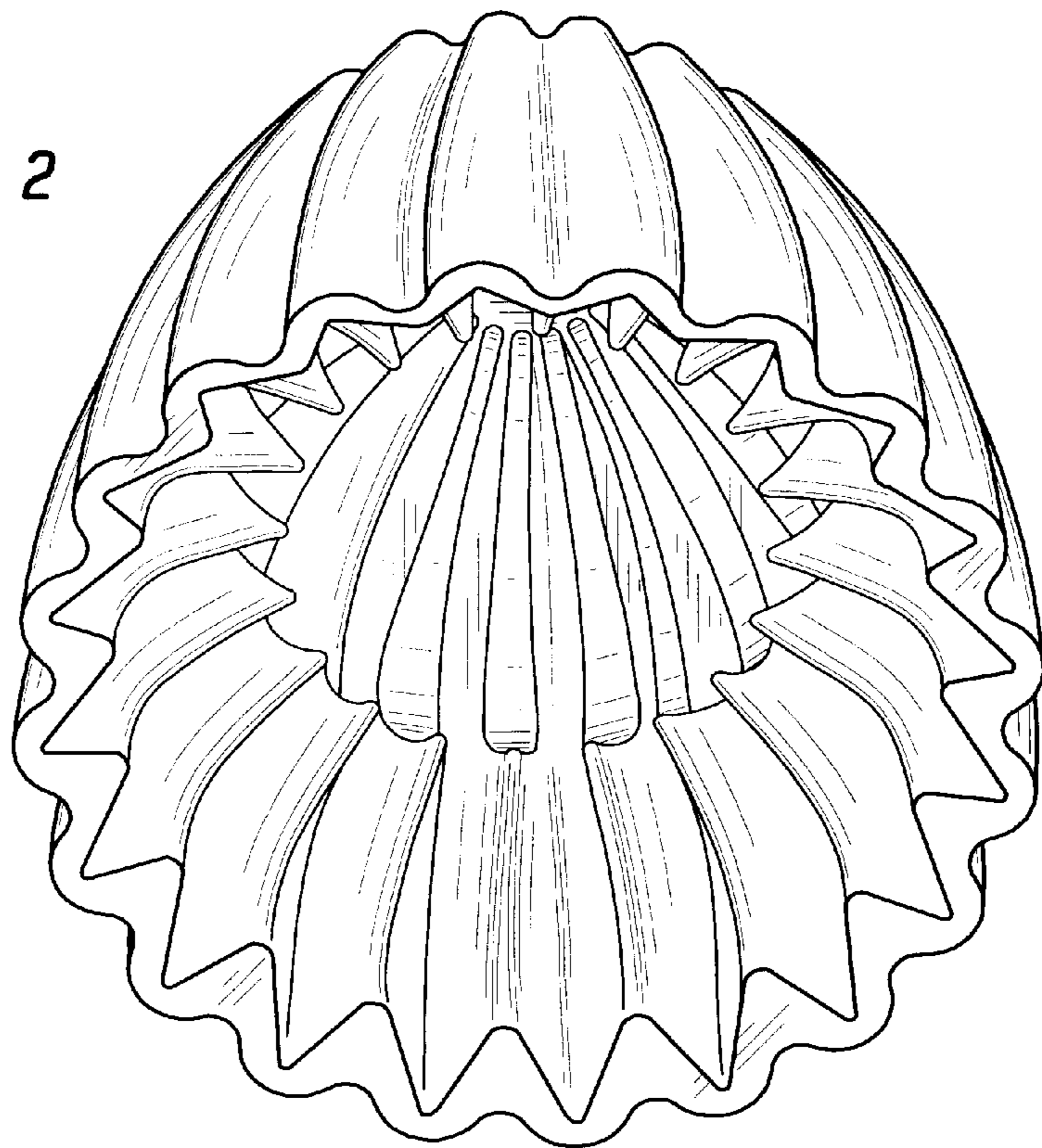




FIG. 2



*FIG. 3*



*FIG. 4*



**FIG. 5**

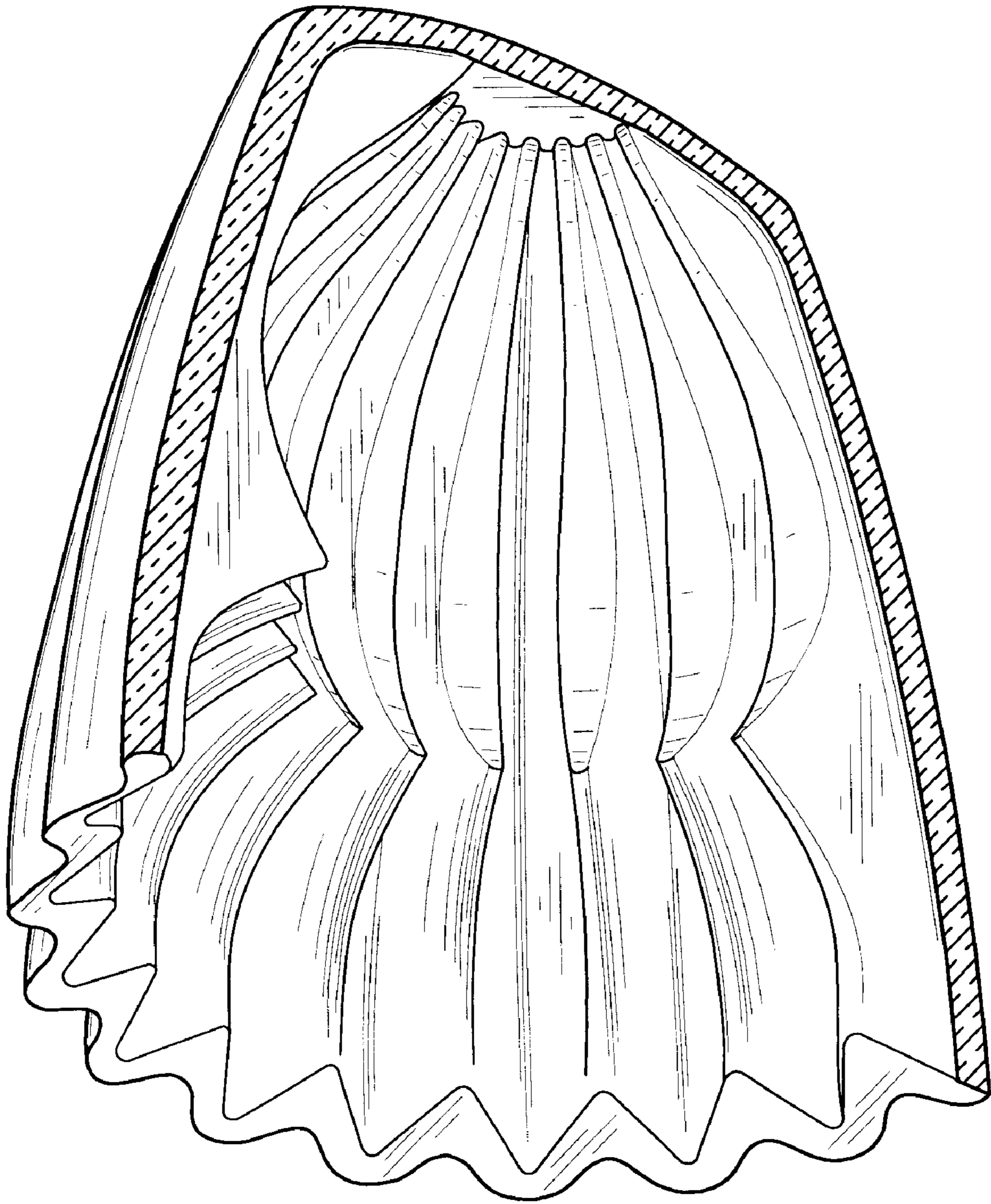


FIG. 6

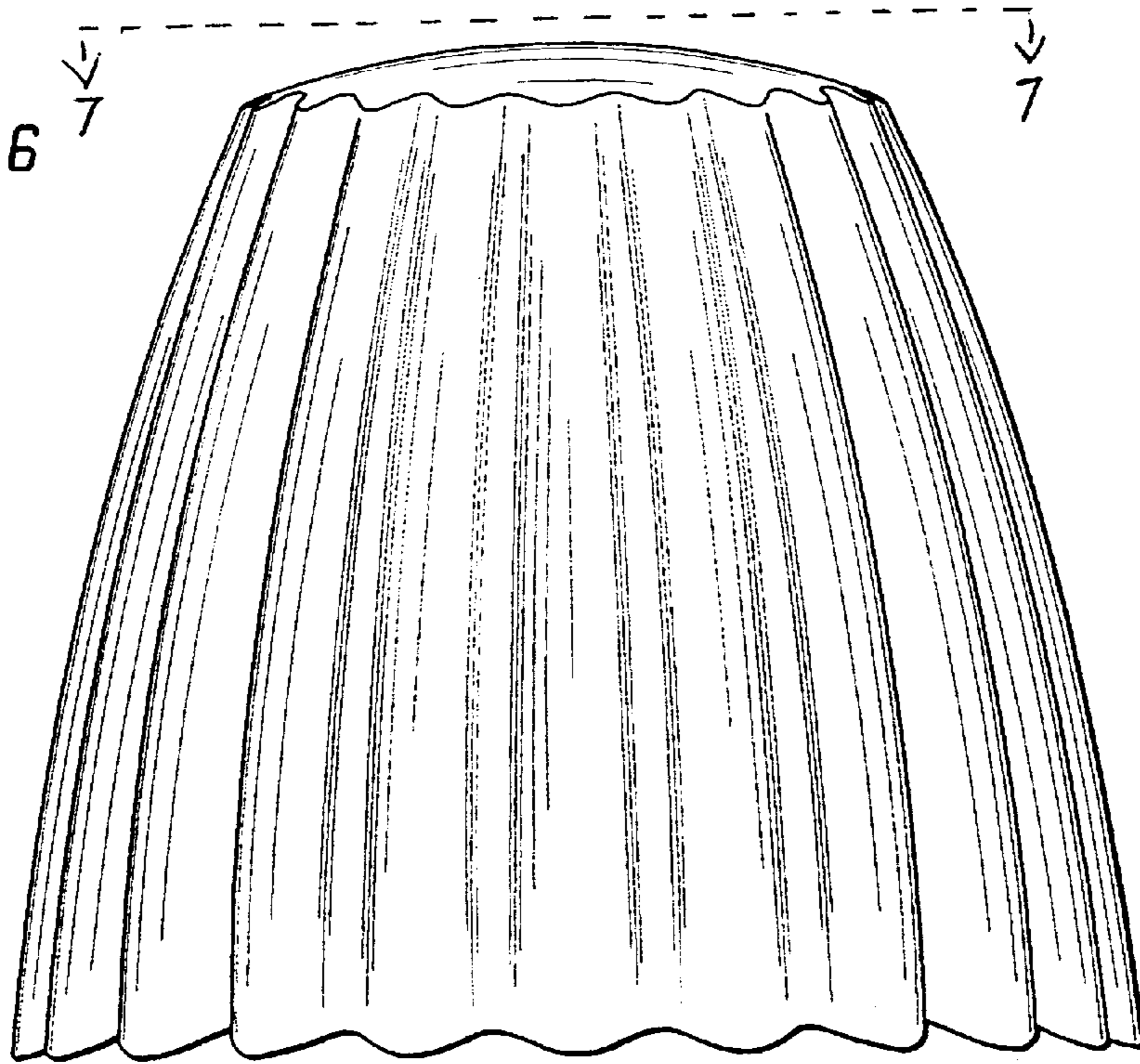


FIG. 7

