



US00D478391S

(12) **United States Design Patent**  
**Saunders**

(10) **Patent No.:** **US D478,391 S**

(45) **Date of Patent:** **\*\* Aug. 12, 2003**

(54) **BODY FOR A FLASHLIGHT**

D353,216 S \* 12/1994 Sharrah et al. .... D26/27  
D363,361 S \* 10/1995 Maglica ..... D26/49  
D367,721 S \* 3/1996 Maglica ..... D26/49  
D454,217 S \* 3/2002 Saunders ..... D26/49

(75) Inventor: **James Saunders**, Memphis, TN (US)

(73) Assignee: **Great Neck Saw Manufacturers, Inc.**,  
Mineola, NY (US)

\* cited by examiner

(\*\*) Term: **14 Years**

*Primary Examiner*—Marcus A. Jackson  
(74) *Attorney, Agent, or Firm*—Joseph J. Previto

(21) Appl. No.: **29/149,126**

(22) Filed: **Oct. 4, 2001**

(57) **CLAIM**

The ornamental design of a body for a flashlight, as shown and described.

**Related U.S. Application Data**

(62) Division of application No. 29/107,735, filed on Jul. 14, 1999.

**DESCRIPTION**

(51) **LOC (7) Cl.** ..... **26-02**

FIG. 1 is a plan view of a body for a flashlight showing my new design.

(52) **U.S. Cl.** ..... **D26/49**

FIG. 2. is a plan view of another embodiment of the present invention; and,

(58) **Field of Search** ..... D26/37-50; 362/157,  
362/158, 171, 172, 173, 183-208

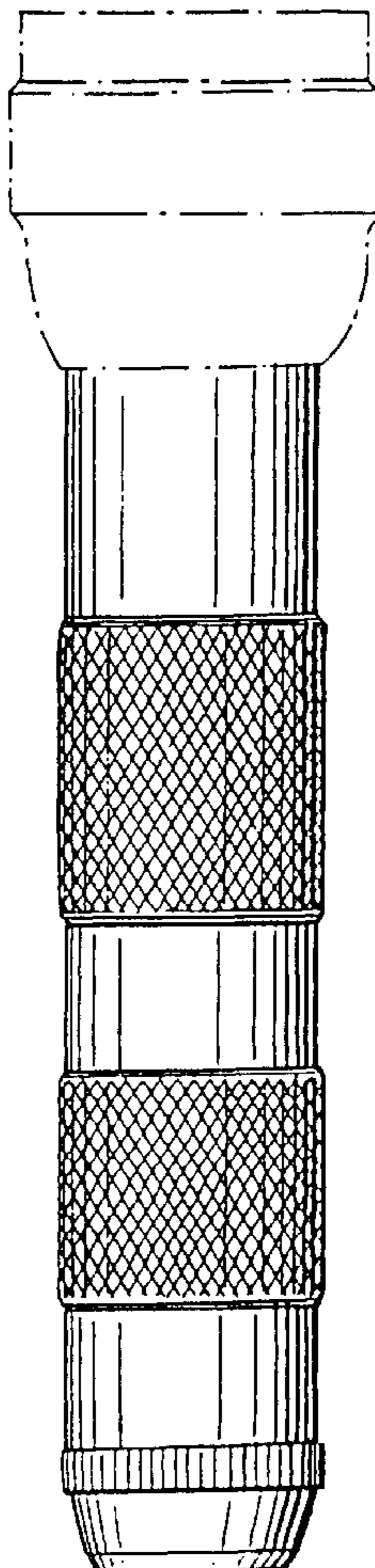
FIG. 3 is a plan view of another embodiment of the present invention; and,

(56) **References Cited**

**U.S. PATENT DOCUMENTS**

D263,170 S \* 2/1982 Maglica ..... D26/49

**1 Claim, 1 Drawing Sheet**



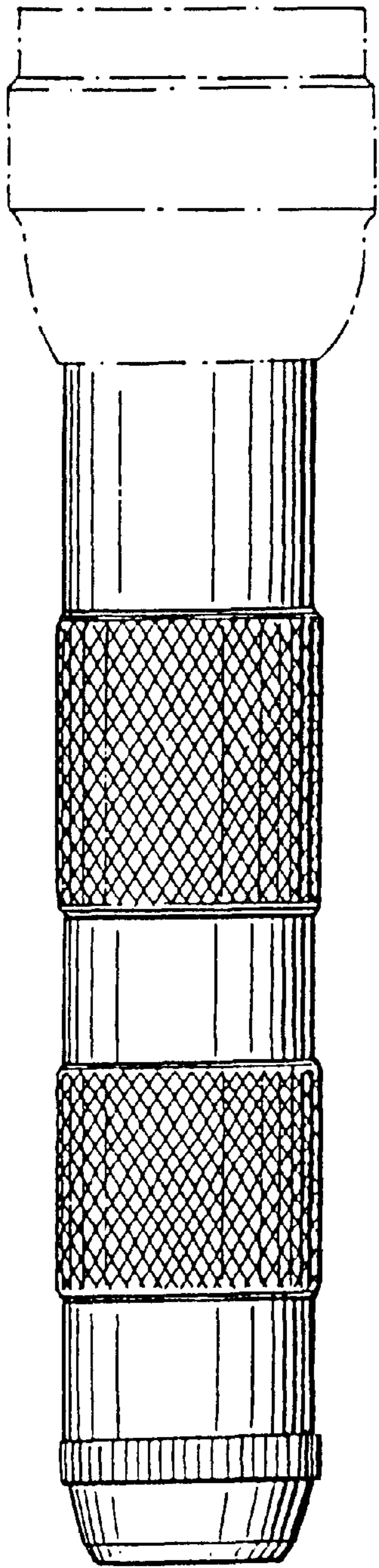


FIG. 1

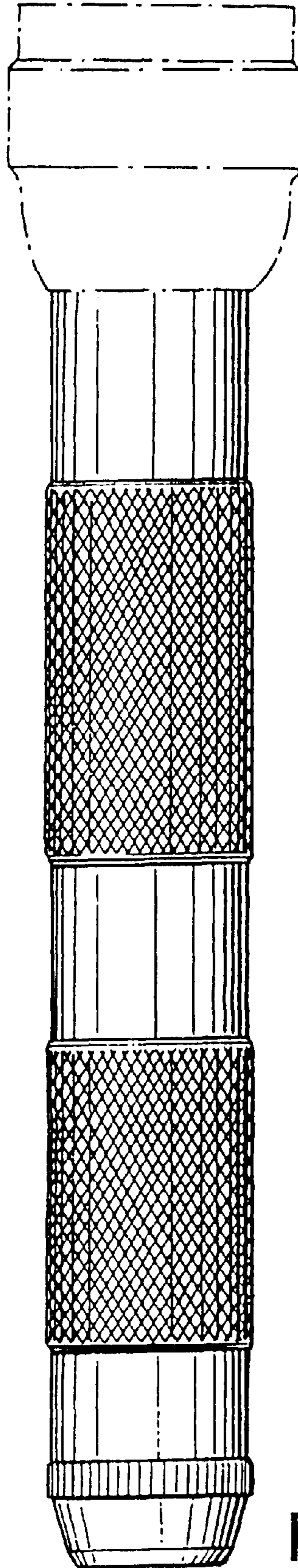


FIG. 2

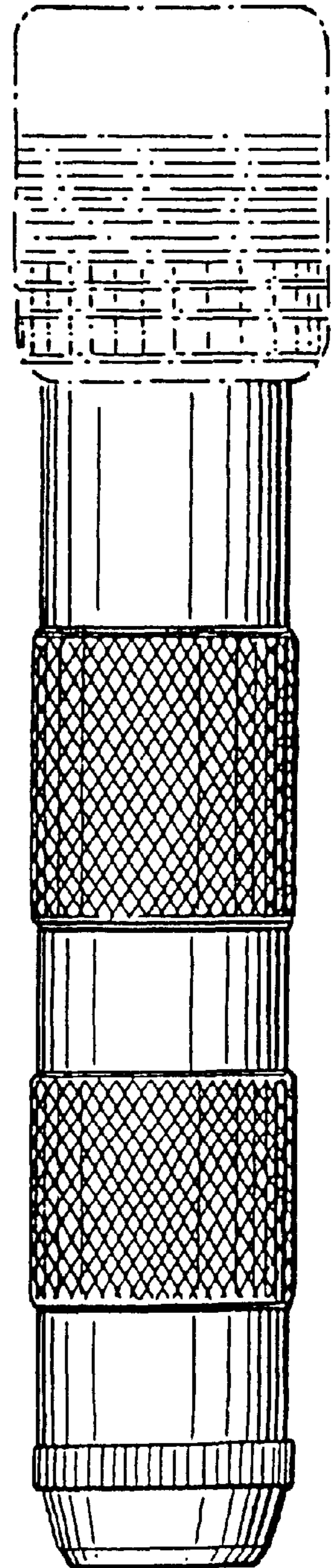


FIG. 3