



US00D478383S

(12) **United States Design Patent** (10) **Patent No.:** **US D478,383 S**
Timm et al. (45) **Date of Patent:** **** Aug. 12, 2003**

(54) **ULTRASONIC SURGICAL ASPIRATION TIP**
(75) Inventors: **Ed Timm**, Wildwood, MO (US); **Mike Auld**, Chesterfield, MO (US)
(73) Assignee: **Synergetics, Inc.**, St. Charles, MO (US)
(**) Term: **14 Years**
(21) Appl. No.: **29/159,264**
(22) Filed: **Apr. 17, 2002**
(51) **LOC (7) Cl.** **24-02**
(52) **U.S. Cl.** **D24/144; D24/130**
(58) **Field of Search** **D24/130, 144; 604/22; 606/169, 107**

(56) **References Cited**
U.S. PATENT DOCUMENTS
3,896,811 A 7/1975 Storz
D266,872 S * 11/1982 Anderson D24/112
4,493,694 A 1/1985 Wuchinich
4,515,583 A 5/1985 Sorich
4,516,398 A 5/1985 Wuchinich
4,526,571 A 7/1985 Wuchinich
4,634,419 A 1/1987 Kreizman et al.
4,750,488 A 6/1988 Wuchinich et al.
4,823,793 A 4/1989 Angulo et al.
4,869,715 A * 9/1989 Sherburne 604/22
D357,313 S * 4/1995 Wortrich D24/144
5,417,654 A 5/1995 Kelman
5,811,909 A 9/1998 Wuchinich
D399,557 S * 10/1998 Hood et al. D24/112
6,086,369 A 7/2000 Sharp et al.
6,256,859 B1 * 7/2001 Stoddard et al. 604/22
6,283,974 B1 * 9/2001 Alexander 606/107
6,299,591 B1 * 10/2001 Banko 604/22

OTHER PUBLICATIONS
Sonopet—Ultrasonic Surgical Aspirator model UST-2001 brochure.
Coopervision Surgical—Brochure on surgical tips.

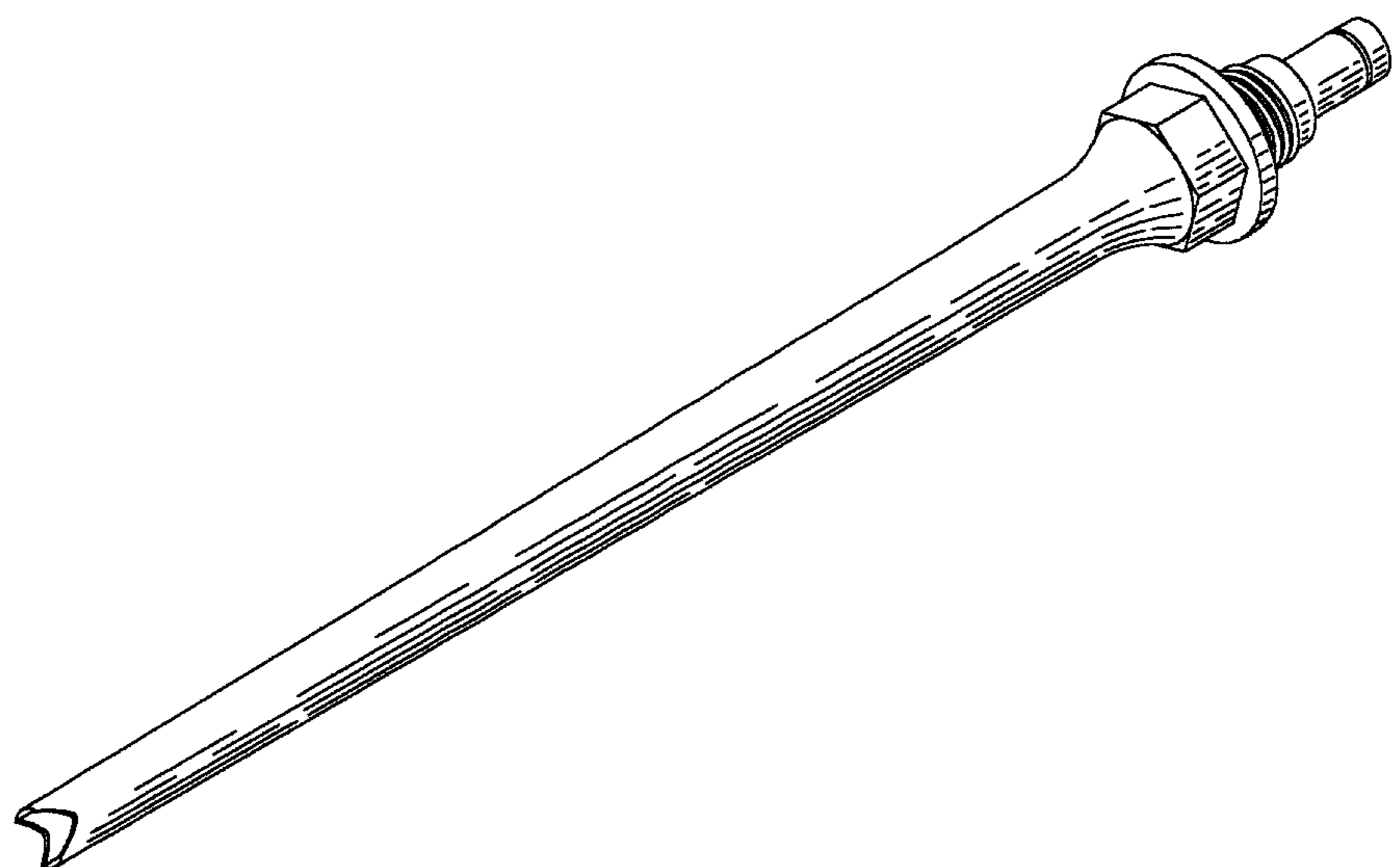
Pfizer—Valley Lab—Brochure on CUSA 200 system © 89.
Valley Lab—CUSA Excel 36 kHz ultrasonic handpiece brochure ©99.
Valley Lab—CUSA Excel 23 kHz ultrasonic handpiece brochure.
CUSA—System 200 PMT handpiece brochure © 95.
Pfizer—Valleylab—Valleylab Cusa Pak brochure 89.
CUSA—Excel Technical Brief © 98.
CUSA—Excel Ultrasonic Surgical Aspirator brochure © 99.
LIGASURE—Vessel Sealing System brochure 99.
CUSA—Cusa CEM System brochure 92.
CUSA—MicroTip brochure 95.
CUSA—System 200 “The Cutting Edge of Surgery Without the Cutting Edge” brochure.
Valleylab—Cusa Pak Disposables instructions and parts description 98.

* cited by examiner
Primary Examiner—Ian Simmons
(74) *Attorney, Agent, or Firm*—Kevin L. Klug

(57) **CLAIM**
The ornamental design for an ultrasonic surgical aspiration tip, as shown and described.

DESCRIPTION
FIG. 1 is a top perspective view of an ultrasonic surgical aspiration tip showing our new design;
FIG. 2 is a right side view thereof, the left side view being the same thereto;
FIG. 3 is a top plan view thereof, the bottom plan view being the same thereto;
FIG. 4 is a front view thereof;
FIG. 5 is a rear view thereof; and,
FIG. 6 is an enlarged fragmentary view of the tip portion thereof.

1 Claim, 4 Drawing Sheets



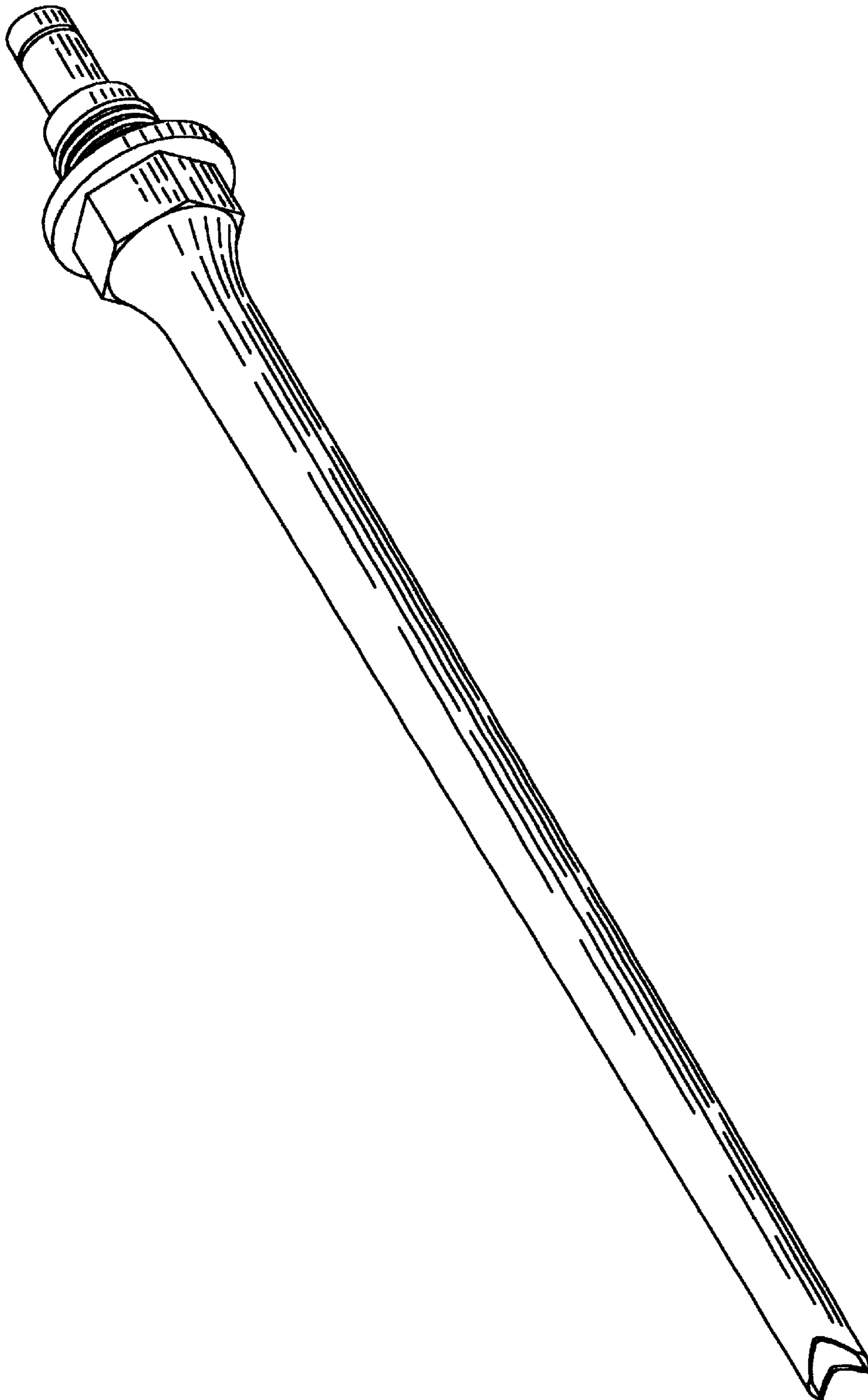


FIG. 1

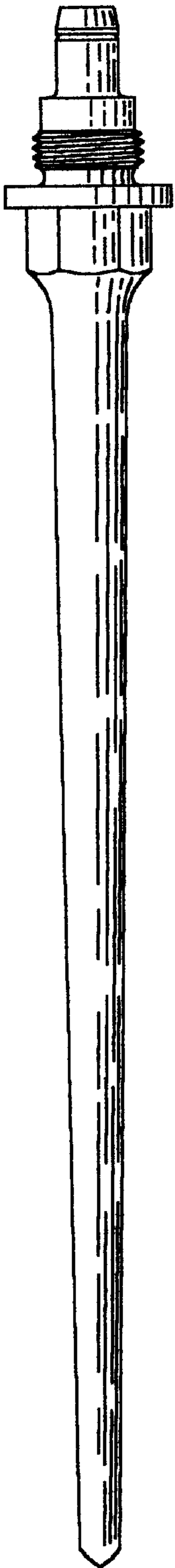


FIG. 3



FIG. 2

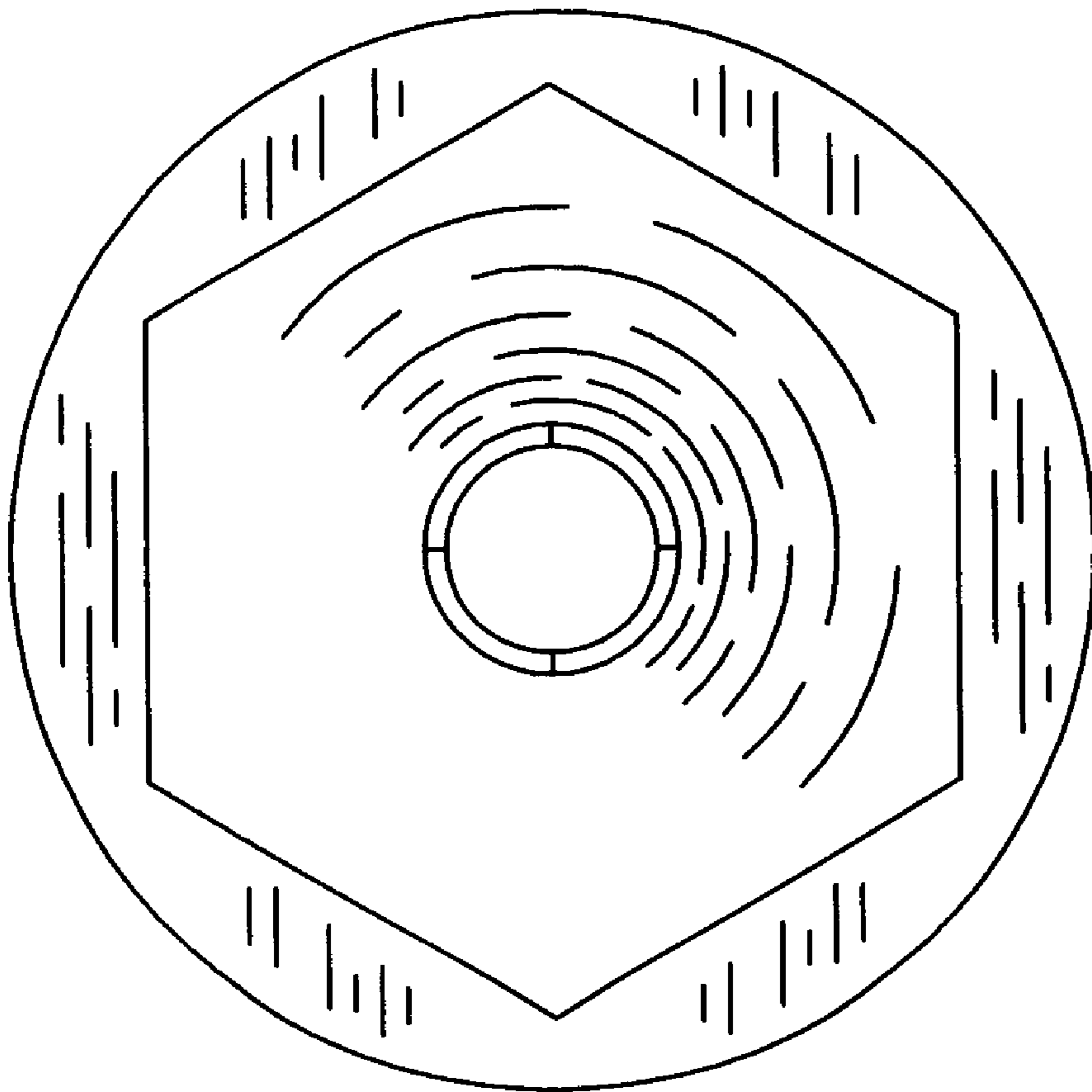


FIG. 4

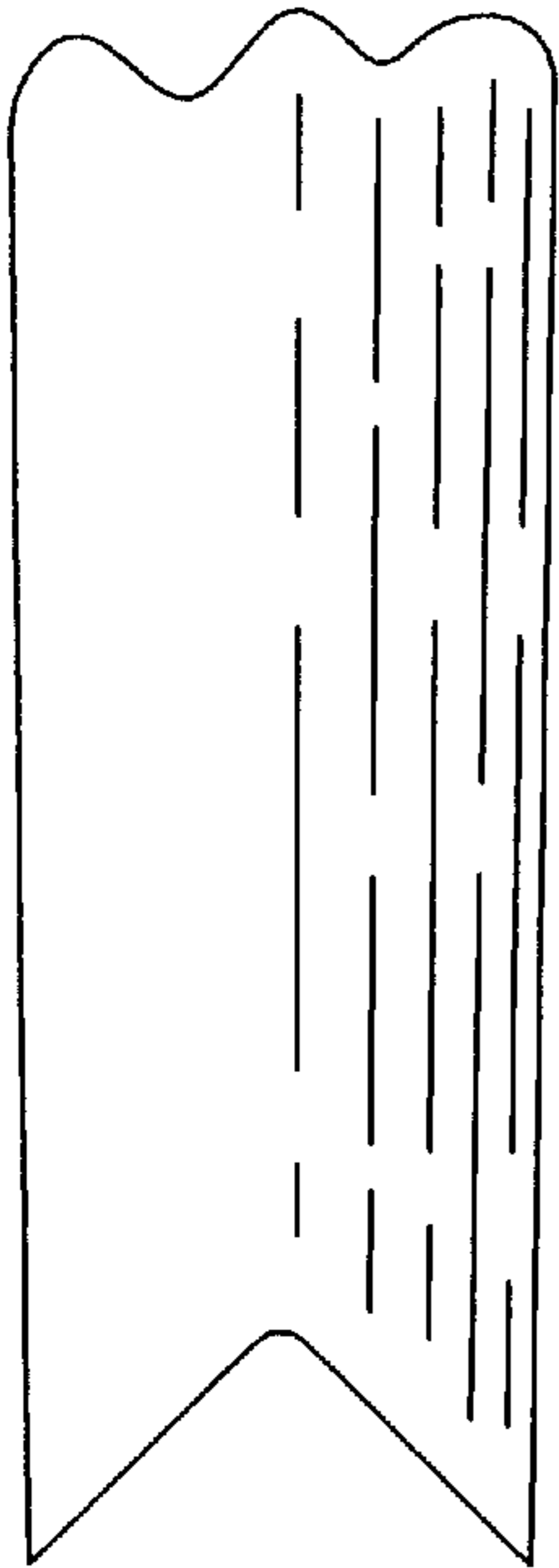


FIG. 6

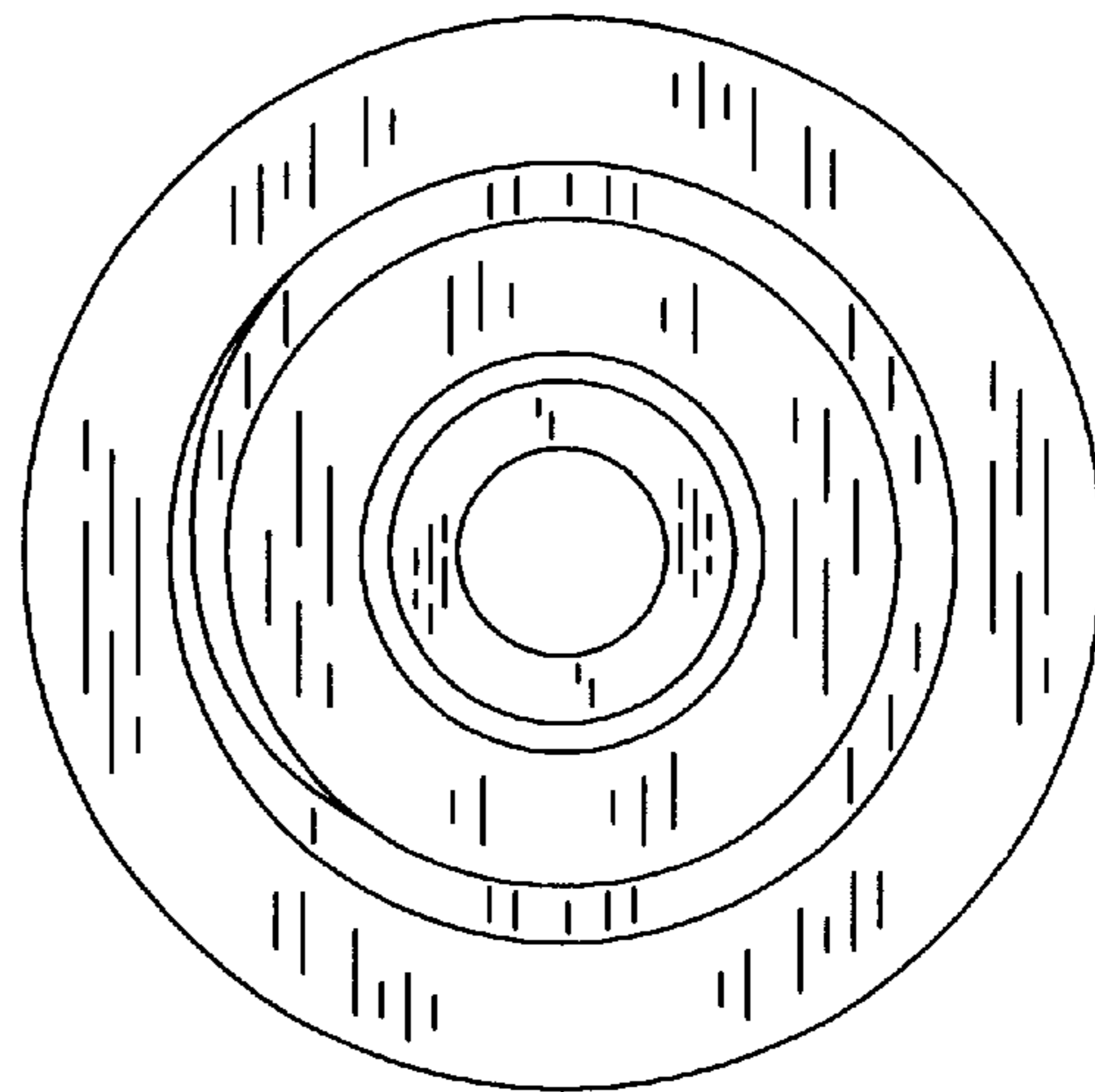


FIG. 5