



US00D478366S

(12) **United States Design Patent**  
**Lombardi**

(10) **Patent No.:** **US D478,366 S**

(45) **Date of Patent:** **\*\* Aug. 12, 2003**

(54) **GOLF BALL DEMARCATION**

(76) Inventor: **John Lombardi**, 3917 Glen Oakes,  
Niagara Falls, Ontario (CA), L2H 2V9

(\*\*) Term: **14 Years**

(21) Appl. No.: **29/156,956**

(22) Filed: **Mar. 12, 2002**

**Related U.S. Application Data**

(62) Division of application No. 29/140,859, filed on Apr. 27,  
2001, now Pat. No. Des. 458,978.

(51) **LOC (7) Cl.** ..... **21-02**

(52) **U.S. Cl.** ..... **D21/708; D21/709**

(58) **Field of Search** ..... **D21/707-709;**  
**473/351, 268, 378-383**

(56) **References Cited**

**U.S. PATENT DOCUMENTS**

676,506 A \* 6/1901 Knight et al. .... 473/268

1,795,732 A \* 3/1931 Miller ..... 473/353  
D194,688 S \* 2/1963 Santora ..... D21/708  
D408,481 S \* 4/1999 Disco ..... D21/708  
D411,598 S \* 6/1999 Disco ..... D21/708  
D414,229 S \* 9/1999 Sohn ..... D21/709  
D458,978 S \* 6/2002 Lombardi ..... D21/709

\* cited by examiner

*Primary Examiner*—Dominic Simone

(57) **CLAIM**

The ornamental design for a golf ball demarcation, as shown.

**DESCRIPTION**

FIG. 1 is a bottom plan view of a golf ball demarcation showing our new design.

FIG. 2 is a top plan view thereof; and,

FIG. 3 is a top perspective view thereof.

**1 Claim, 1 Drawing Sheet**




FIG. 1




FIG. 2




FIG. 3

