



US00D478356S

(12) **United States Design Patent**  
**Tandberg**

(10) **Patent No.:** **US D478,356 S**

(45) **Date of Patent:** **\*\* Aug. 12, 2003**

(54) **LOWER FRONT DOOR FOR A RETURN VENDING MACHINE**

D353,624 S \* 12/1994 Schwarzli ..... D20/8  
D441,022 S \* 4/2001 Vaajakallio ..... D20/1

(75) Inventor: **Roy Håvard Tandberg**, Nesøya (NO)

\* cited by examiner

(73) Assignee: **Tomra Systems ASA**, Asker (NO)

*Primary Examiner*—Robert M. Spear

(\*\*) Term: **14 Years**

(74) *Attorney, Agent, or Firm*—Rodman & Rodman

(21) Appl. No.: **29/168,810**

(57) **CLAIM**

(22) Filed: **Oct. 8, 2002**

The ornamental design for a lower front door for a return vending machine as shown.

**Related U.S. Application Data**

**DESCRIPTION**

(62) Division of application No. 29/141,001, filed on Apr. 27, 2001.

FIG. 1 is a front perspective view from above and right side of a lower front door for a return vending machine.

(30) **Foreign Application Priority Data**

Nov. 9, 2000 (NO) ..... 2000 0772

FIG. 2 is a front view of the lower front door shown in FIG. 1.

(51) **LOC (7) Cl.** ..... **20-01**

FIG. 3 is a rear view of the lower front door.

(52) **U.S. Cl.** ..... **D20/8**

FIG. 4 is a right side view of the lower front door.

(58) **Field of Search** ..... D20/1-9; D21/369-371, D21/385; D99/28; 194/205, 207, 225, 320, 344, 346, 350; 221/92, 155, 255, 277; 222/129.1; 312/138.1

FIG. 5 is a left side view of the lower front door.

FIG. 6 is a plan view from above of the lower front door; and,

(56) **References Cited**

FIG. 7 is an underneath plan view of the lower front door.

**U.S. PATENT DOCUMENTS**

D325,746 S \* 4/1992 Cerf ..... D20/1

**1 Claim, 5 Drawing Sheets**

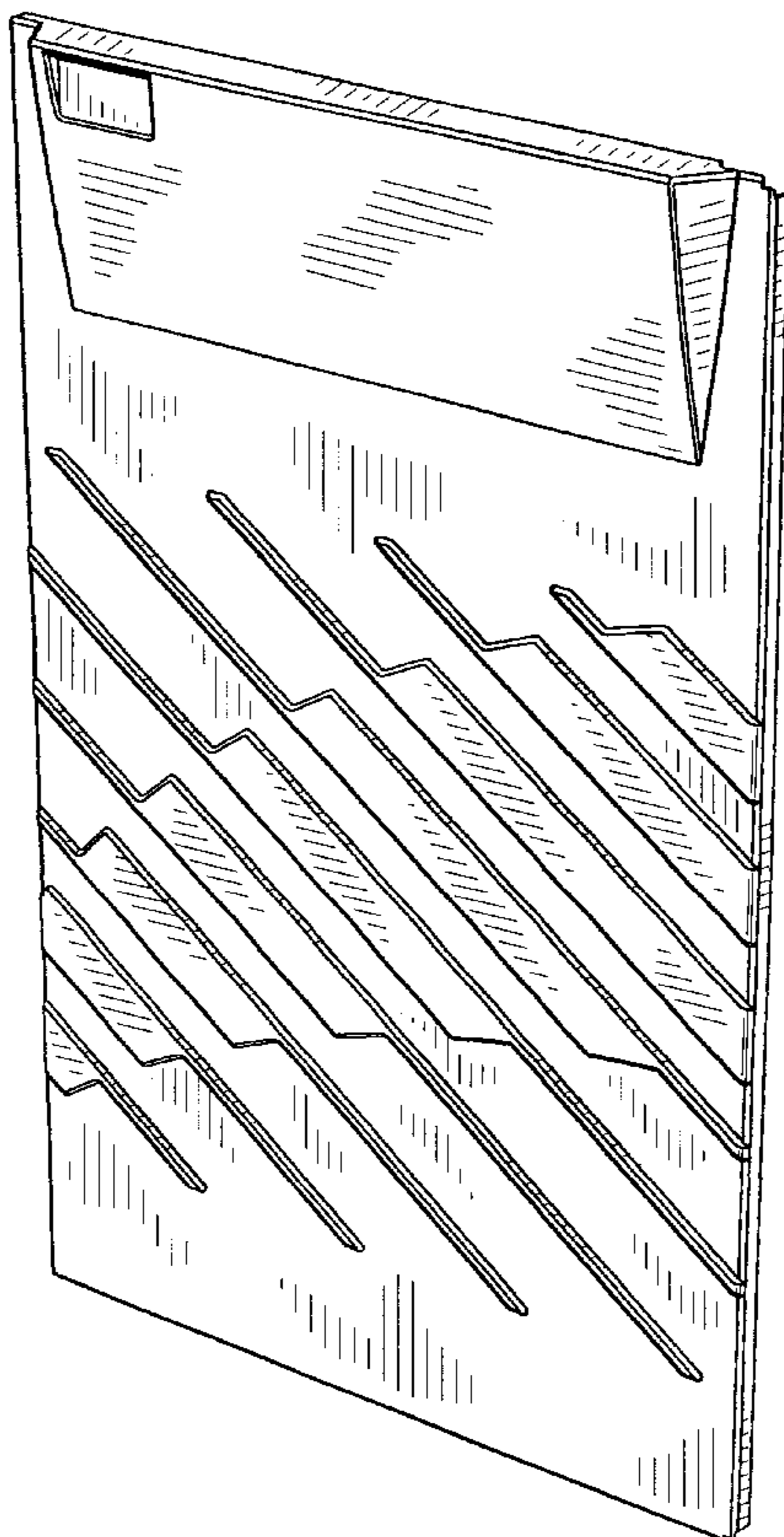


FIG. 1

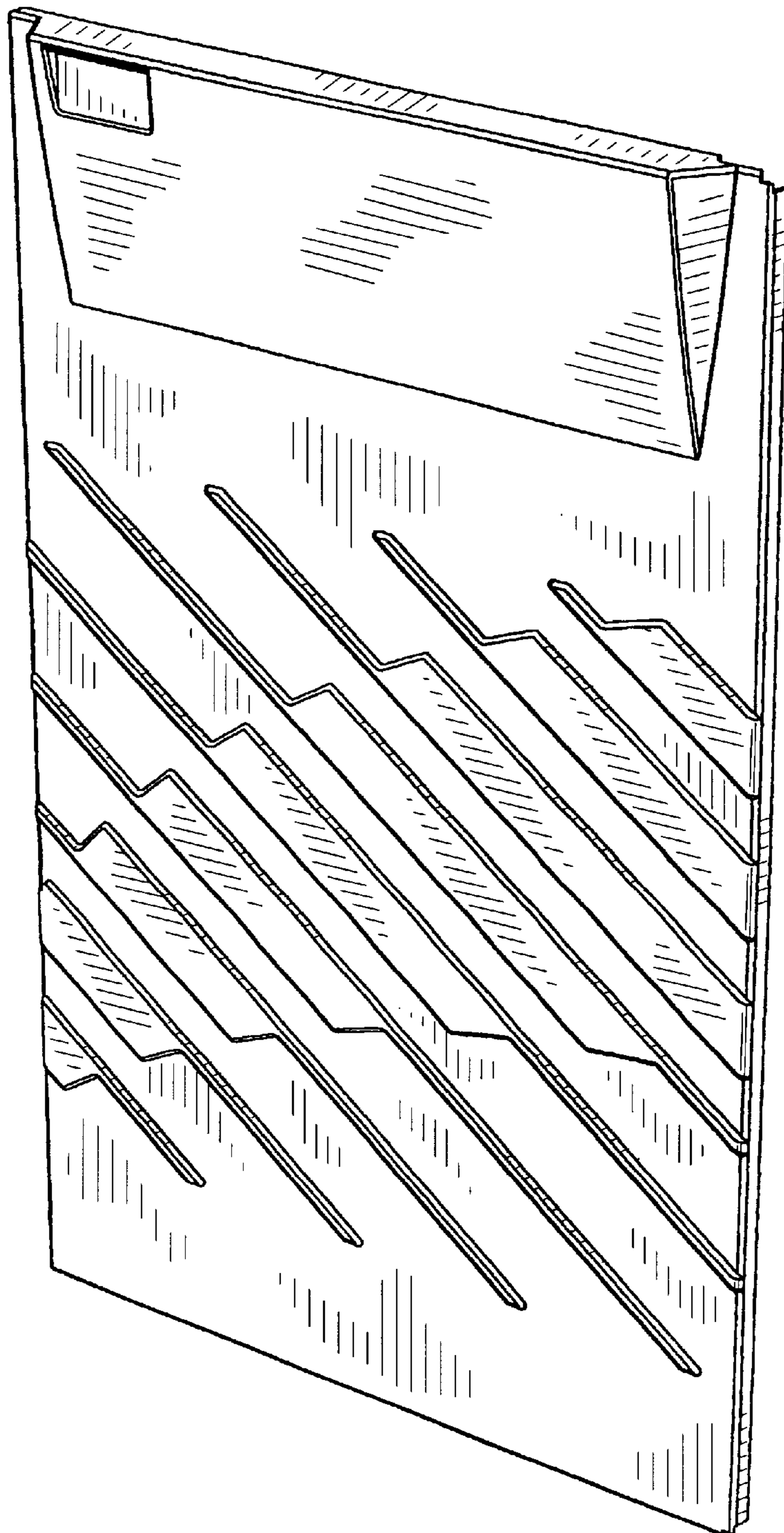


FIG. 2



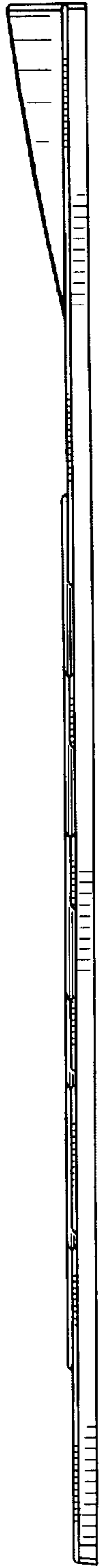


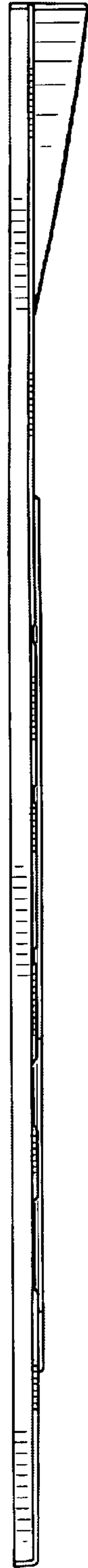
FIG. 3




**FIG. 4**



**FIG. 5**



**FIG. 6**



**FIG. 7**

