



US00D478339S

(12) **United States Design Patent**
Morton et al.

(10) **Patent No.:** **US D478,339 S**

(45) **Date of Patent:** **** Aug. 12, 2003**

- (54) **HOLE SAW**
- (75) Inventors: **Lane M. Morton**, Greensboro, NC
(US); **Noah Martin**, Springfield, MA
(US)
- (73) Assignee: **South Deerfield Industries, Inc.**,
Deerfield, MA (US)
- (**) Term: **14 Years**
- (21) Appl. No.: **29/164,991**
- (22) Filed: **Aug. 2, 2002**
- (51) **LOC (7) Cl.** **15-09**
- (52) **U.S. Cl.** **D15/139**
- (58) **Field of Search** D15/139; 408/200-225

5,035,550 A	7/1991	Ajimi	408/204
5,061,126 A	10/1991	Cain et al.	408/206
5,096,341 A	3/1992	Despres	408/68
5,171,111 A	12/1992	Kishimoto	408/67
5,205,685 A	4/1993	Herbert	408/204
5,226,762 A	7/1993	Ecker	408/204
5,352,071 A	10/1994	Cochran et al.	408/204
5,413,437 A	5/1995	Bristow	408/1 R
5,435,672 A	7/1995	Hall et al.	408/68
5,492,021 A	2/1996	Bourgeois et al.	73/864.45
5,651,646 A	7/1997	Banke et al.	408/204
5,658,102 A	8/1997	Gale	408/1 R
D391,974 S	3/1998	Brutscher	D15/139
D392,297 S	3/1998	Brutscher	D15/139
5,743,682 A	4/1998	Chaney, Sr.	408/79
5,803,677 A	9/1998	Brutscher et al.	408/204
5,803,678 A	9/1998	Korb et al.	408/206
5,816,752 A	10/1998	Benjamin	408/68
5,820,315 A	10/1998	Collard	408/80

(List continued on next page.)

(56) **References Cited**

U.S. PATENT DOCUMENTS

1,231,551 A	7/1917	Alexander	
3,648,508 A	3/1972	Hougen	72/325
3,672,785 A	6/1972	Byrne	408/206
3,758,221 A	9/1973	Meshulam	408/204
3,784,316 A	1/1974	Bittern	408/204
3,848,687 A	11/1974	Funakubo	175/394
3,880,546 A	4/1975	Segal	408/204
3,973,862 A *	8/1976	Segal	408/204
3,976,387 A	8/1976	Segal	408/204
4,072,441 A	2/1978	LaPointe	408/204
4,077,737 A	3/1978	Morse	408/206
4,148,593 A	4/1979	Clark	408/204
4,203,692 A	5/1980	Jensen	408/96
4,279,551 A	7/1981	Wilterding	408/67
4,422,811 A	12/1983	Ellison et al.	408/204
4,548,118 A	10/1985	Brosch	83/522
D282,369 S	1/1986	de Villiers	D15/139
4,579,486 A	4/1986	Damico	408/204
4,652,185 A	3/1987	Malrick	408/68
4,669,928 A	6/1987	Mediavilla	408/68
4,741,651 A	5/1988	Despres	408/209
4,755,087 A	7/1988	Parent	408/68
D303,118 S	8/1989	Cox	D15/139
5,007,777 A	4/1991	Itokazu	408/67
5,035,548 A	7/1991	Pidgeon	408/67

Primary Examiner—Antoine Duval Davis
(74) *Attorney, Agent, or Firm*—Larry R. Meenan

(57) **CLAIM**

The ornamental design for a hole saw, as shown.

DESCRIPTION

FIG. 1 is a side elevational view of a hole saw of the present design;

FIG. 2 is a top view of the hole saw of the present design;

FIG. 3 is a bottom view of the hole saw of the present design;

FIG. 4 is a side elevational view of the hole saw of the present design, taken from the left of FIG. 1;

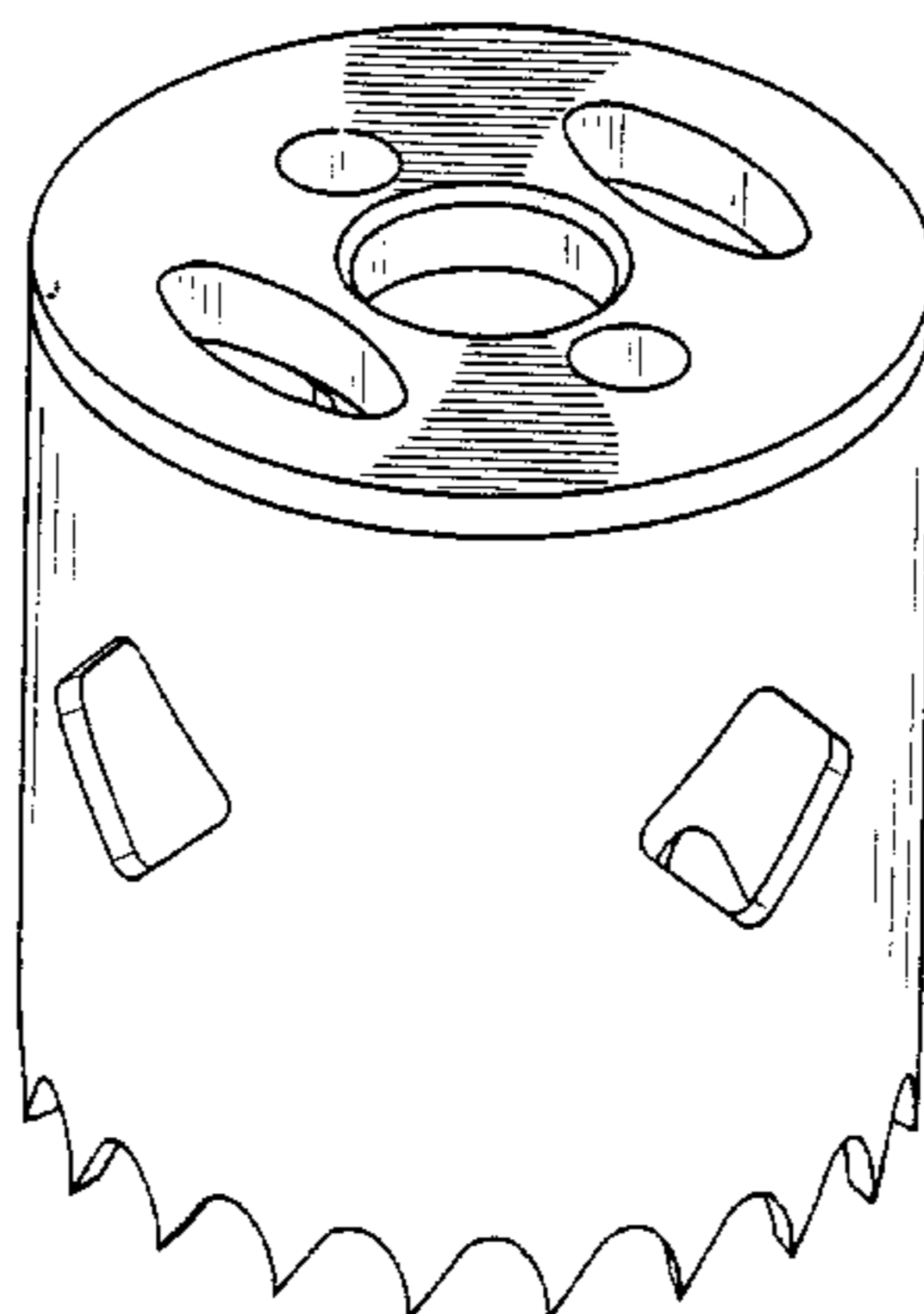
FIG. 5 is a side elevational view of the hole saw of the present design, taken from the right of FIG. 1;

FIG. 6 is a side elevational view of the hole saw of the present design, opposite side that shown in FIG. 1;

FIG. 7 is a perspective view of the hole saw of the present design; and,

FIG. 8 is a perspective view of the hole saw of the present design.

1 Claim, 2 Drawing Sheets



US D478,339 S

Page 2

U.S. PATENT DOCUMENTS

5,904,454 A	5/1999	Washer	408/67	6,378,629 B1	4/2002	Baird	175/75
5,934,845 A *	8/1999	Frey	408/204 X	6,409,436 B1	6/2002	Despres	408/68
6,065,909 A	5/2000	Cook	408/206	6,409,437 B1	6/2002	Metzger	408/80
D438,219 S	2/2001	Brutscher	D15/139	6,412,578 B1	7/2002	Baird	175/75
6,305,885 B1	10/2001	Linthicum	408/1 R	2002/0020562 A1	2/2002	Baird	175/78
6,341,925 B1 *	1/2002	Despres	408/204	2002/0037201 A1	3/2002	Despres	

* cited by examiner

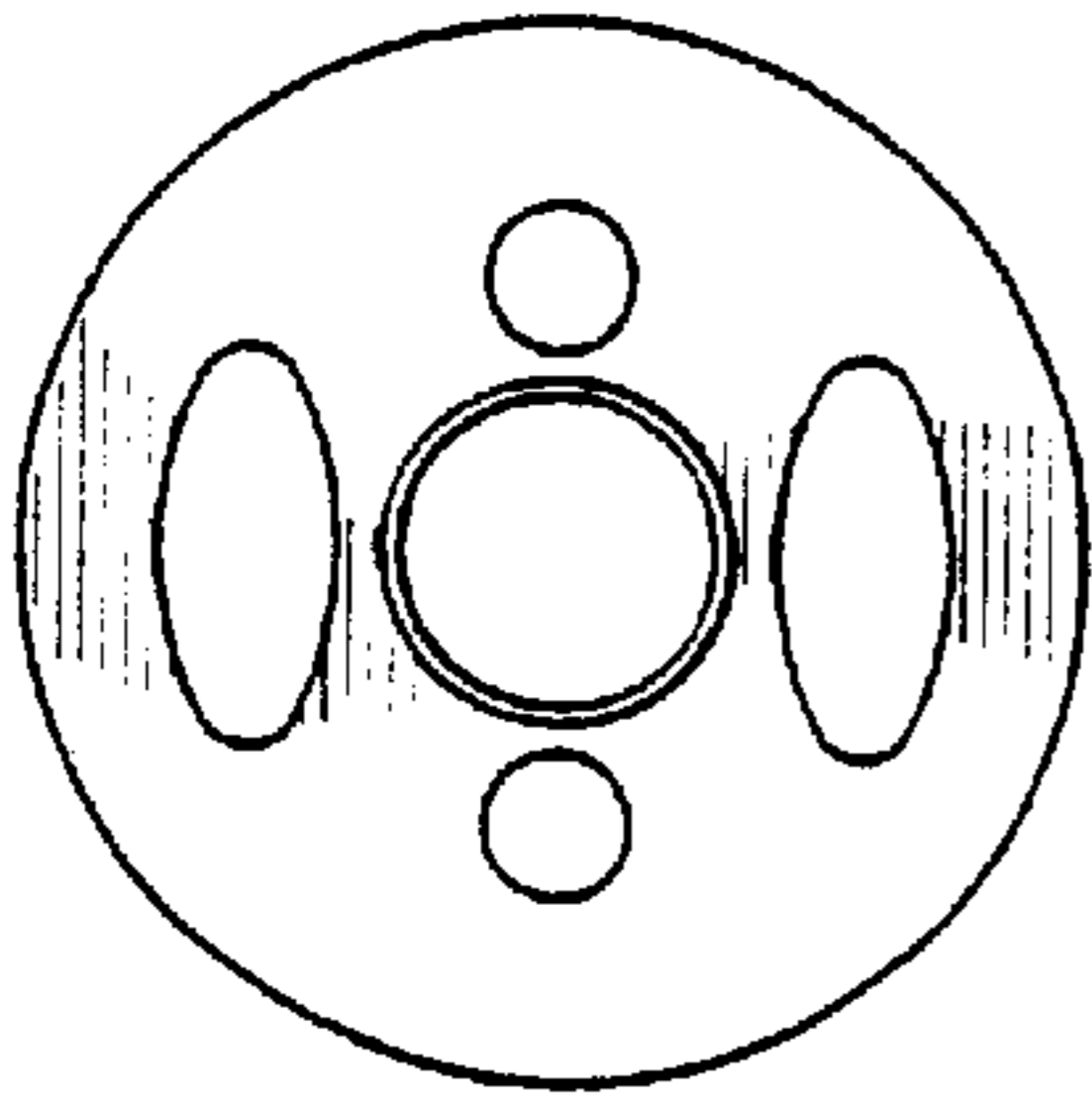


FIG. 2

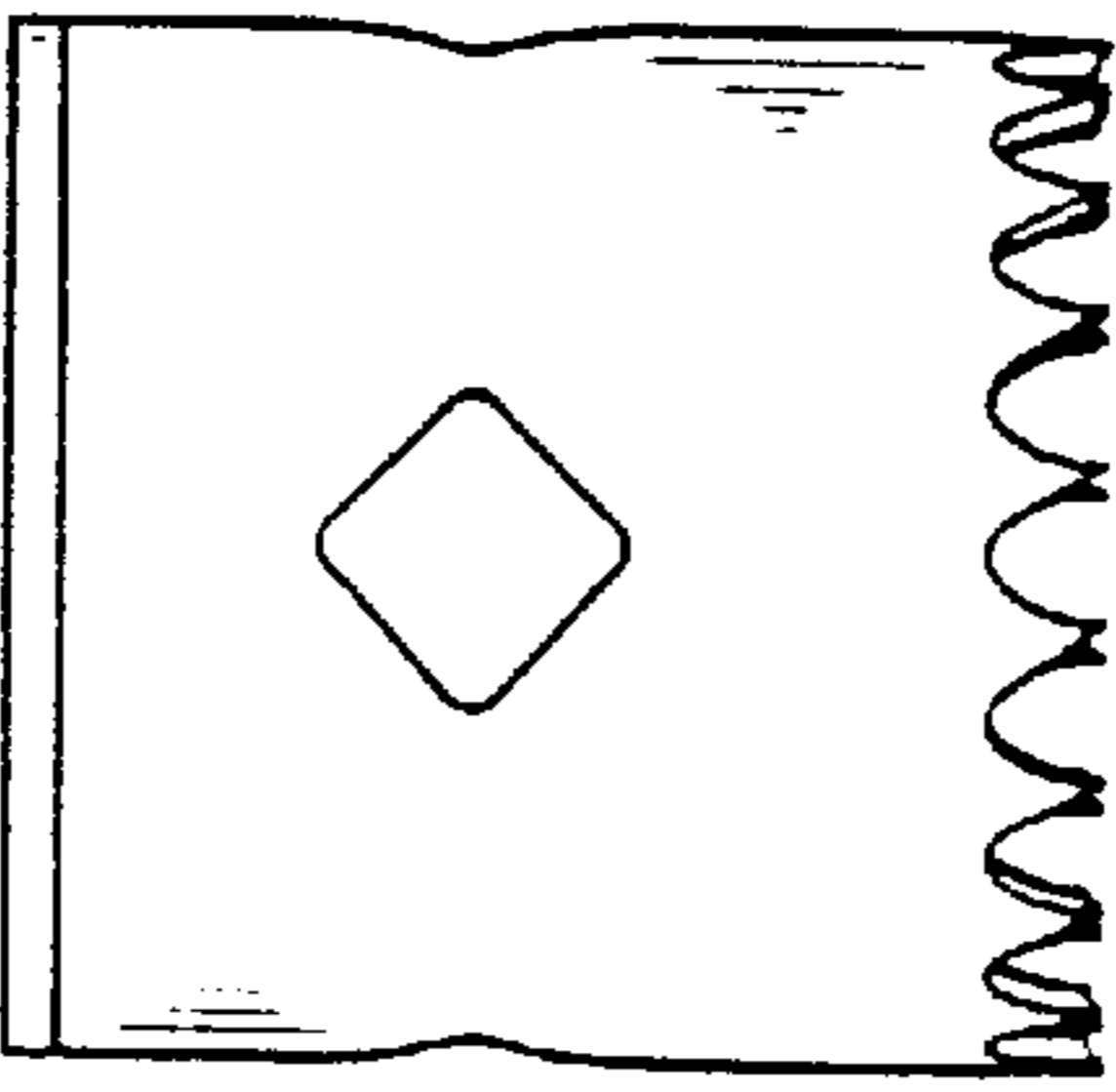


FIG. 4

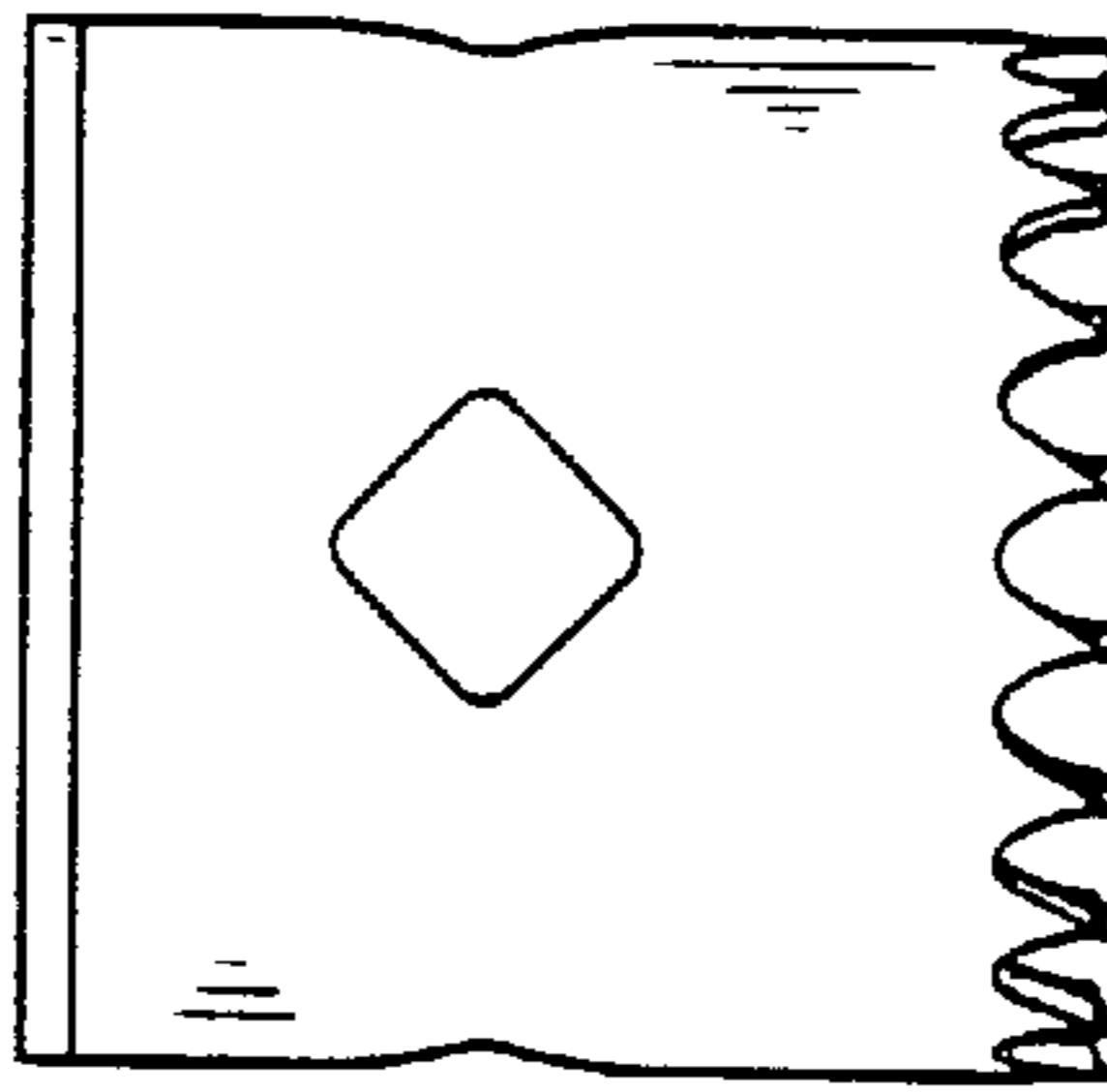


FIG. 1

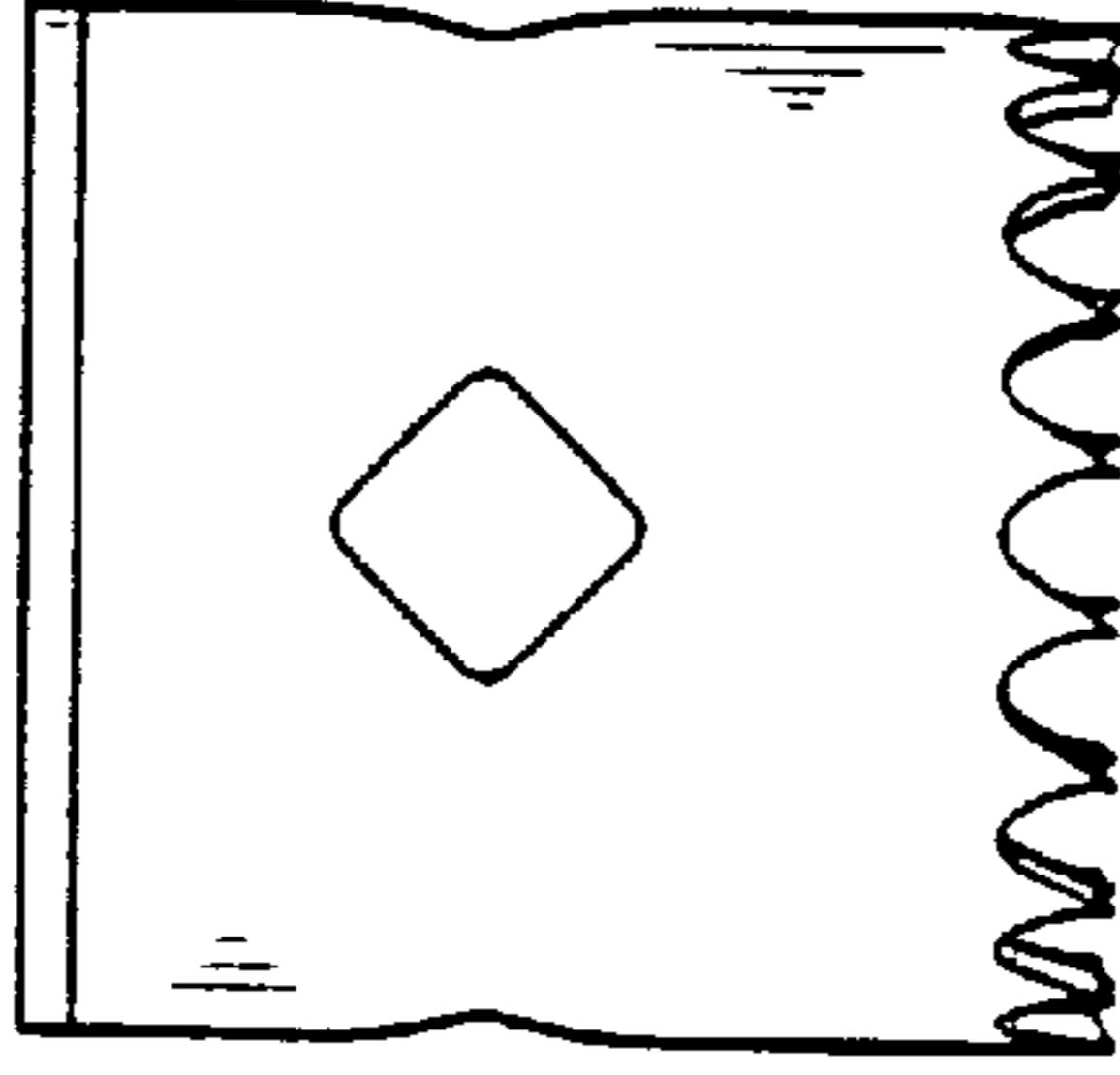


FIG. 5

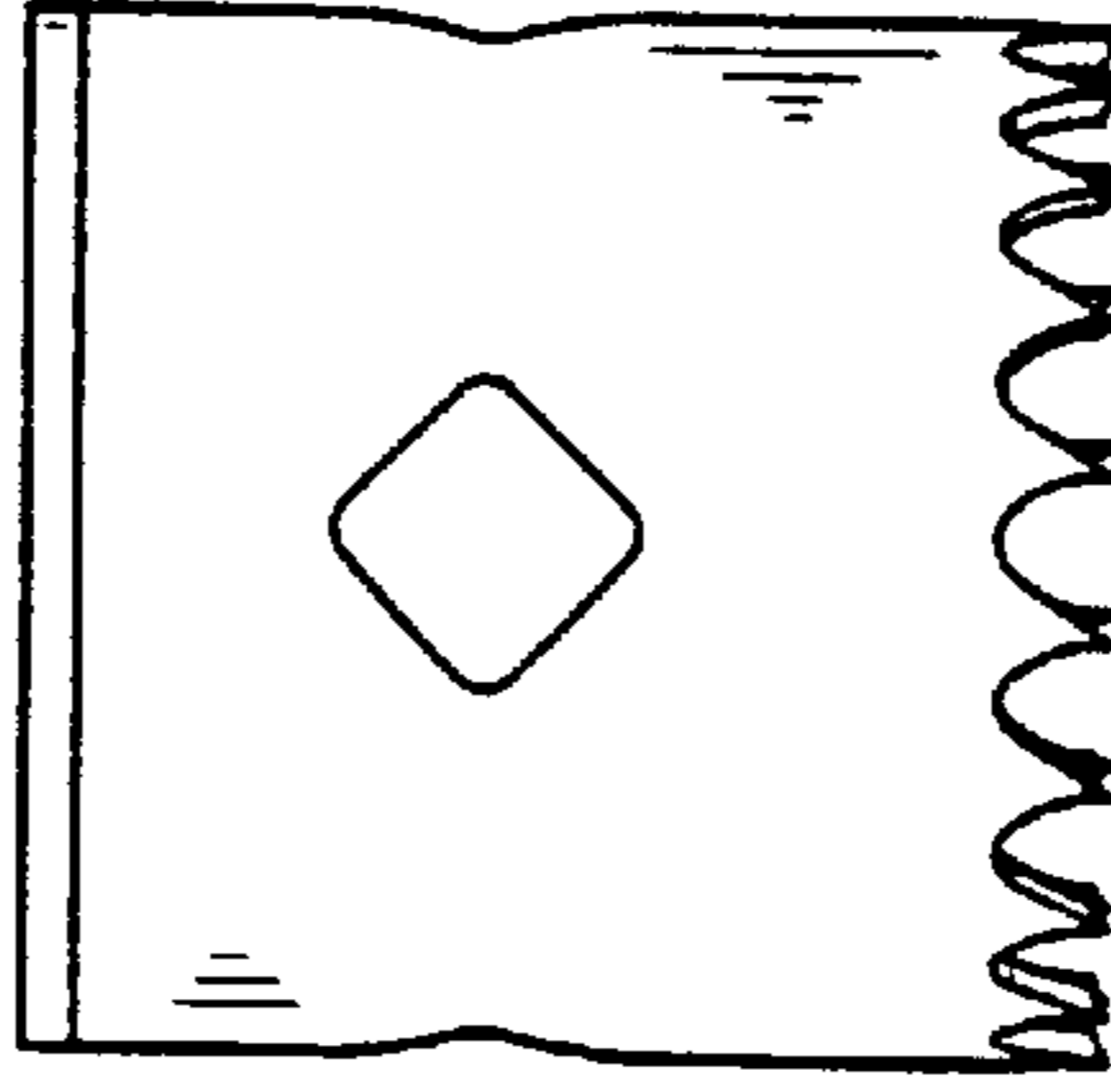


FIG. 6

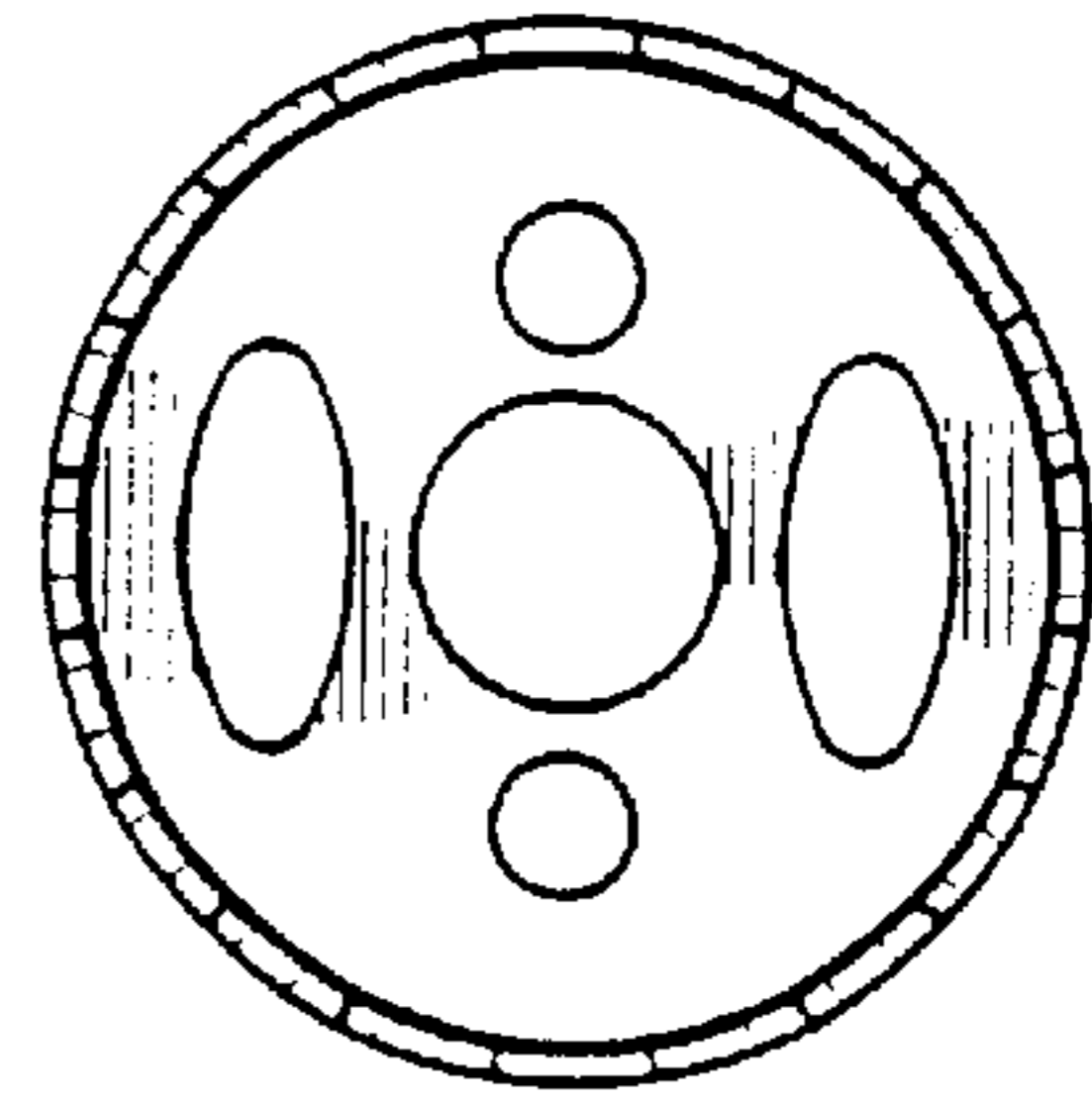


FIG. 3

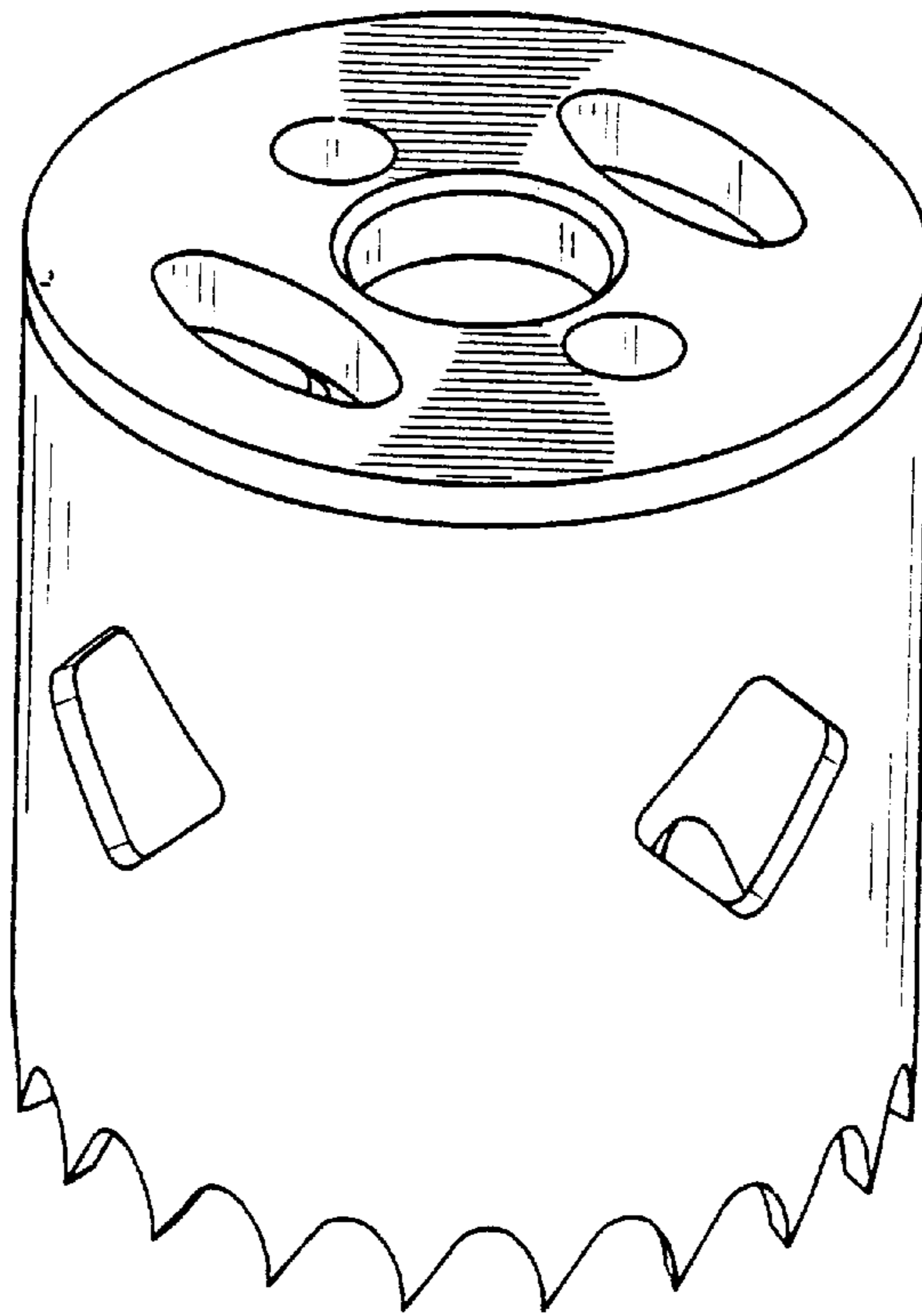


FIG. 7

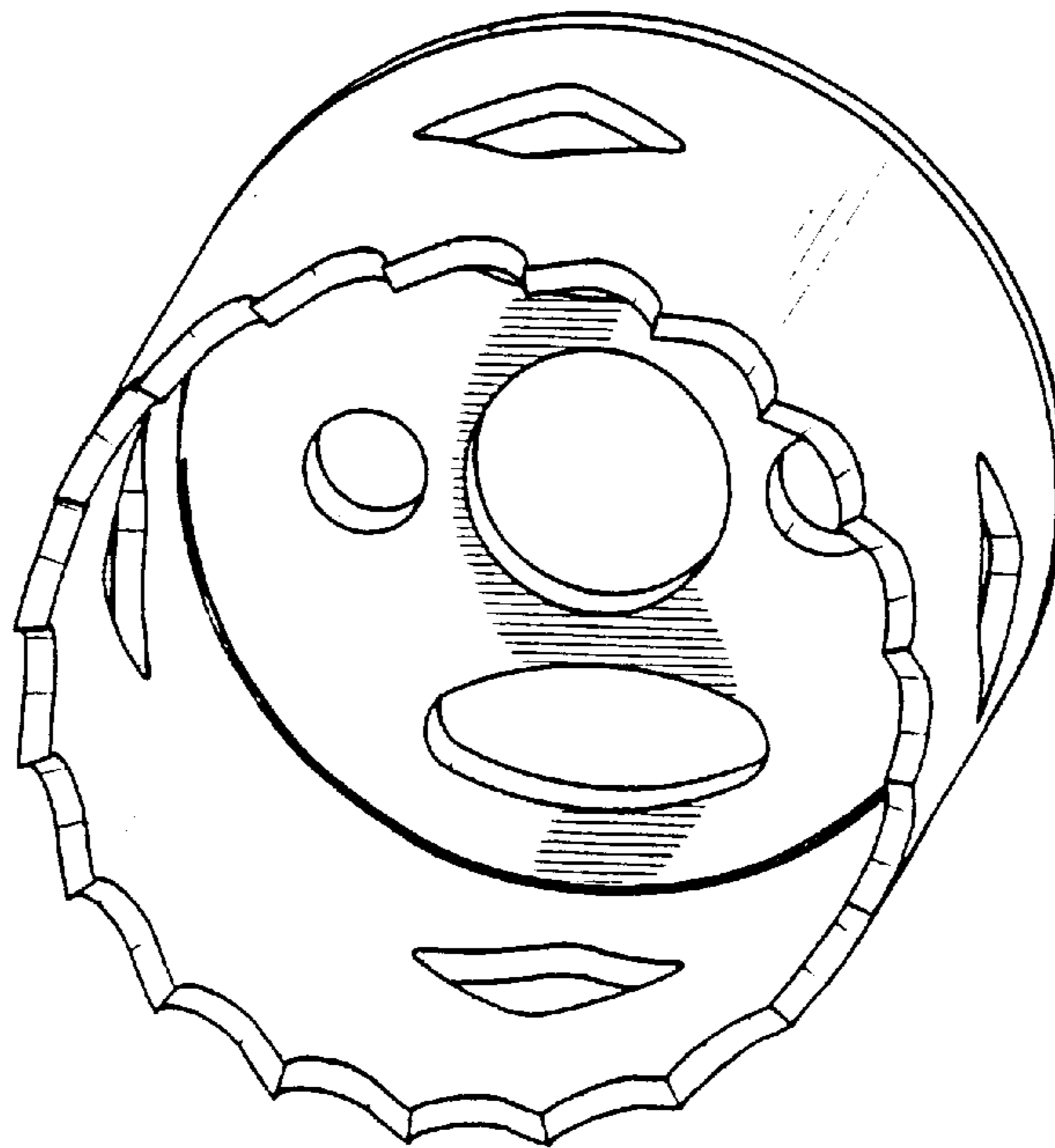


FIG. 8