



US00D478325S

(12) **United States Design Patent**
Berthold et al.

(10) **Patent No.:** **US D478,325 S**

(45) **Date of Patent:** **** Aug. 12, 2003**

(54) **MANUAL CALL POINT**

(75) Inventors: **Oliver Berthold**, Frankfurt am Main (DE); **Martin Mengler**, Frankfurt am Main (DE); **Thomas Goulet**, Erkrath (DE); **Waldemar Ollik**, Rheinberg (DE); **Klaus Schnitzler**, Duisburg (DE)

(73) Assignee: **esser-effeff alarm GmbH** (DE)

(**) Term: **14 Years**

(21) Appl. No.: **29/165,071**

(22) Filed: **Aug. 6, 2002**

(30) **Foreign Application Priority Data**

Feb. 7, 2002 (DE) 402 01 203

(51) **LOC (7) Cl.** **14-03**

(52) **U.S. Cl.** **D14/142**

(58) **Field of Search** D14/137, 158, D14/138, 218, 140, 142, 146, 245, 257, 144, 155, 159, 358, 243; 379/432, 435, 419, 434, 428.01–428.04, 420.01–420.04, 440, 453, 167.01–167.15, 171, 37, 40, 45, 51; 455/550–575, 90, 347, 350, 351; D21/517; D10/104, 106; 340/286.06, 287

(56) **References Cited**

U.S. PATENT DOCUMENTS

- 3,009,023 A * 11/1961 Ruth 379/37
- D212,229 S * 9/1968 Burlin et al. D14/142
- D222,120 S * 9/1971 Payne D14/142
- 3,707,607 A * 12/1972 Reddick 379/37
- 3,800,089 A * 3/1974 Reddick 379/453
- D233,319 S * 10/1974 Skarman D10/106
- 4,176,254 A * 11/1979 Tuttle et al. 379/45
- D273,952 S * 5/1984 Stansbury, Jr. et al. D14/245

- D283,130 S * 3/1986 Boenning D14/159
- D289,754 S * 5/1987 Koob D14/159
- D292,282 S * 10/1987 Richmond et al. D14/146
- 4,866,764 A * 9/1989 Barker, III 379/355.01
- D321,686 S * 11/1991 Plozner D14/159
- 5,086,463 A * 2/1992 Vesely et al. 379/453
- 5,363,436 A * 11/1994 McMonagle, Jr. et al. 379/355.01
- D358,153 S * 5/1995 Jackson D14/245
- D371,128 S * 6/1996 Ferris D14/146
- D391,878 S * 3/1998 Alleyne D10/104
- D414,128 S * 9/1999 Toyota D10/104
- 6,060,979 A * 5/2000 Eichsteadt 340/287
- D426,220 S * 6/2000 Sampson D14/142
- D438,186 S * 2/2001 Rodgers et al. D14/142

* cited by examiner

Primary Examiner—Jeffrey Asch

(74) *Attorney, Agent, or Firm*—Edell, Shapiro & Finnann, LLC

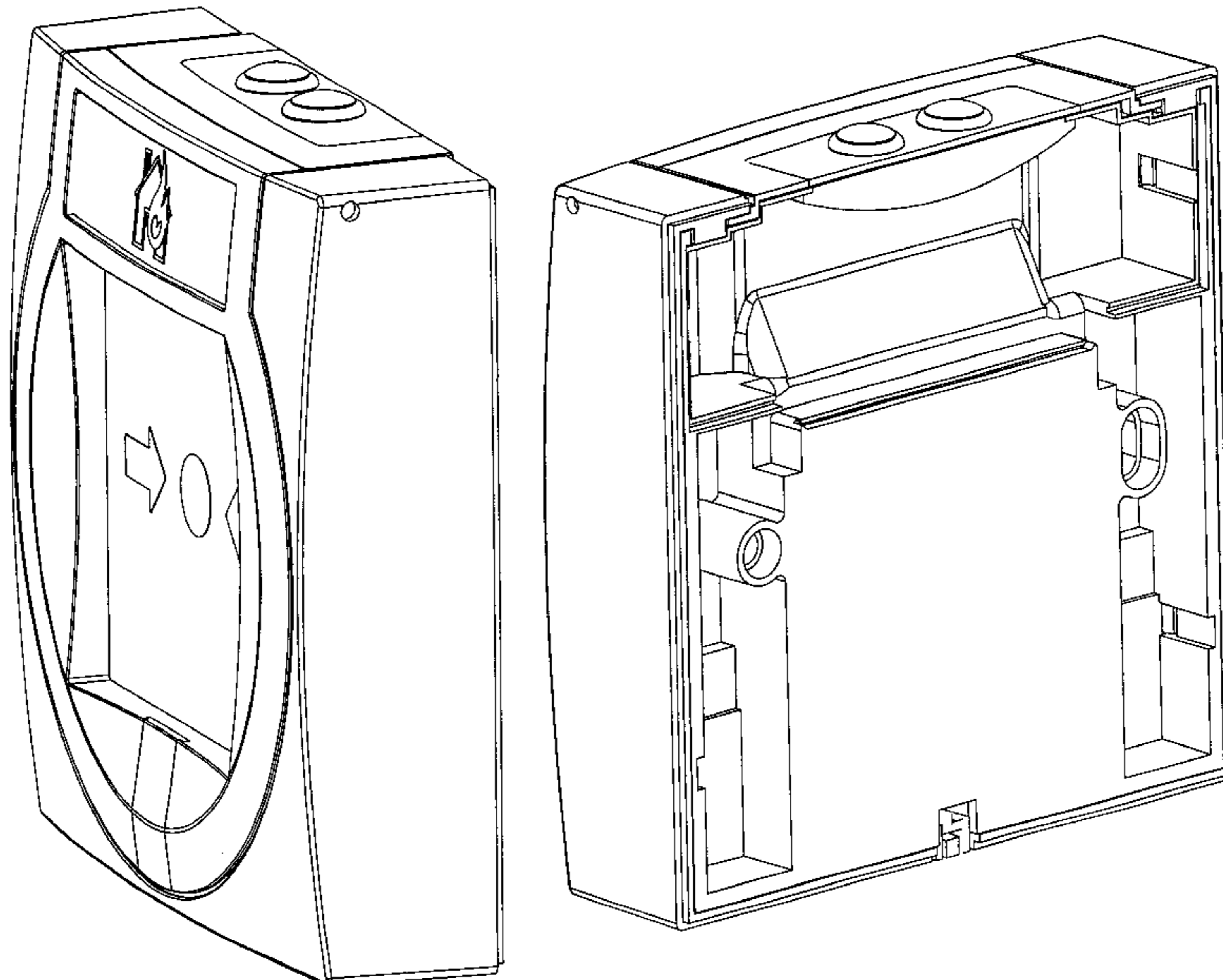
(57) **CLAIM**

The ornamental design for a manual call point, as shown and described.

DESCRIPTION

FIG. 1 is a right front perspective view from above showing our new design;
 FIG. 2 is left front perspective view from above thereof;
 FIG. 3 is right front perspective view from below thereof;
 FIG. 4 is rear perspective view thereof;
 FIG. 5 is a front view in elevation thereof;
 FIG. 6 is a rear view in elevation thereof;
 FIG. 7 is a right side view in elevation thereof;
 FIG. 8 is a left side view in elevation thereof;
 FIG. 9 is a top view in plan thereof; and,
 FIG. 10 is a bottom view in plan thereof.

1 Claim, 5 Drawing Sheets



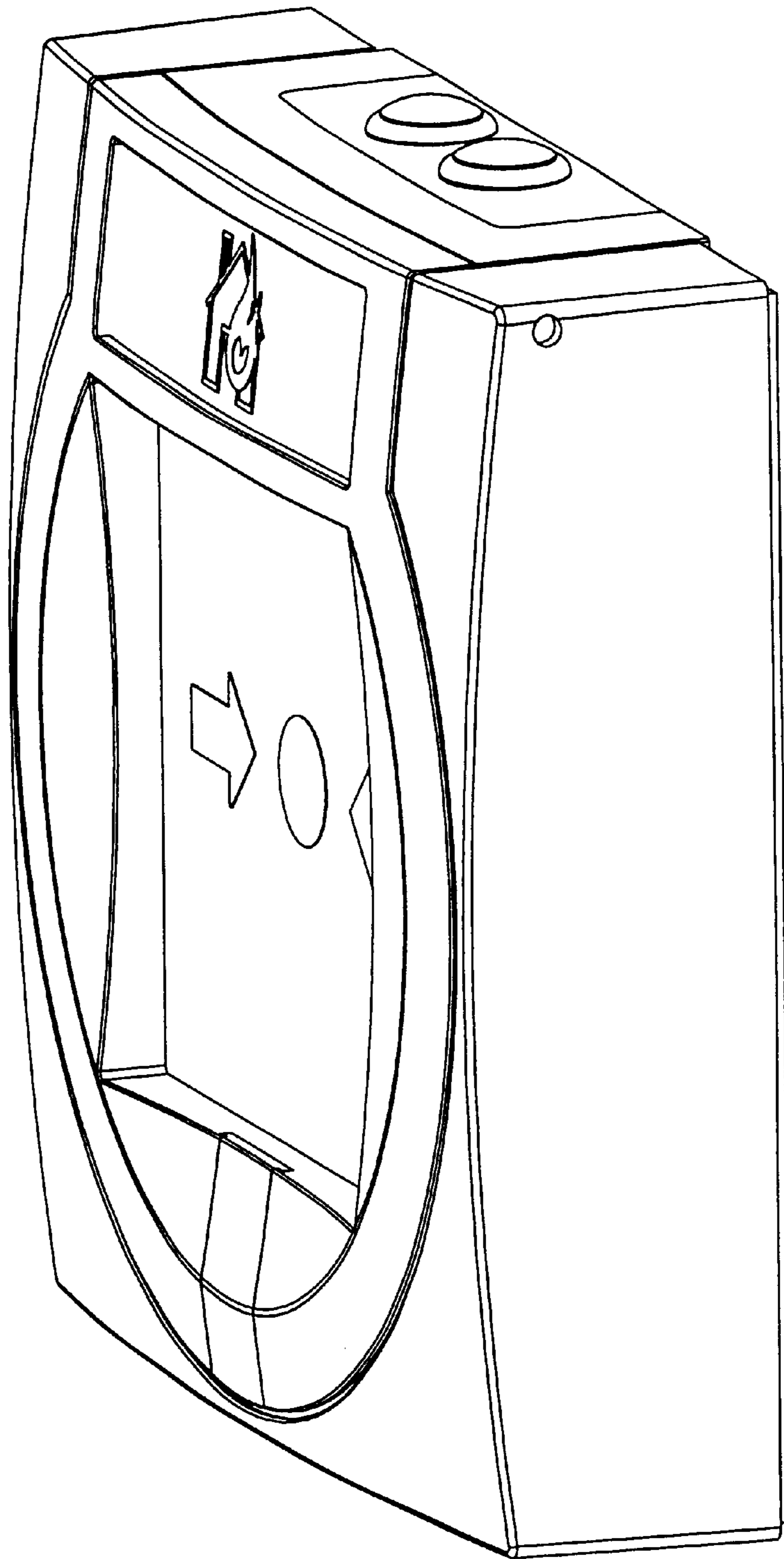


FIG. 1

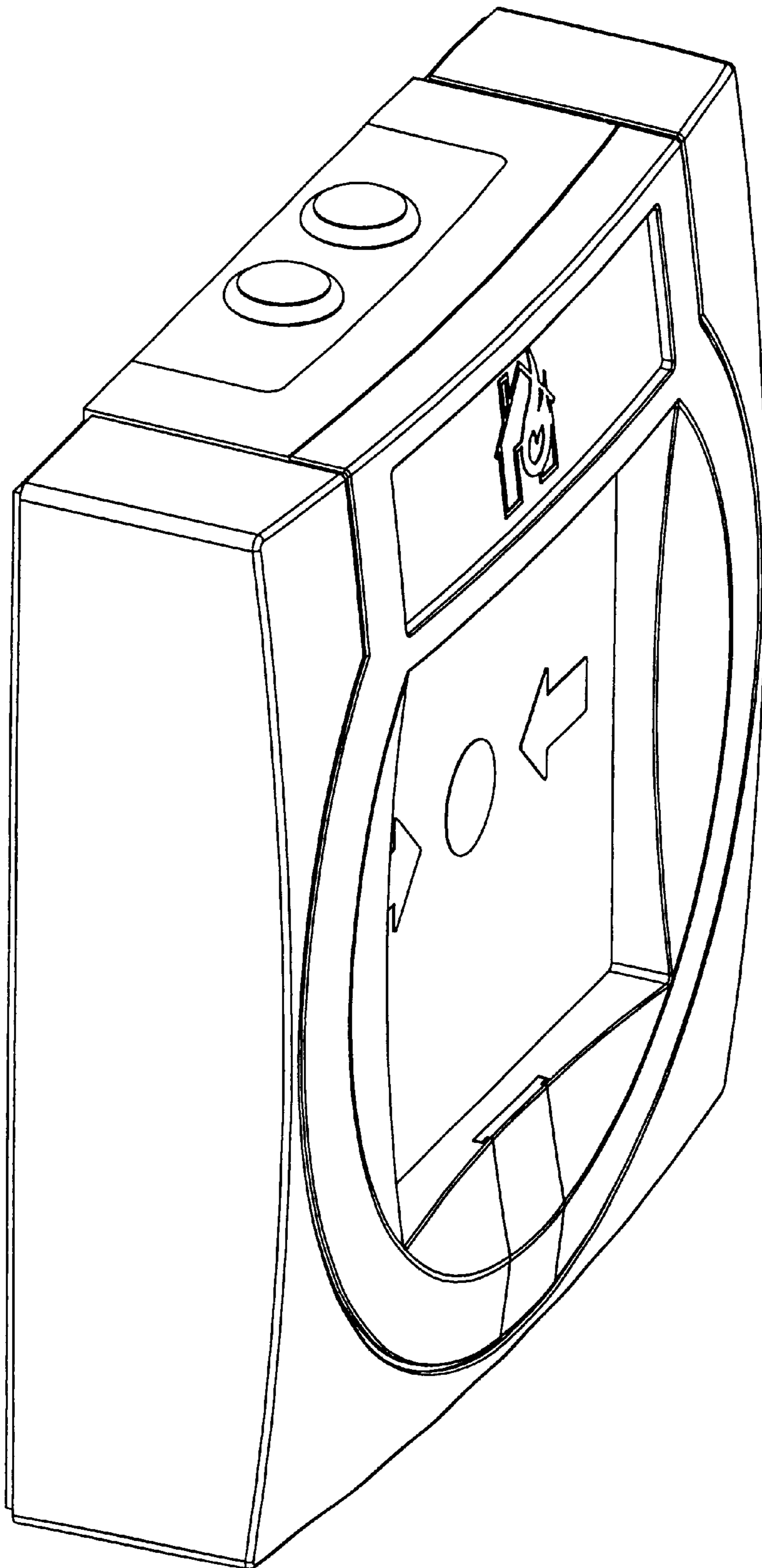


FIG.2




FIG.3

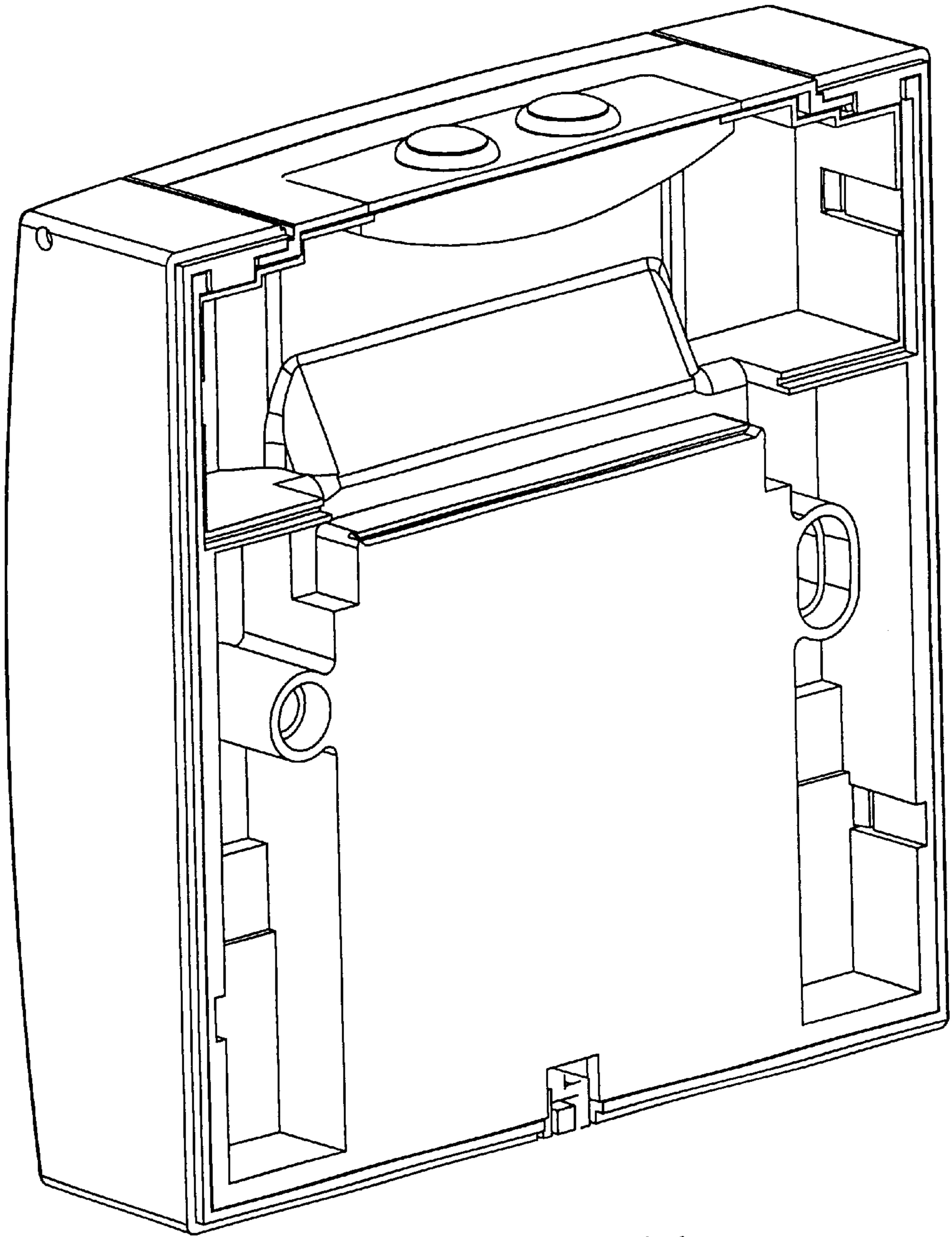


FIG.4




FIG. 10




FIG. 8

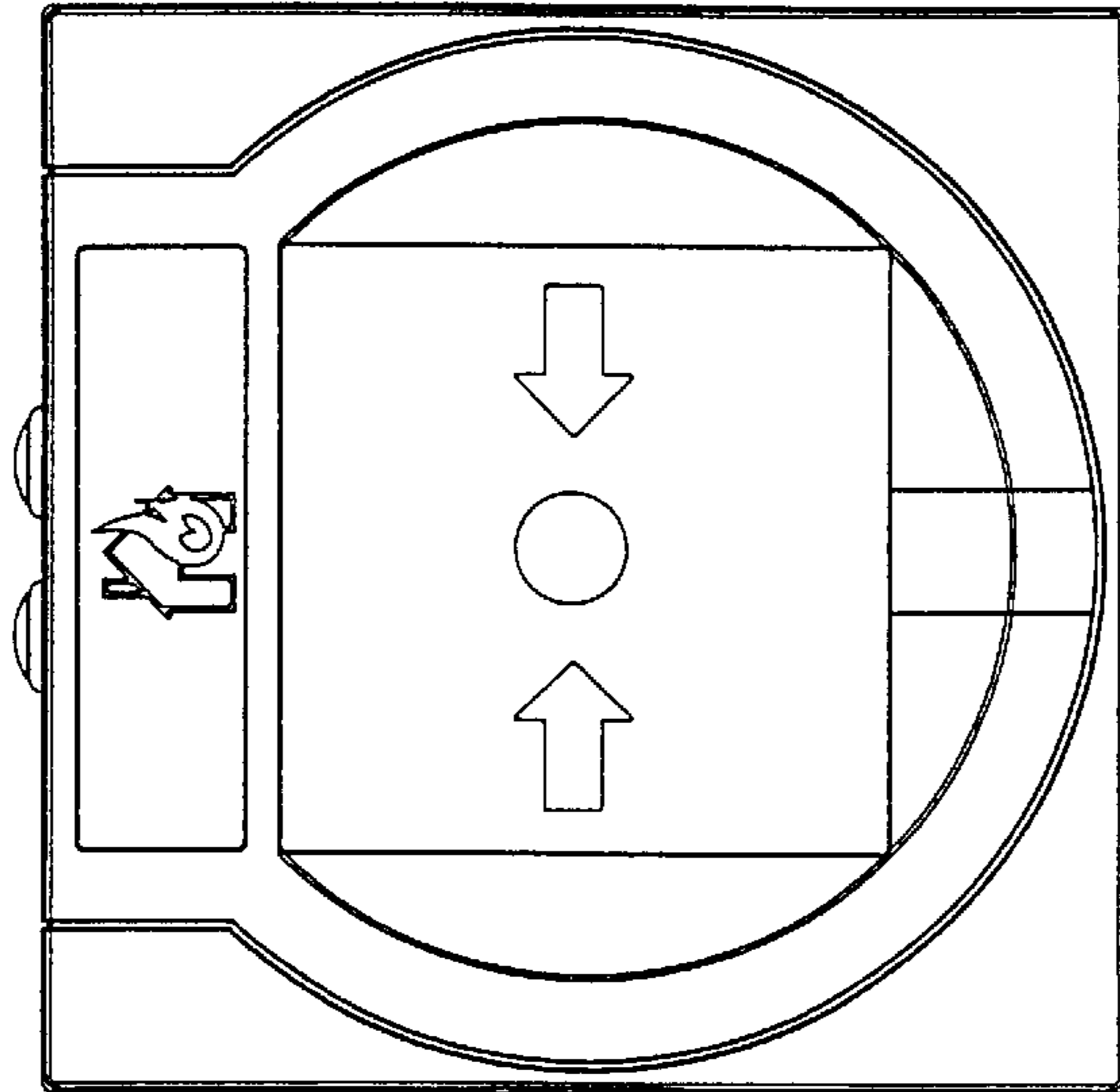


FIG. 5




FIG. 7

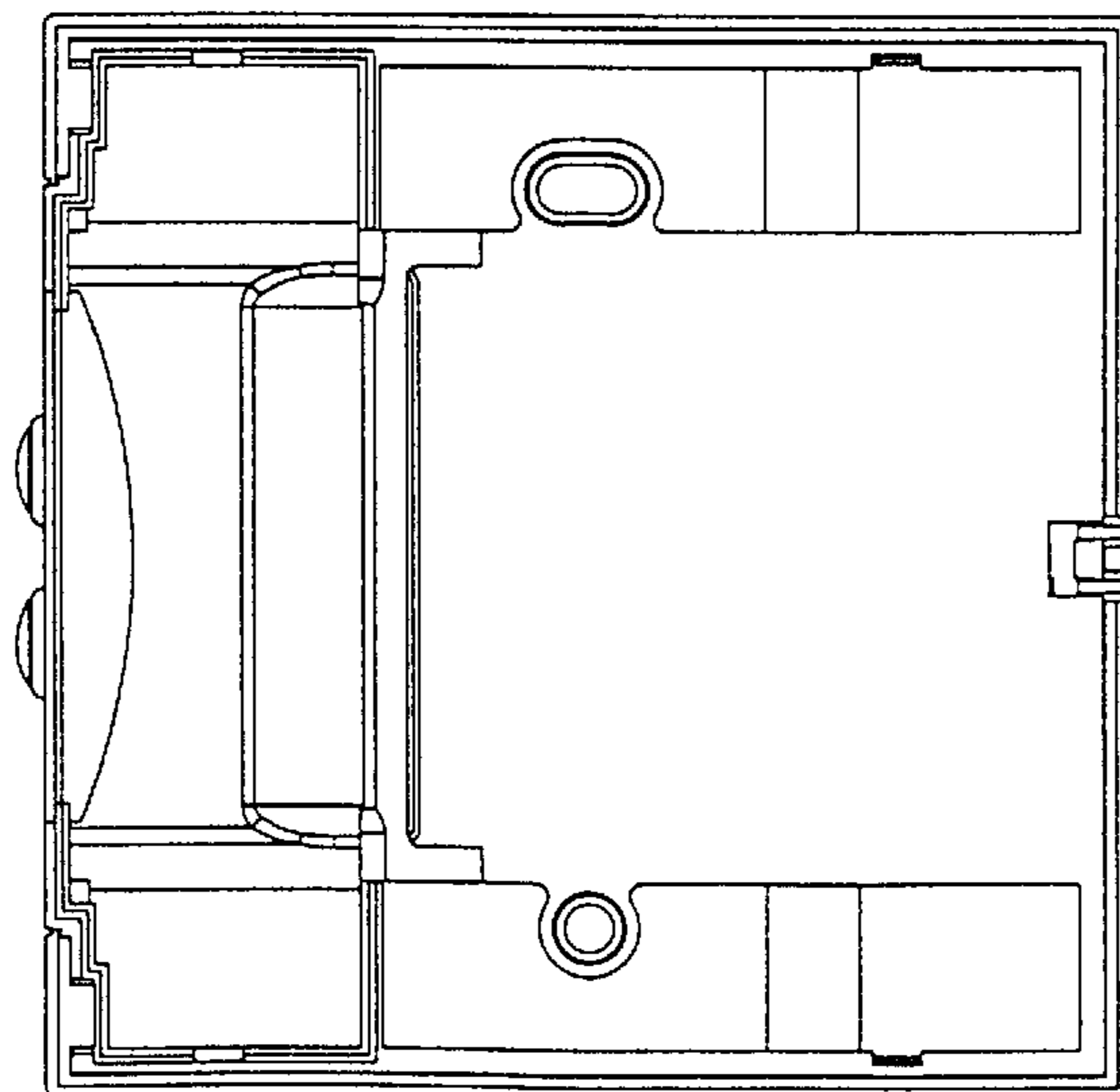


FIG. 6

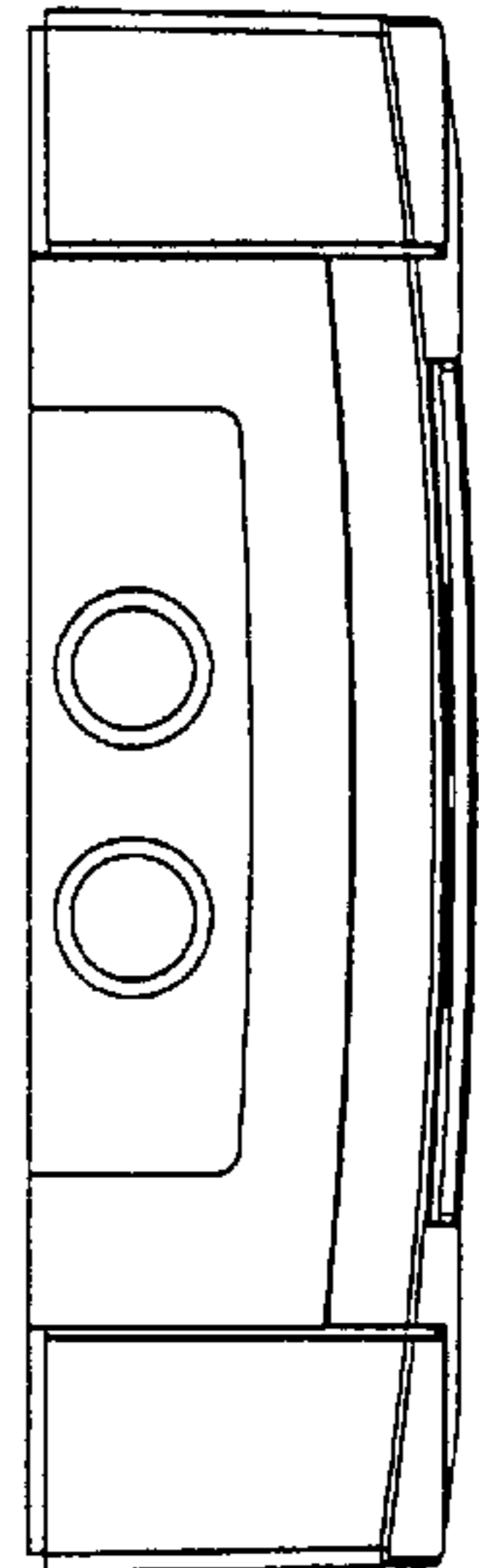


FIG. 9