



US00D478311S

(12) **United States Design Patent**
Yaguchi et al.

(10) **Patent No.:** **US D478,311 S**

(45) **Date of Patent:** **** Aug. 12, 2003**

(54) **ENGINE GENERATOR**

(75) Inventors: **Tadahiro Yaguchi, Wako (JP);**
Toshiaki Takizawa, Wako (JP)

(73) Assignee: **Honda Giken Kogyo Kabushiki**
Kaisha, Tokyo (JP)

(**) Term: **14 Years**

(21) Appl. No.: **29/164,194**

(22) Filed: **Jul. 22, 2002**

(30) **Foreign Application Priority Data**

Jan. 22, 2002 (JP) 2002-001324

(51) **LOC (7) Cl.** **13-02**

(52) **U.S. Cl.** **D13/114**

(58) **Field of Search** D13/114, 116;
290/1 A, 1 B

(56) **References Cited**

U.S. PATENT DOCUMENTS

D282,734 S * 2/1986 Shibuya D13/114
4,595,841 A * 6/1986 Yaguchi 290/1 A

D293,904 S * 1/1988 Murakami et al. D13/116
D441,714 S * 5/2001 Yuzuriha D13/116
6,331,740 B1 * 12/2001 Morohoshi et al. 290/1 A

* cited by examiner

Primary Examiner—Holly Baynham

(74) *Attorney, Agent, or Firm*—Arent Fox Kintner Plotkin
& Kahn, PLLC

(57) **CLAIM**

The ornamental design for an engine generator, as shown
and described.

DESCRIPTION

FIG. 1 is a front view of an engine generator showing my
new design.

FIG. 2 is a rear view thereof.

FIG. 3 is a plan view thereof.

FIG. 4 is a bottom view thereof.

FIG. 5 is a right side view thereof.

FIG. 6 is a left side view thereof.

FIG. 7 is a right front perspective view thereof; and,

FIG. 8 is a left front perspective view thereof.

1 Claim, 4 Drawing Sheets




FIG.1




FIG.2




FIG.3




FIG.4




FIG.5




FIG.6




FIG.7




FIG.8

