



US00D478306S

(12) **United States Design Patent**
Brown et al.

(10) **Patent No.: US D478,306 S**

(45) **Date of Patent: ** Aug. 12, 2003**

(54) **VEHICULAR WHEEL**

(75) **Inventors: Larry P. Brown, Altadena, CA (US);
Frederick D. Brown, Jr., Los Angeles,
CA (US)**

(73) **Assignee: Arelli Alloy Wheels, Inc., Los Angeles,
CA (US)**

(**) **Term: 14 Years**

(21) **Appl. No.: 29/159,619**

(22) **Filed: Apr. 24, 2002**

(51) **LOC (7) Cl. 12-16**

(52) **U.S. Cl. D12/211**

(58) **Field of Search D12/204-211;
301/37.101, 64.101, 65**

(56) **References Cited**

U.S. PATENT DOCUMENTS

D361,976 S	*	9/1995	Echazabal et al.	D12/211
D383,429 S	*	9/1997	Muzzarelli et al.	D12/211
D412,149 S	*	7/1999	Corioni	D12/211
D444,118 S	*	6/2001	Chung	D12/211

D448,714 S	*	10/2001	Pusdesris et al.	D12/211
D451,466 S	*	12/2001	Fujii	D12/211
D456,335 S	*	4/2002	Chung	D12/211
D458,208 S	*	6/2002	Hartl	D12/211
D459,690 S	*	7/2002	Bintoro	D12/211
D459,692 S	*	7/2002	Vian	D12/211
D460,036 S	*	7/2002	Yajima	D12/211
D460,941 S	*	7/2002	Muzzarelli	D12/211
D461,153 S	*	8/2002	Koyama	D12/209
D461,757 S	*	8/2002	Taneoka	D12/211
D462,929 S	*	9/2002	Vian	D12/209

* cited by examiner

Primary Examiner—Stacia Cadmus

(74) *Attorney, Agent, or Firm*—Jones Day


(57) **CLAIM**

The ornamental design for a vehicular wheel, as shown and described.

DESCRIPTION

FIG. 1 is perspective view of a vehicular wheel, showing our new design; and,
FIG. 2 is a front view thereof.

1 Claim, 1 Drawing Sheet






Fig. 1




Fig. 2