



US00D478305S

(12) **United States Design Patent**
Kern

(10) **Patent No.:** **US D478,305 S**

(45) **Date of Patent:** **** Aug. 12, 2003**

- (54) **WHEEL**
- (75) Inventor: **Steven J. Kern**, Palatine, IL (US)
- (73) Assignee: **GB Automotive Products, Inc.**,
Hawthorne, CA (US)
- (**) Term: **14 Years**
- (21) Appl. No.: **29/166,881**
- (22) Filed: **Sep. 5, 2002**
- (51) **LOC (7) Cl.** **12-16**
- (52) **U.S. Cl.** **D12/209**
- (58) **Field of Search** D12/204-211;
301/37.101, 64.101, 65

(56) **References Cited**

U.S. PATENT DOCUMENTS

D204,669 S	5/1966	Goodwin	D14/30
D207,001 S	2/1967	Fenton	D14/30
D208,542 S	9/1967	Halibrand	D14/30
D216,507 S	1/1970	Whitney	D14/30
D236,975 S	9/1975	May et al.	D12/209
D258,503 S	3/1981	Semple	D12/211
D347,203 S	5/1994	Buyze et al.	D12/211
D367,460 S	2/1996	Chung	D12/209
D368,464 S	* 4/1996	Morley et al.	D12/209
D381,618 S	7/1997	Suprihanto	D12/209
D386,461 S	11/1997	Neeper	D12/209
D392,611 S	3/1998	Echazabal et al.	D12/211
D403,644 S	1/1999	Elbertse et al.	D12/209
D407,055 S	* 3/1999	Kelley	D12/209
D409,552 S	5/1999	Chung	D12/211
D409,553 S	5/1999	Neeper	D12/211
D416,532 S	11/1999	Cullen	D12/209
D420,967 S	* 2/2000	Sacco et al.	D12/209
D421,417 S	3/2000	Weidhase	D12/209
D422,257 S	4/2000	Pruden	D12/209
D428,378 S	7/2000	Lee	D12/209
D431,514 S	10/2000	Cullen	D12/209
D431,517 S	10/2000	Donikoglu	D12/209
D432,481 S	10/2000	Brown	D12/209
D432,484 S	* 10/2000	Chung	D12/211

D432,972 S	10/2000	Chung	D12/209
D433,658 S	11/2000	Donikoglu	D12/209
D435,823 S	1/2001	Fitzgerald	D12/211
D436,569 S	1/2001	Brown et al.	D12/209
D436,570 S	1/2001	Lee	D12/209
D438,834 S	3/2001	Ong	D12/211
D444,439 S	7/2001	Cullen	D12/211
D445,082 S	7/2001	Chung	D12/211
D445,083 S	7/2001	Chung	D12/211
D445,752 S	7/2001	Lee	D12/211
D446,180 S	8/2001	Sulahian et al.	D12/211
D446,493 S	8/2001	Sulahian et al.	D12/211
D447,993 S	9/2001	Neeper	D12/211
D448,712 S	10/2001	Laengerer	D12/209
D449,811 S	10/2001	Fitzgerald	D12/211
D450,026 S	11/2001	Donikoglu	D12/209
D450,650 S	11/2001	Cinibulk	D12/211
D451,066 S	* 11/2001	Pfeiffer et al.	D12/211
D451,463 S	12/2001	Murkett et al.	D12/209
D452,209 S	12/2001	Chung	D12/209
D453,492 S	2/2002	Laengerer	D12/209
D455,697 S	* 4/2002	Chung	D12/209
D460,033 S	* 7/2002	Elbertse	D12/209
D461,439 S	* 8/2002	Hodges	D12/209
D464,306 S	* 10/2002	Chung	D12/209
D464,308 S	* 10/2002	Chung	D12/209

* cited by examiner

Primary Examiner—Stacia Cadmus

(74) *Attorney, Agent, or Firm*—Stetina Brunda Garred & Brucker


(57) **CLAIM**

The ornamental design for a wheel, as shown and described.

DESCRIPTION

FIG. 1 is a front perspective view of the wheel showing my new design;
 FIG. 2 is a front elevational view of the wheel showing my new design; and,
 FIG. 3 is a side elevational view thereof, it being understood that the opposite side is a mirror image thereof.

1 Claim, 2 Drawing Sheets



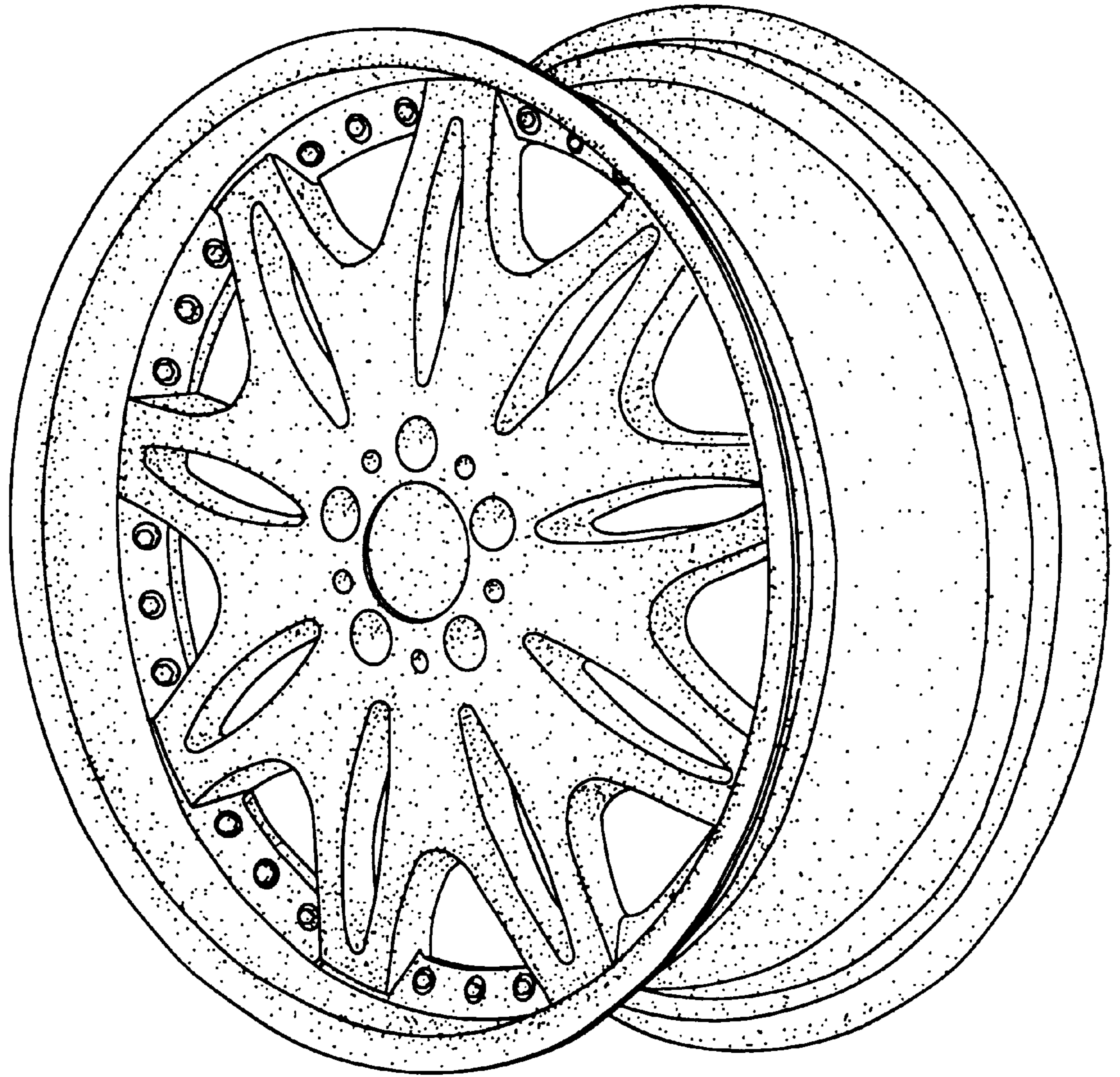


Fig. 1




Fig. 2




Fig. 3