



US00D478297S

(12) **United States Design Patent**  
**Cadotte et al.**

(10) **Patent No.:** **US D478,297 S**

(45) **Date of Patent:** **\*\* Aug. 12, 2003**

(54) **CONSOLE FAIRING FOR A SNOWMOBILE**

(75) Inventors: **Germain Cadotte**, St-Elie d'Orford (CA); **Bruno Girouard**, Montreal (CA); **Emmanuel Rius**, Maison Laffitte (FR)

(73) Assignee: **Bombardier Inc.**, Valcourt (CA)

(\*\*) Term: **14 Years**

(21) Appl. No.: **29/160,855**

(22) Filed: **May 20, 2002**

**Related U.S. Application Data**

(63) Continuation-in-part of application No. 29/139,885, filed on Apr. 9, 2001.

(51) **LOC (7) Cl.** ..... **12-13**

(52) **U.S. Cl.** ..... **D12/7; D12/192**

(58) **Field of Search** ..... D12/7, 192, 195, D12/400; 180/182, 186, 190, 193-94; 280/845; D21/533

(56) **References Cited**

**U.S. PATENT DOCUMENTS**

D99,975 S	*	6/1936	Heuer	.....	D10/102
D228,754 S		10/1973	Mango	.....	D12/7
D239,164 S		3/1976	Smith et al.	.....	D12/7
D264,830 S		6/1982	Ishiyama	.....	D12/7
D273,185 S		3/1984	Ishiyama	.....	D12/7
D278,892 S		5/1985	Kobayashi	.....	D12/7
D314,535 S		2/1991	Matsue	.....	D12/7
5,205,449 A	*	4/1993	Davies	.....	224/152

D342,044 S		12/1993	Hornai	.....	D12/7
D412,146 S	*	7/1999	Sacco et al.	.....	D12/192
D438,821 S		3/2001	Cadotte et al.	.....	D12/7
D440,925 S	*	4/2001	Pfeiffer	.....	D12/192
6,234,263 B1		5/2001	Boivin et al.	.....	180/184
6,234,286 B1		5/2001	Feldberg	.....	188/379
D466,062 S	*	11/2002	Tsay et al.	.....	D12/192

\* cited by examiner

*Primary Examiner*—Nelson C. Holtje

(74) *Attorney, Agent, or Firm*—Pillsbury Winthrop LLP

(57) **CLAIM**

The ornamental design for a console fairing for a snowmobile, as shown and described.

**DESCRIPTION**

FIG. 1 is a perspective illustration, from the rear and left side, of a console fairing for a snowmobile according to our design;

FIG. 2 is a front view thereof;

FIG. 3 is a rear view thereof;

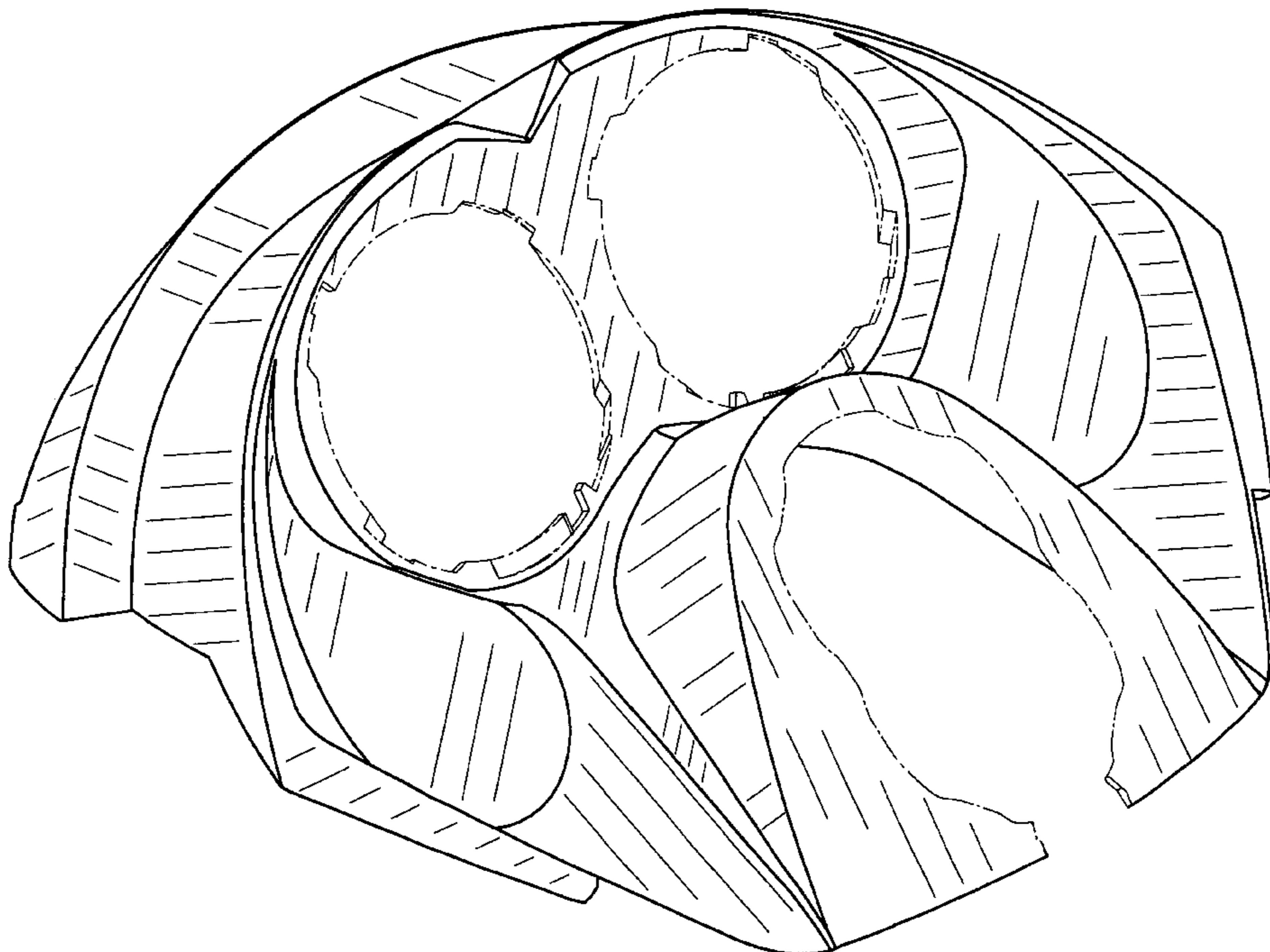
FIG. 4 is a top view thereof; and,

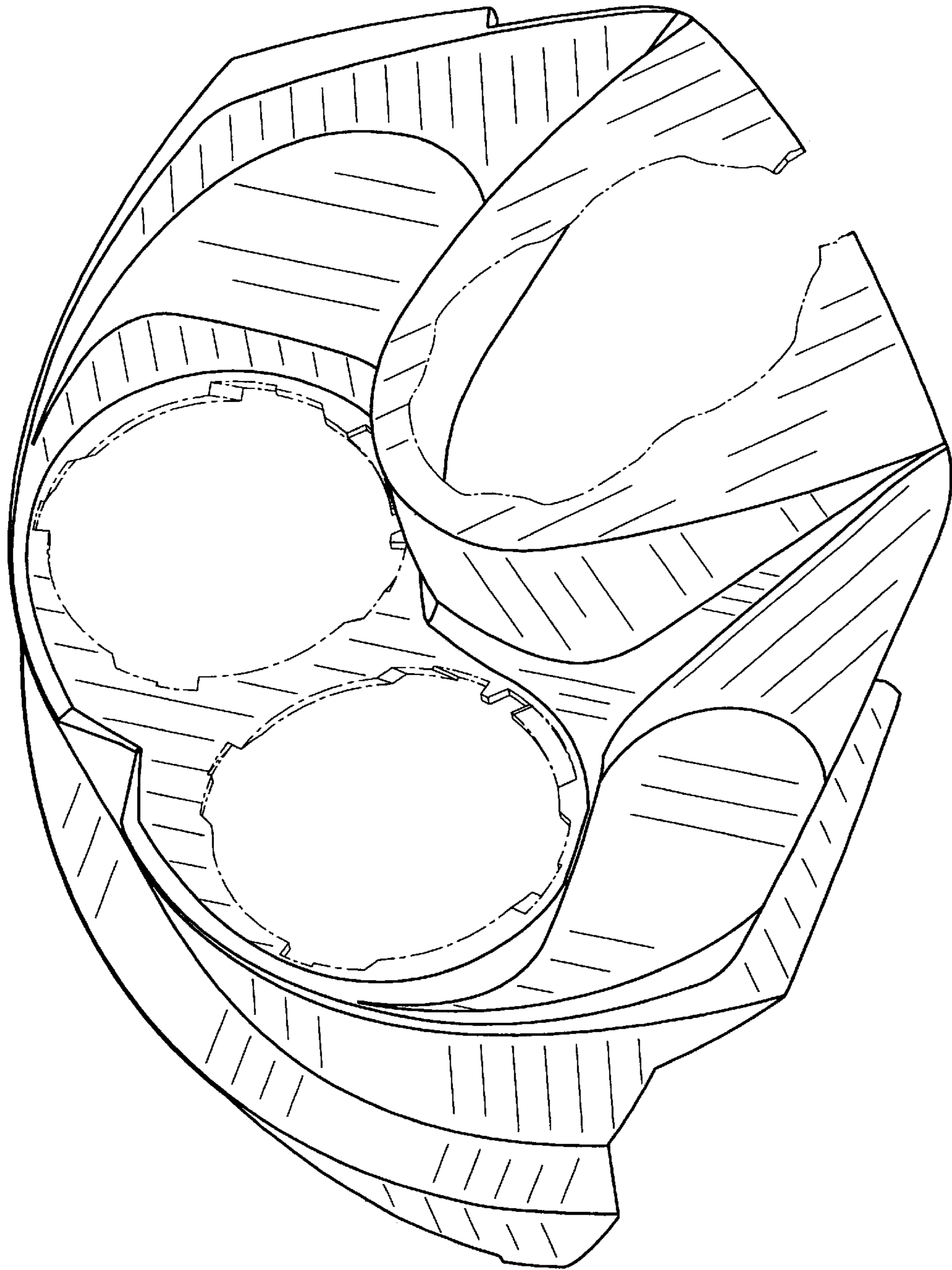
FIG. 5 is a left side view thereof, the right side view being a mirror image.

Throughout the various figures of the drawings, certain views are not provided. The omission of a particular view is intended to convey that the element(s) is/are plain and unornamented in that omitted view.

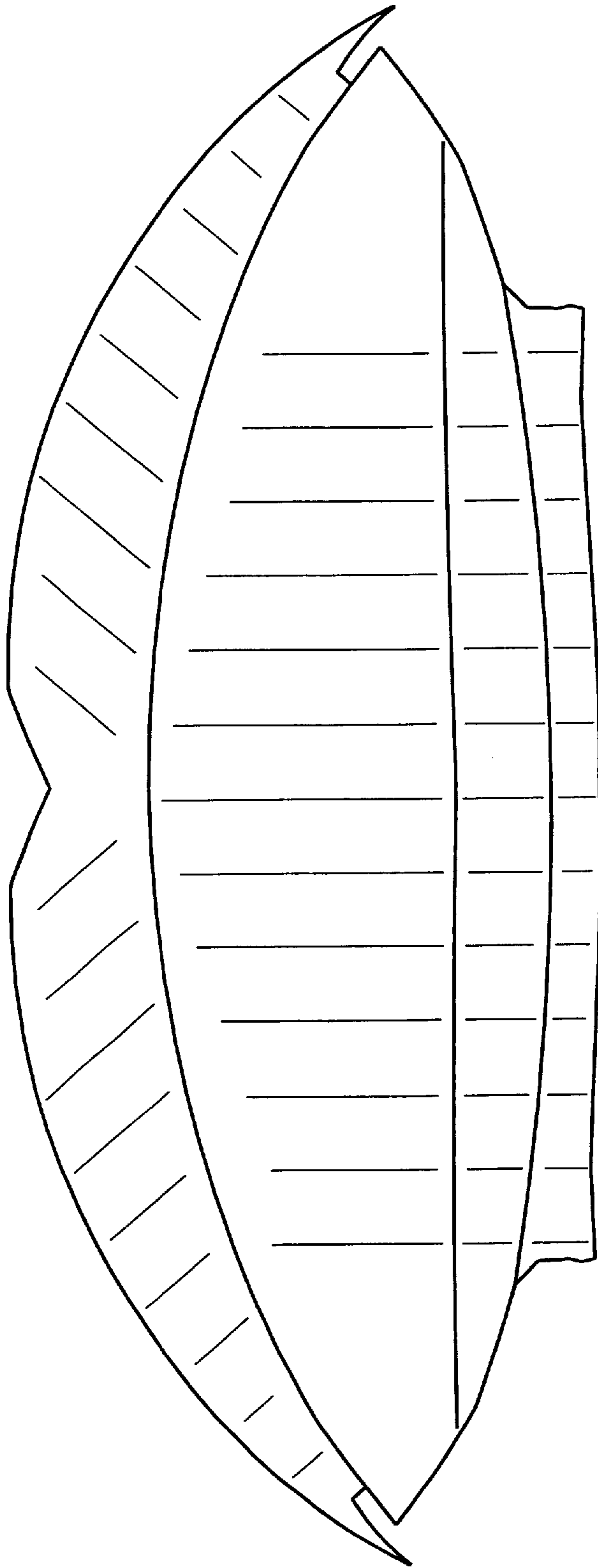
Where included, broken lines showing environment or structure are for illustrative purposes only and form no part of the claimed design.

**1 Claim, 5 Drawing Sheets**

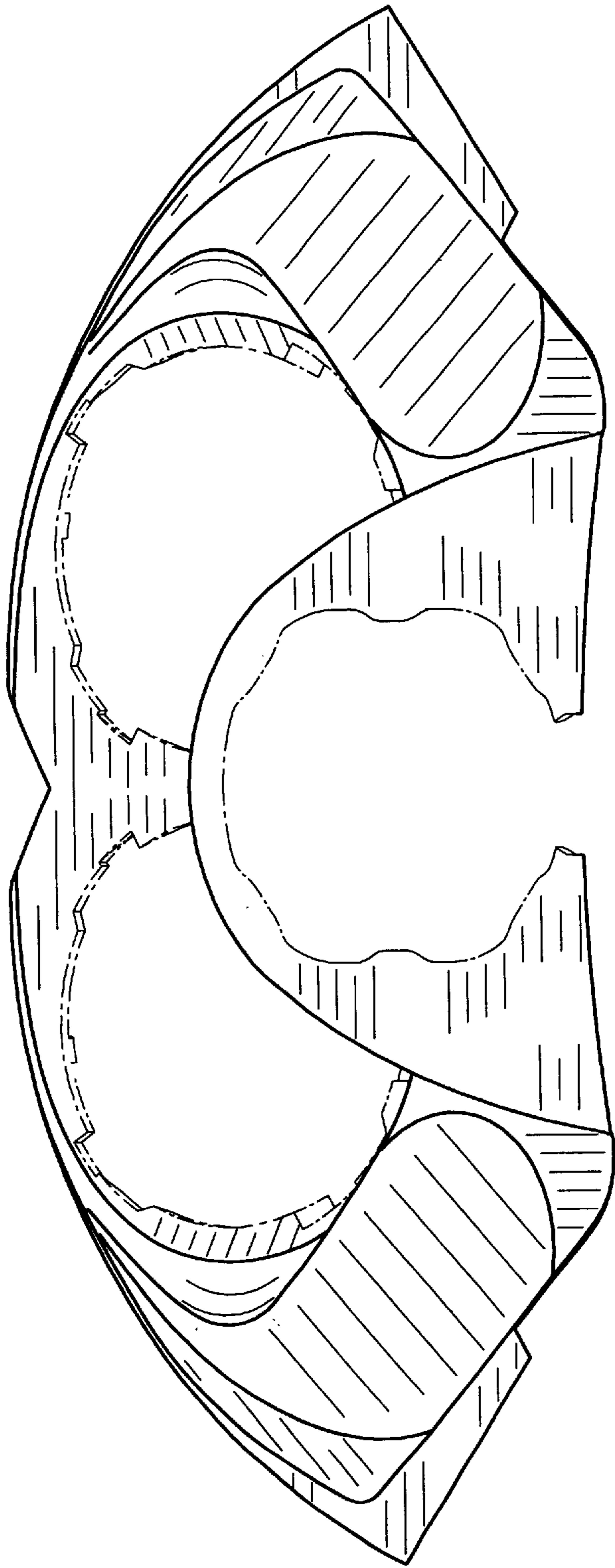




**FIG. 1**



**FIG. 2**



**FIG. 3**



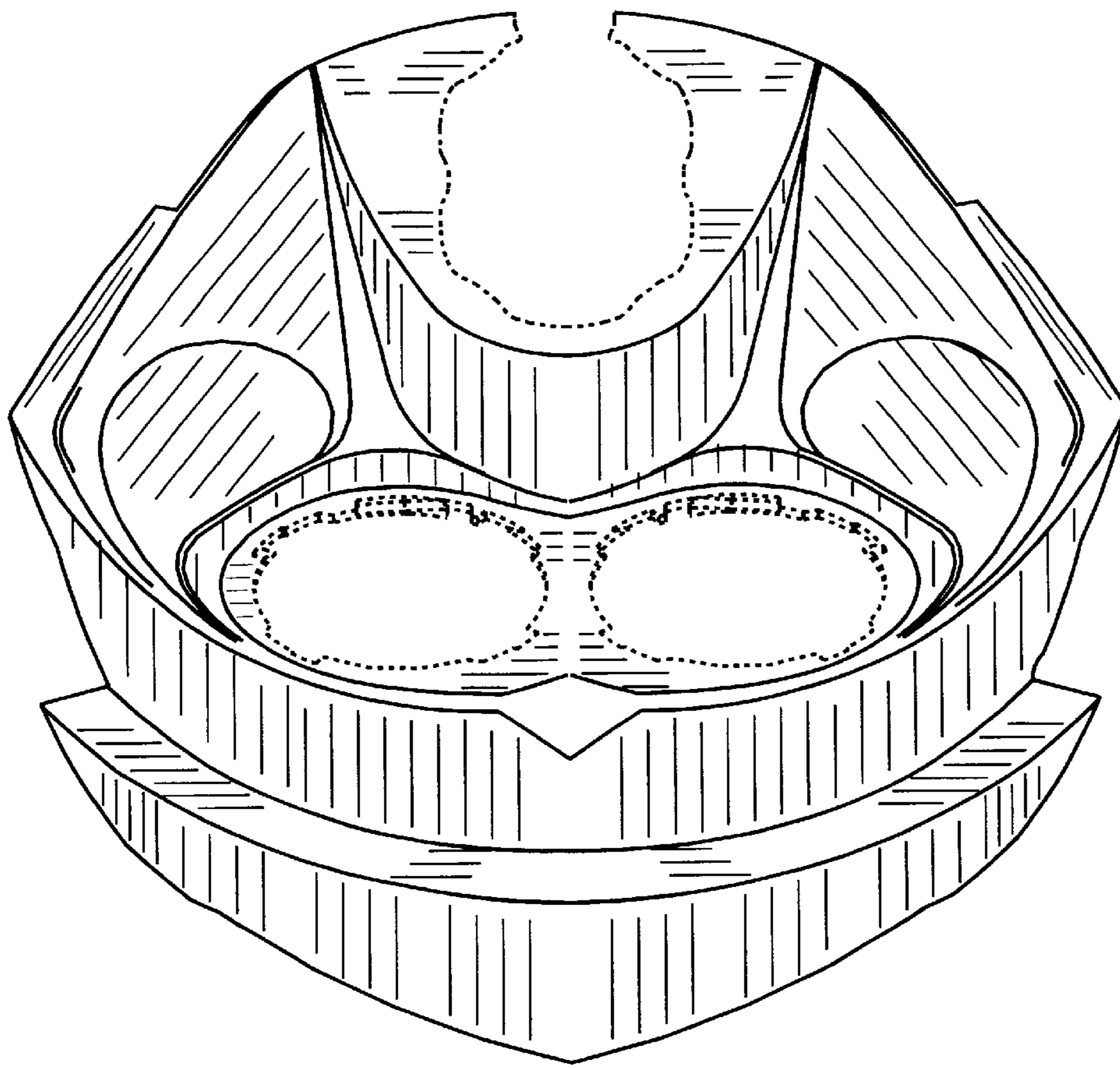
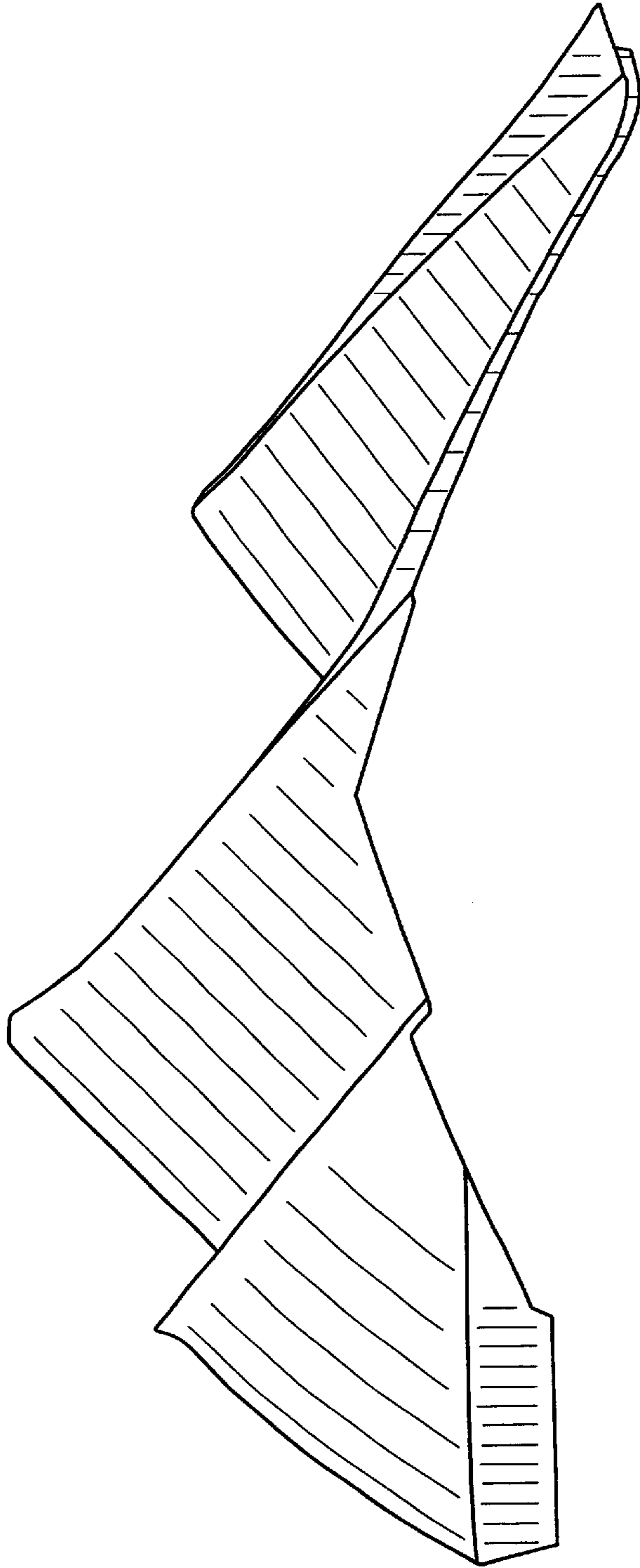


FIG. 4



**FIG. 5**