



US00D478294S

(12) **United States Design Patent**
Haygood

(10) **Patent No.:** **US D478,294 S**

(45) **Date of Patent:** **** Aug. 12, 2003**

(54) **LIGHTNING DISSIPATION ASSEMBLY**

D375,272 S 11/1996 Heary
6,307,149 B1 * 10/2001 Zini et al. 174/4 R
6,320,119 B1 11/2001 Gumley

(75) Inventor: **Dale R. Haygood**, Waynesville, NC
(US)

* cited by examiner

(73) Assignee: **ALLTEC Corporation**, Canton, NC
(US)

Primary Examiner—Antoine Duval Davis
(74) *Attorney, Agent, or Firm*—Dority & Manning

(**) Term: **14 Years**

(57) **CLAIM**

(21) Appl. No.: **29/164,968**

The ornamental design of a lightning dissipation assembly, substantially as shown and described.

(22) Filed: **Aug. 2, 2002**

DESCRIPTION

(51) **LOC (7) Cl.** **10-05**

(52) **U.S. Cl.** **D10/105**

(58) **Field of Search** D10/105; 174/2,
174/3, 4 R, 4 C, 5 R, 6, 7; 361/212, 220-224

FIG. 1 is a front elevational view of a lightning dissipation assembly in accordance with the subject invention.

FIG. 2 is a back elevational view of the dissipation assembly seen in FIG. 1.

FIG. 3 is a left side elevational view of the dissipation assembly seen in FIG. 1.

FIG. 4 is a right elevational side view of the dissipation assembly seen in FIG. 1.

FIG. 5 is a top elevational view of the dissipation assembly seen in FIG. 1.

FIG. 6 is a bottom elevational view of the dissipation assembly seen in FIG. 1; and,


FIG. 7 is a generally front and partially top isometric view of the dissipation assembly seen in FIG. 1.

(56) **References Cited**

U.S. PATENT DOCUMENTS

911,260	A	*	2/1909	Pennock	174/4 R
1,288,303	A	*	12/1918	Vogel	174/6
1,757,172	A	*	5/1930	Cazel et al.	174/4 R
4,605,814	A		8/1986	Gillem		
4,910,636	A		3/1990	Sadler et al.		
D308,175	S		5/1990	Sulyma		
5,043,527	A		8/1991	Carpenter, Jr.		
5,073,678	A		12/1991	Carpenter, Jr.		
D339,306	S		9/1993	Fawthrop		
D361,290	S		8/1995	Fawthrop		

1 Claim, 7 Drawing Sheets



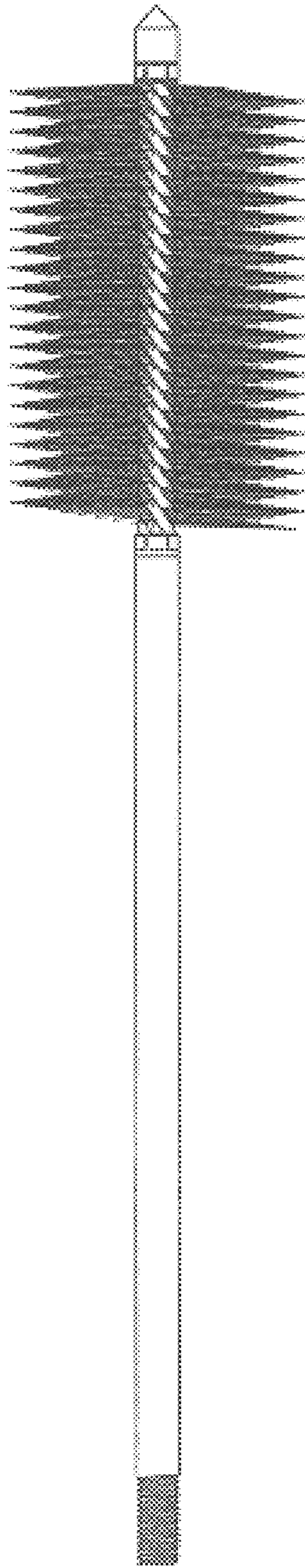


Figure 1




Figure 2

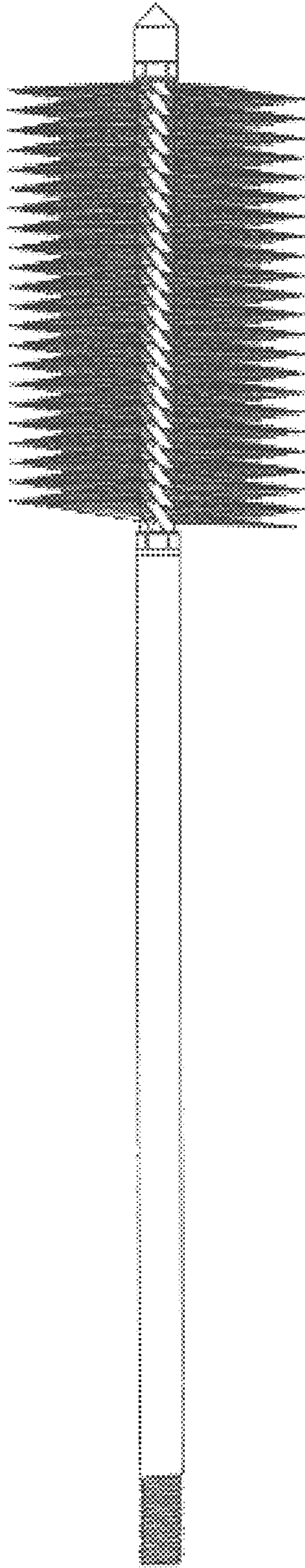


Figure 3

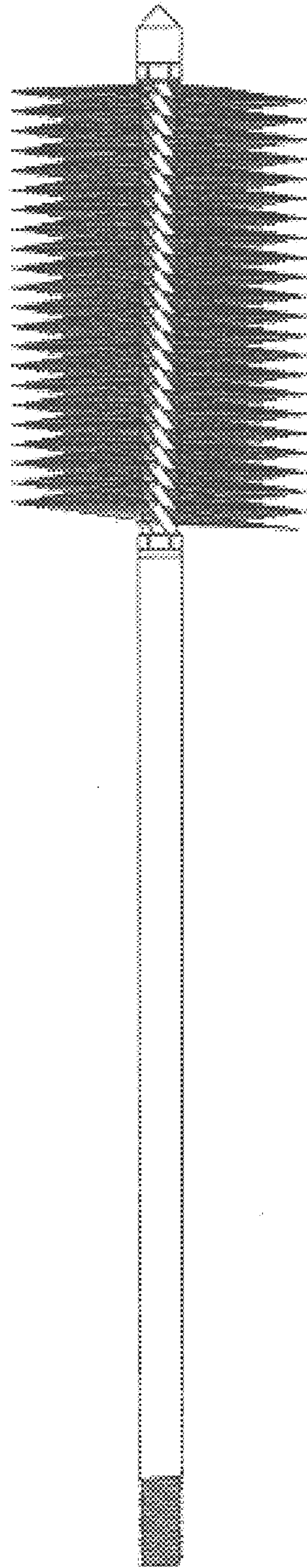


Figure 4




Figure 5




Figure 6

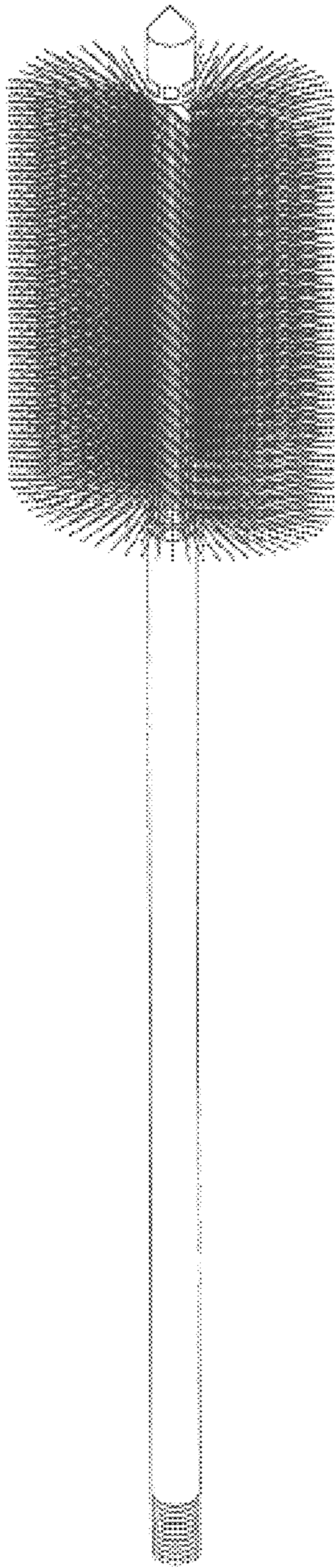


Figure 7