



US00D478289S

(12) **United States Design Patent**
Dean et al.

(10) **Patent No.: US D478,289 S**

(45) **Date of Patent: ** Aug. 12, 2003**

(54) **CONTAINER BODY PORTION**

(75) Inventors: **Greg Norman Dean**, Canton, MI (US);
Lia Eva Stinedurf, Canton, MI (US)

(73) Assignee: **Plastipak Packaging, Inc.**, Plymouth,
MI (US)

(**) Term: **14 Years**

(21) Appl. No.: **29/148,780**

(22) Filed: **Sep. 27, 2001**

(51) **LOC (7) Cl. 09-01**

(52) **U.S. Cl. D9/542; D9/516; D9/563;**
D9/571; D9/574

(58) **Field of Search D9/516, 530, 537,**
D9/538, 539, 541, 540, 542, 543, 544,
545, 549, 550, 551, 556, 558, 560, 563,
569, 557, 570, 571, 564, 574, 575, 573;
215/382-384, 396, 398, 400

(56) **References Cited**

U.S. PATENT DOCUMENTS

D136,997 S	*	1/1944	Clark	D9/541
D166,731 S	*	5/1952	Blunt	D9/538
D271,084 S	*	10/1983	Gurolnick	D9/563
D276,791 S	*	12/1984	Field	D9/573 X
D278,975 S	*	5/1985	Gurolnick	D9/563 X
D366,620 S	*	1/1996	Kuzma et al.	D9/542
D380,158 S	*	6/1997	Olivares et al.	D9/541
5,927,533 A	*	7/1999	Payne et al.	215/384
D413,265 S	*	8/1999	Hestehave et al.	D9/541
D423,935 S	*	5/2000	Frazer	D9/542 X
D431,781 S	*	10/2000	Knobel	D9/543
D448,993 S	*	10/2001	Lichtman et al.	D9/571 X
D456,272 S	*	4/2002	Sadeghi et al.	D9/560
D457,437 S	*	5/2002	Sadeghi et al.	D9/530

D458,145 S	*	6/2002	Sadeghi et al.	D9/556
D458,146 S	*	6/2002	Sadeghi et al.	D9/560
D458,147 S	*	6/2002	Sadeghi et al.	D9/568
D458,148 S	*	6/2002	Sadeghi et al.	D9/568
D460,695 S	*	7/2002	Sadeghi et al.	D9/530
D468,212 S	*	1/2003	Wasson et al.	D9/541
D468,642 S	*	1/2003	Poisson et al.	D9/338 X

* cited by examiner

Primary Examiner—Ted Shooman

Assistant Examiner—Carol Rademaker

(74) *Attorney, Agent, or Firm*—Rader, Fishman & Grauer
PLLC

(57) **CLAIM**

The ornamental design for a container body portion, as
shown and described.

DESCRIPTION

FIG. 1 is a perspective view of a first embodiment of a
container body portion looking downwardly from the right
and front;

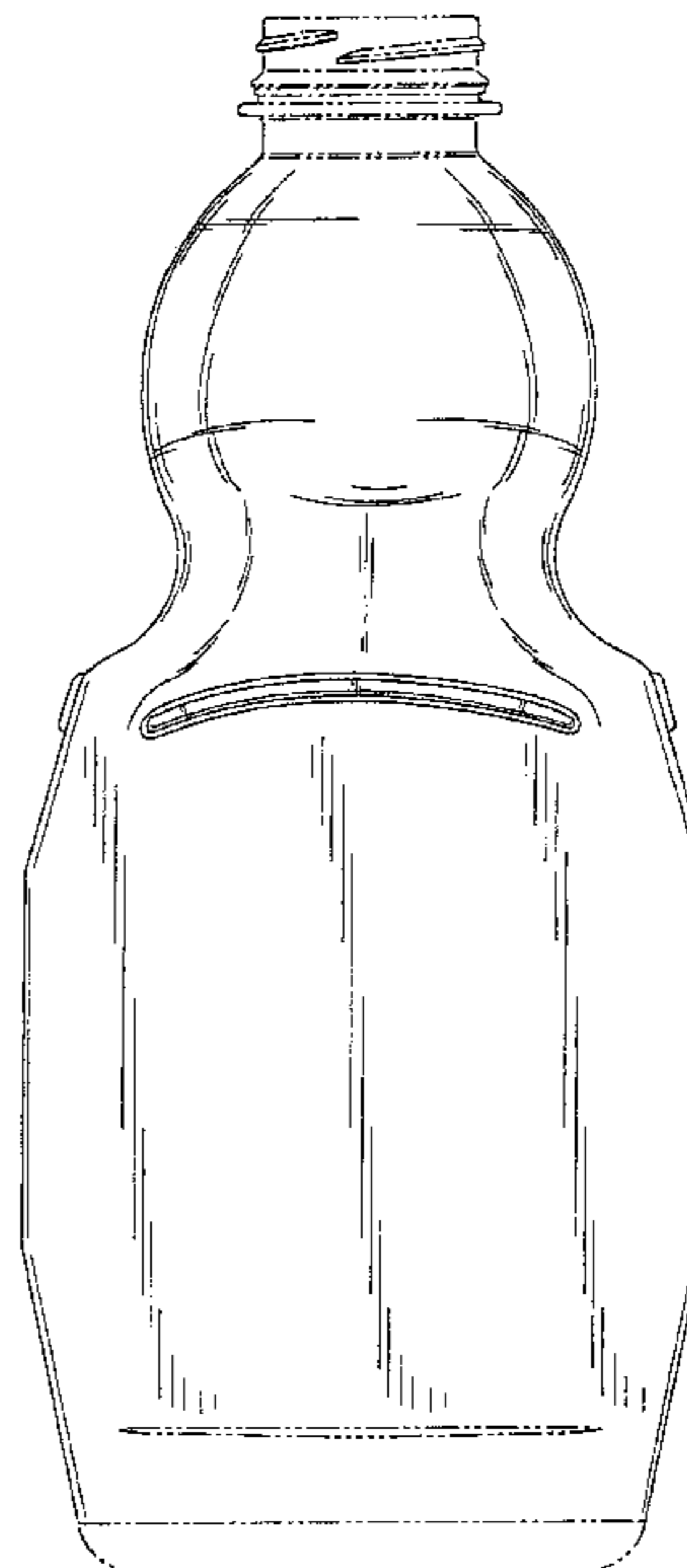
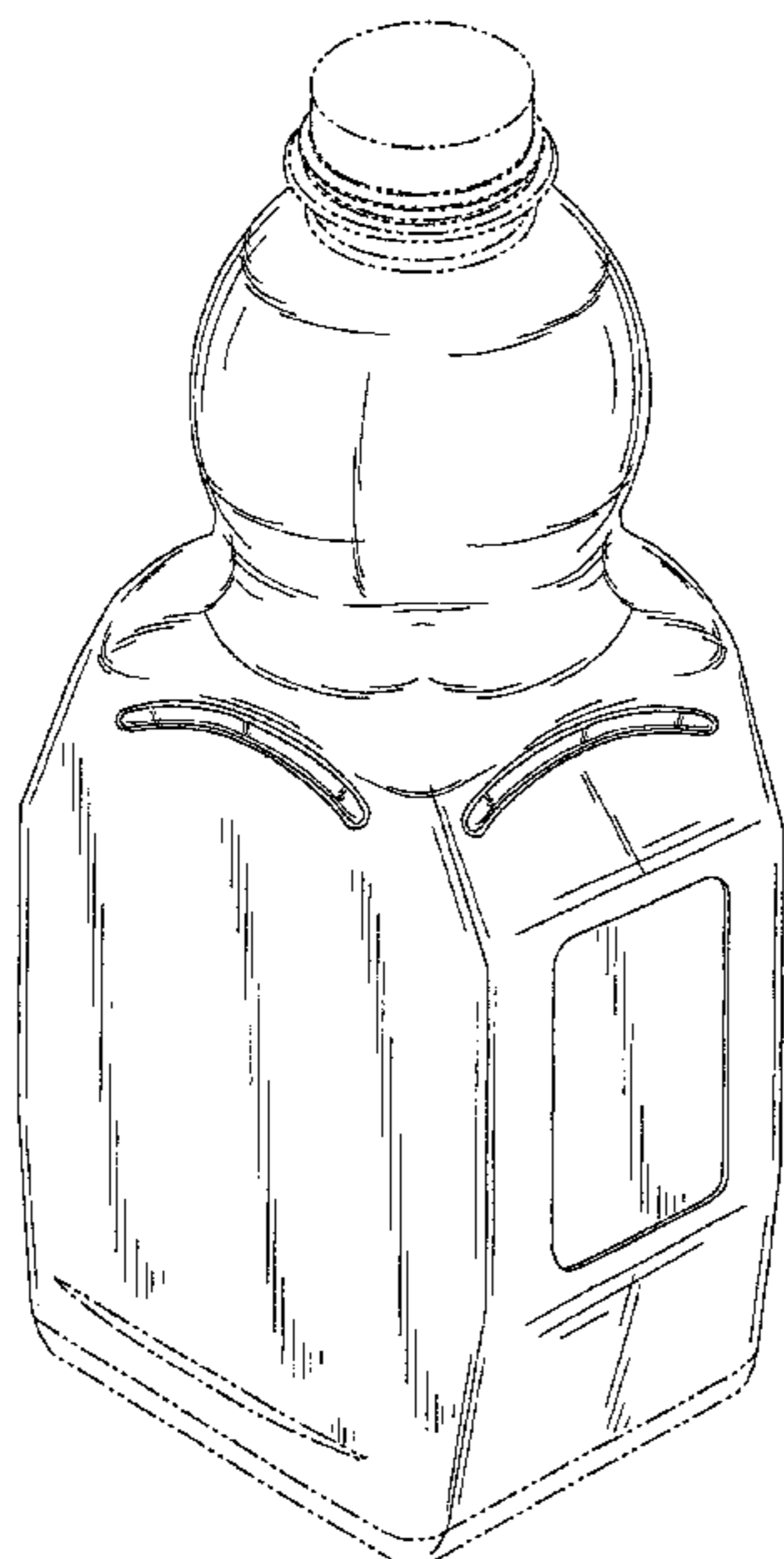
FIG. 2 is a front elevation view of the container body portion
shown in FIG. 1, the rear elevation view being the identical;
FIG. 3 is a right side elevation view of the container body
portion shown in FIG. 1, the left side elevation view being
the identical;

FIG. 4 is a perspective view of a second embodiment of a
container body portion looking downwardly from the right
and front; and,

FIG. 5 is a front elevation view of the container body portion
shown in FIG. 4, the rear elevation view being the same, and
the left and right side elevation views being the same as FIG.
3.

The broken lines in the drawings are for illustrative
purposes only and do not form a part of the claimed design.

1 Claim, 5 Drawing Sheets



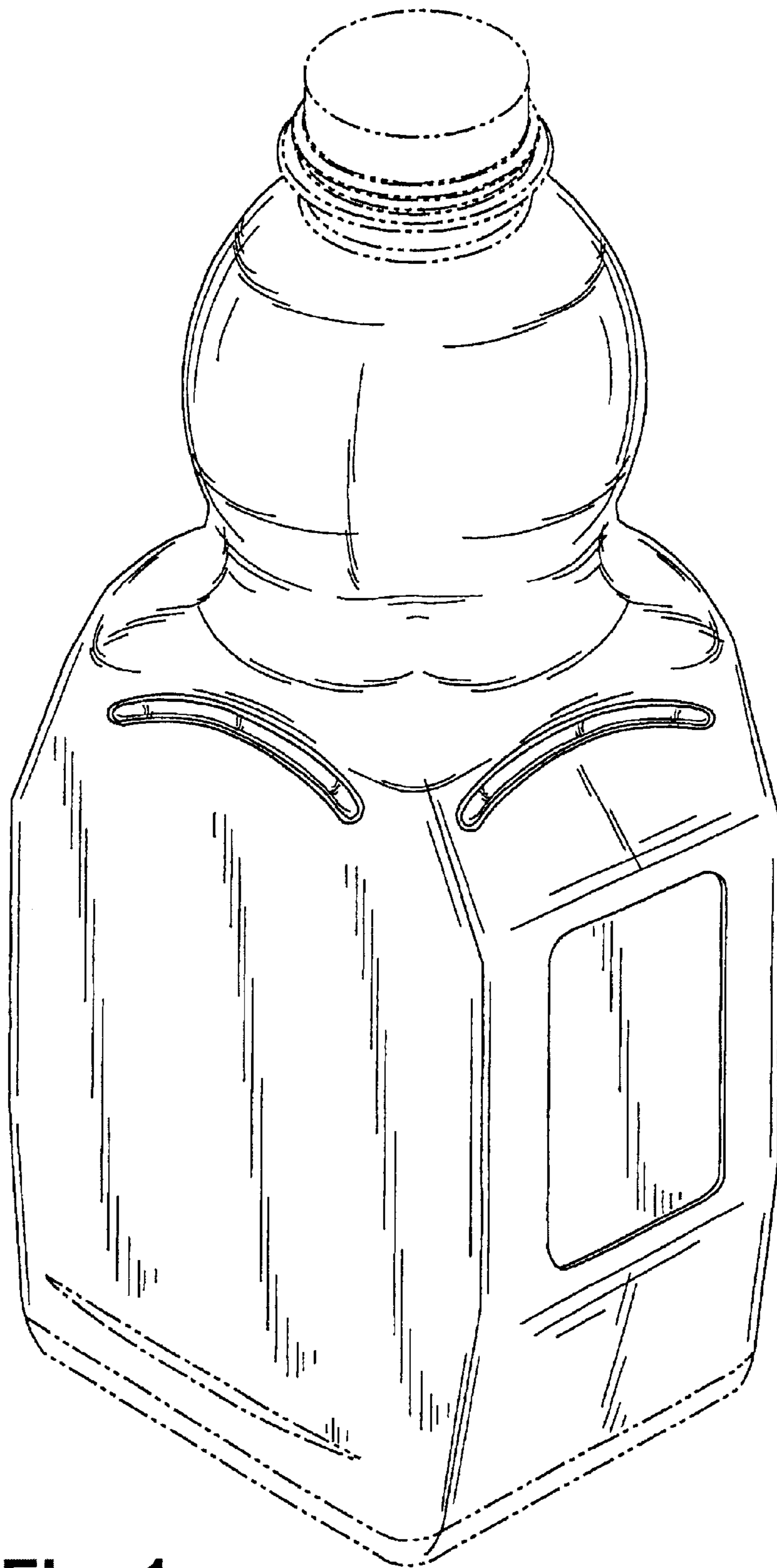


Fig. 1

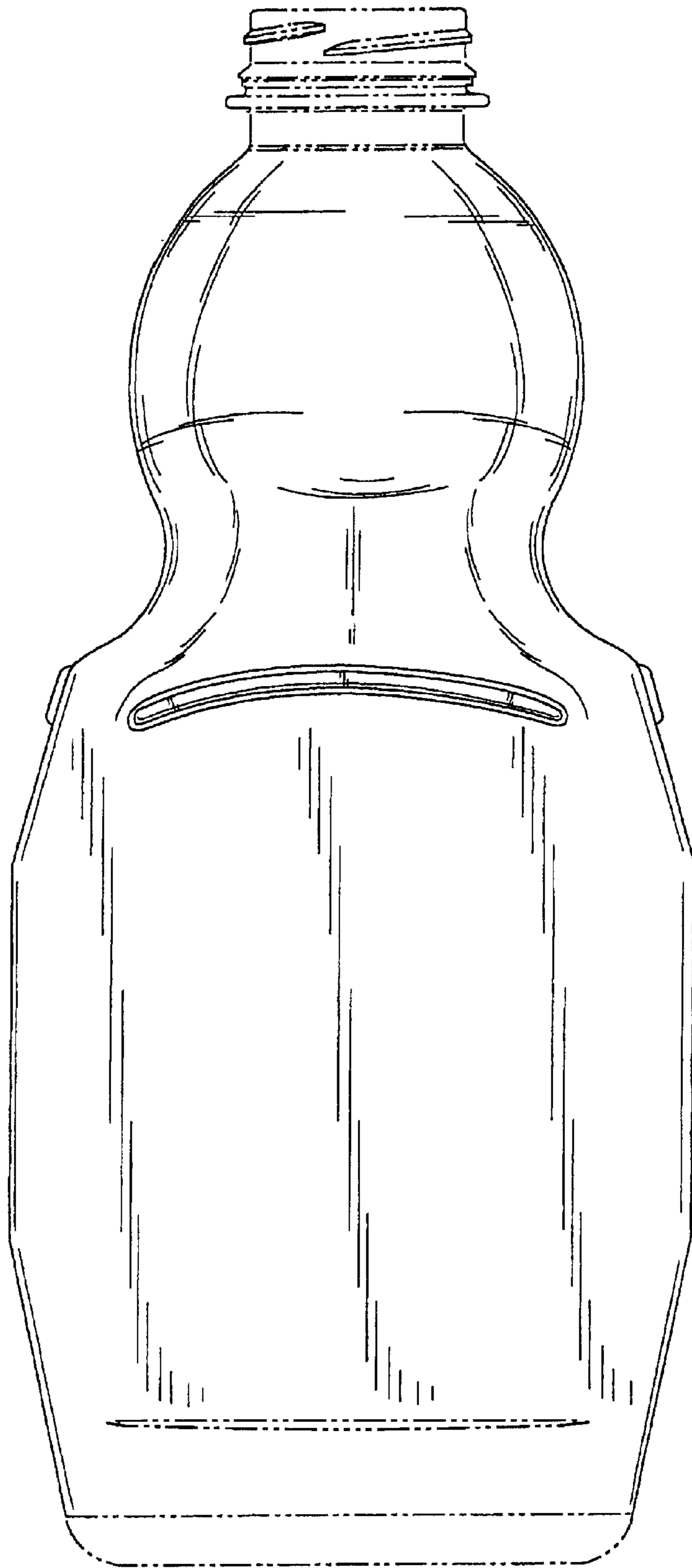


Fig. 2

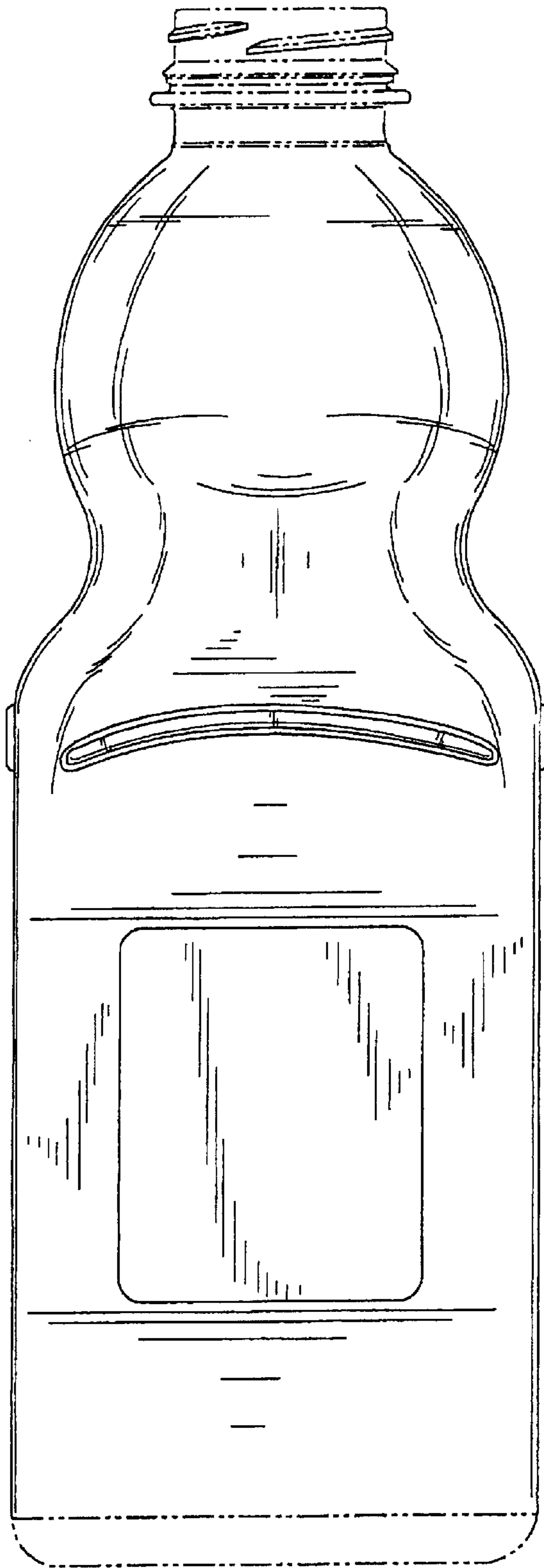


Fig. 3



Fig. 4

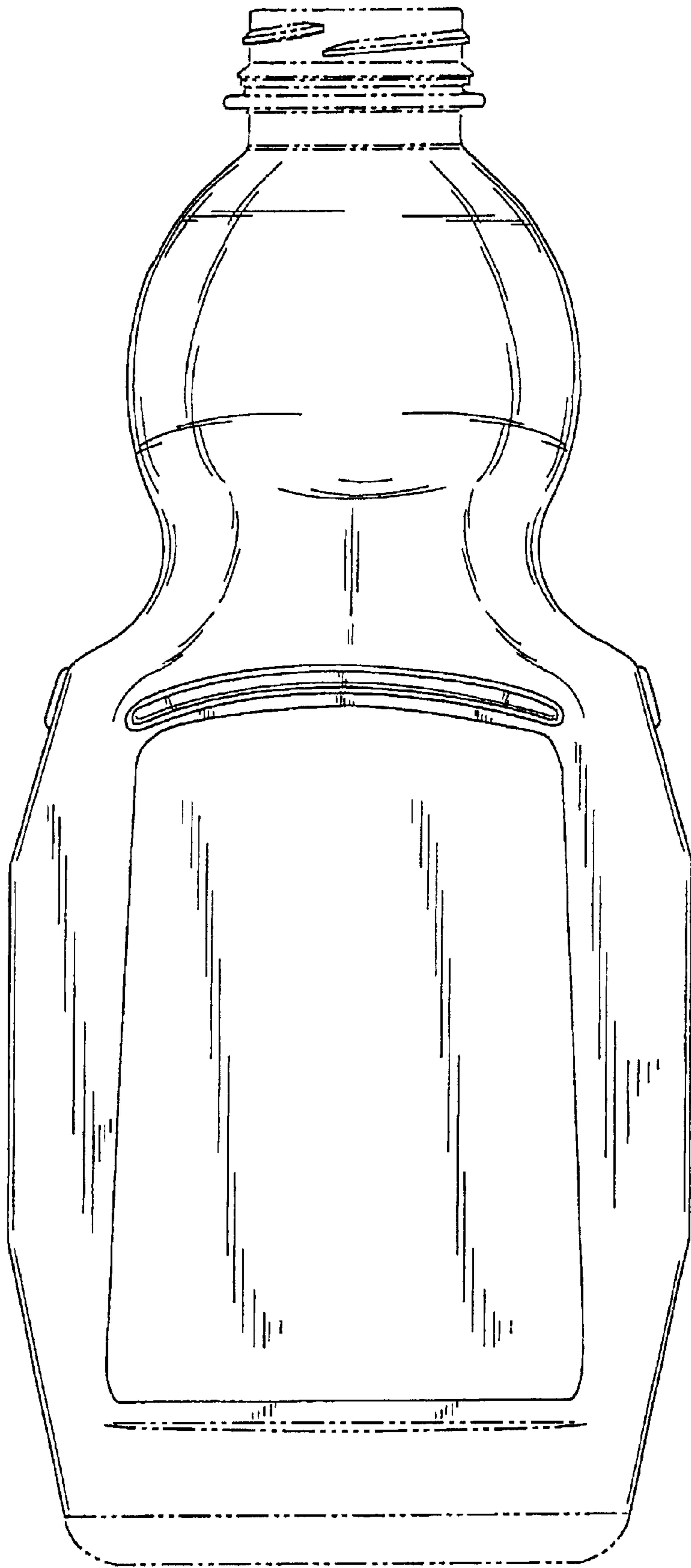


Fig. 5