



US00D478283S

(12) **United States Design Patent**  
**Shimakawa**

(10) **Patent No.:** **US D478,283 S**

(45) **Date of Patent:** **\*\* Aug. 12, 2003**

(54) **CONTAINER**

(76) **Inventor:** **Hiroshi Shimakawa**, 5-8 Tsukiji  
1-Chome, Chuo-Ku Tokyo (JP)

(\*\*) **Term:** **14 Years**

(21) **Appl. No.:** **29/145,406**

(22) **Filed:** **Jul. 24, 2001**

(51) **LOC (7) Cl.** ..... **09-03**

(52) **U.S. Cl.** ..... **D9/433**

(58) **Field of Search** ..... D9/430, 431, 433,  
D9/499, 527, 551; 220/9.1, 9.2, 9.3, 62,  
62.1; 229/100, 106-108, 111-116, 164,  
185.1, 186, 902

(56) **References Cited**

**U.S. PATENT DOCUMENTS**

667,634 A \* 2/1901 Schmidt  
1,464,290 A \* 8/1923 Orr  
2,078,038 A \* 4/1937 Stephens ..... 229/41  
2,452,969 A \* 11/1948 Victor ..... 106/4  
4,955,528 A \* 9/1990 Schluckebier ..... 229/120.18

6,230,969 B1 \* 5/2001 Spransy ..... 229/400  
2001/0030227 A1 \* 10/2001 Fear et al. .... 229/120.01

\* cited by examiner

*Primary Examiner*—Ted Shooman

*Assistant Examiner*—Daniel Bui

(74) *Attorney, Agent, or Firm*—Israel Gopstein

(57) **CLAIM**

The ornamental design for a container, as shown and described.

**DESCRIPTION**

FIG. 1 is a top view of a container in accordance with the inventive design;

FIG. 2 is a side view thereof;

FIG. 3 is a front view thereof;

FIG. 4 is another view thereof;

FIG. 5 is a bottom view thereof;

FIG. 6 is sectional view thereof at a section A—A;

FIG. 7 is a rear view thereof; and,

FIG. 8 is a perspective view thereof.

**1 Claim, 3 Drawing Sheets**

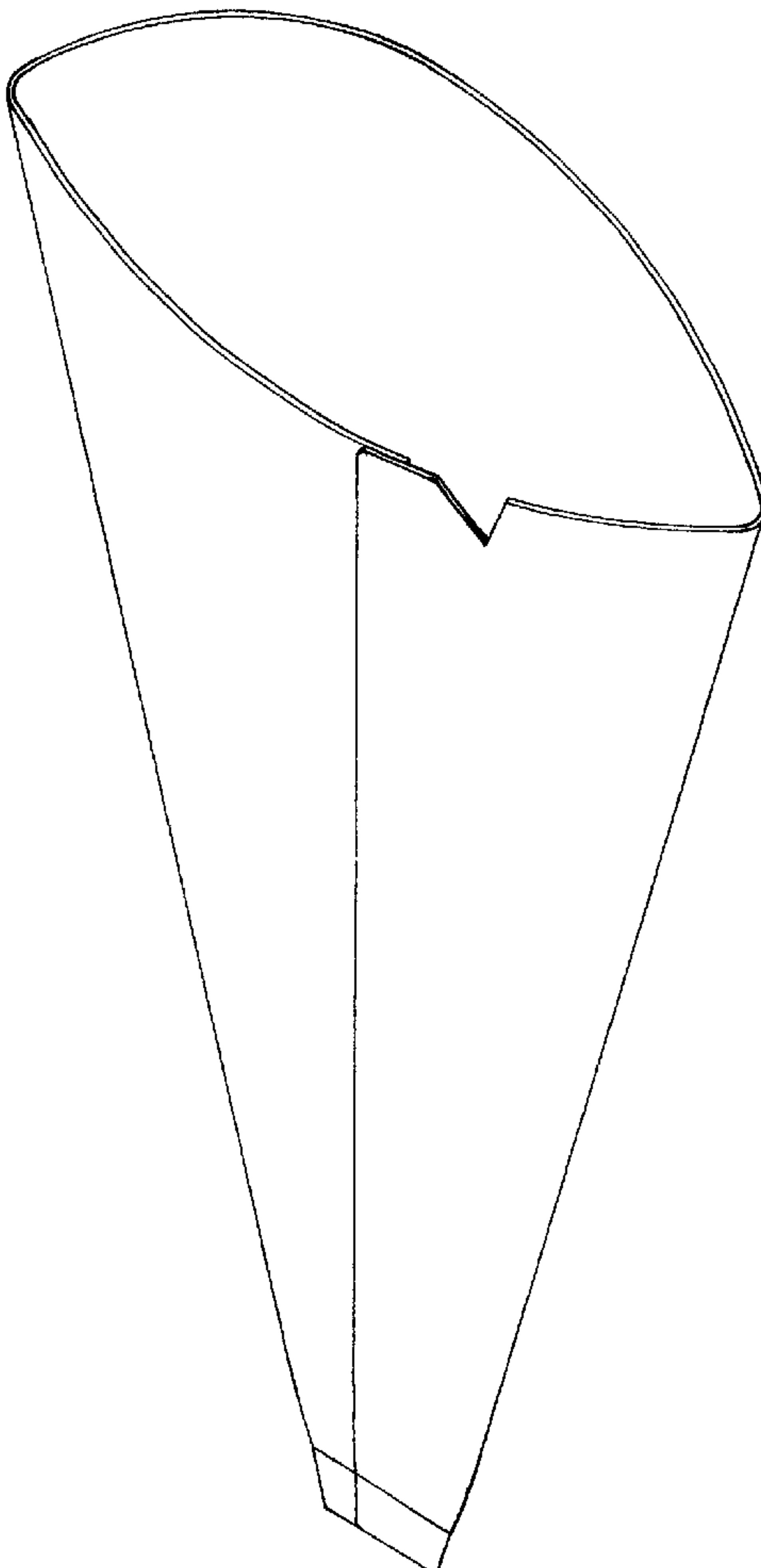


FIG. 1


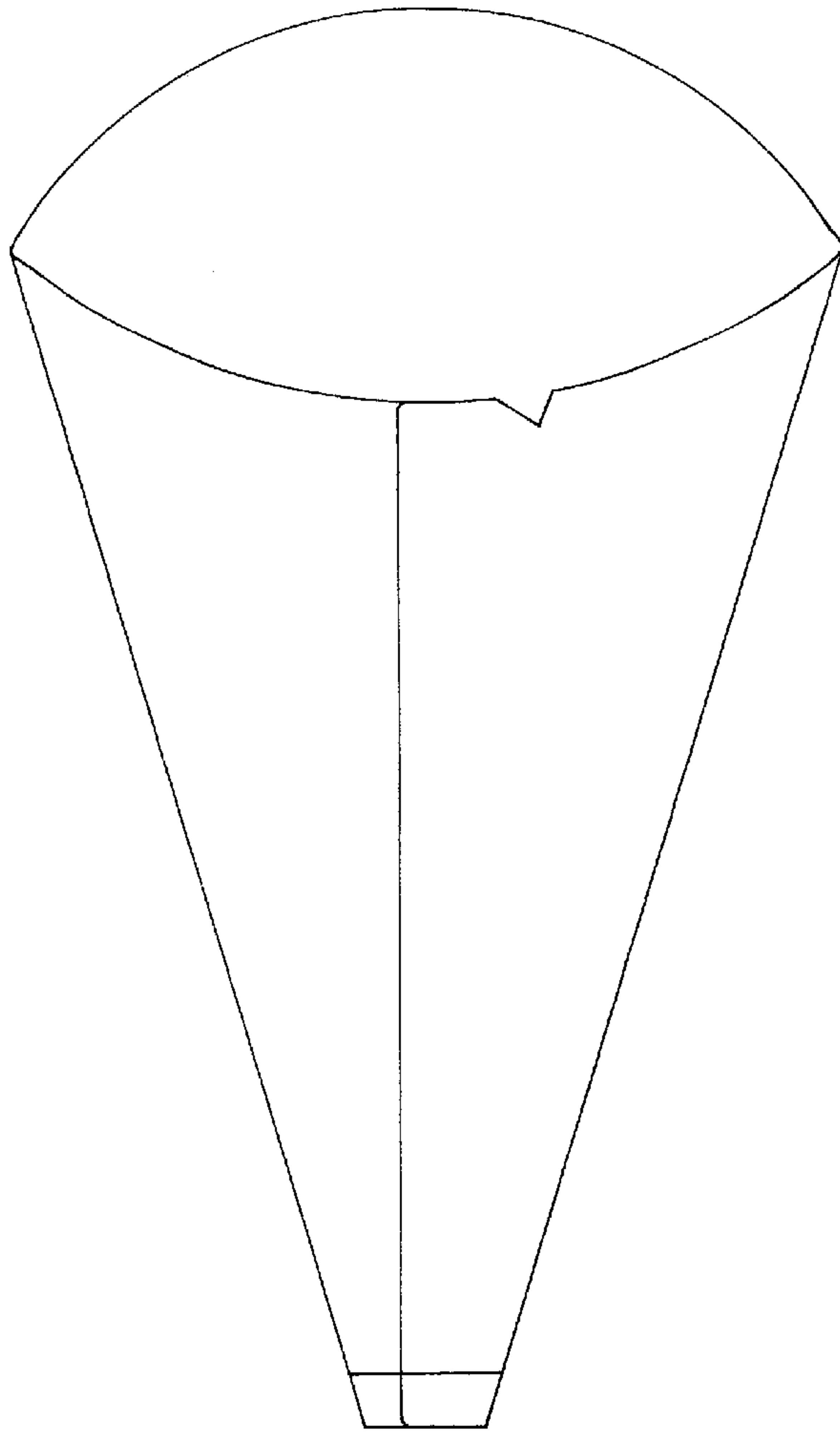


FIG. 2



FIG. 3

A ←



A ←

FIG. 4



FIG. 5




FIG. 6

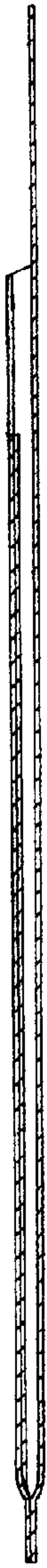


FIG. 7

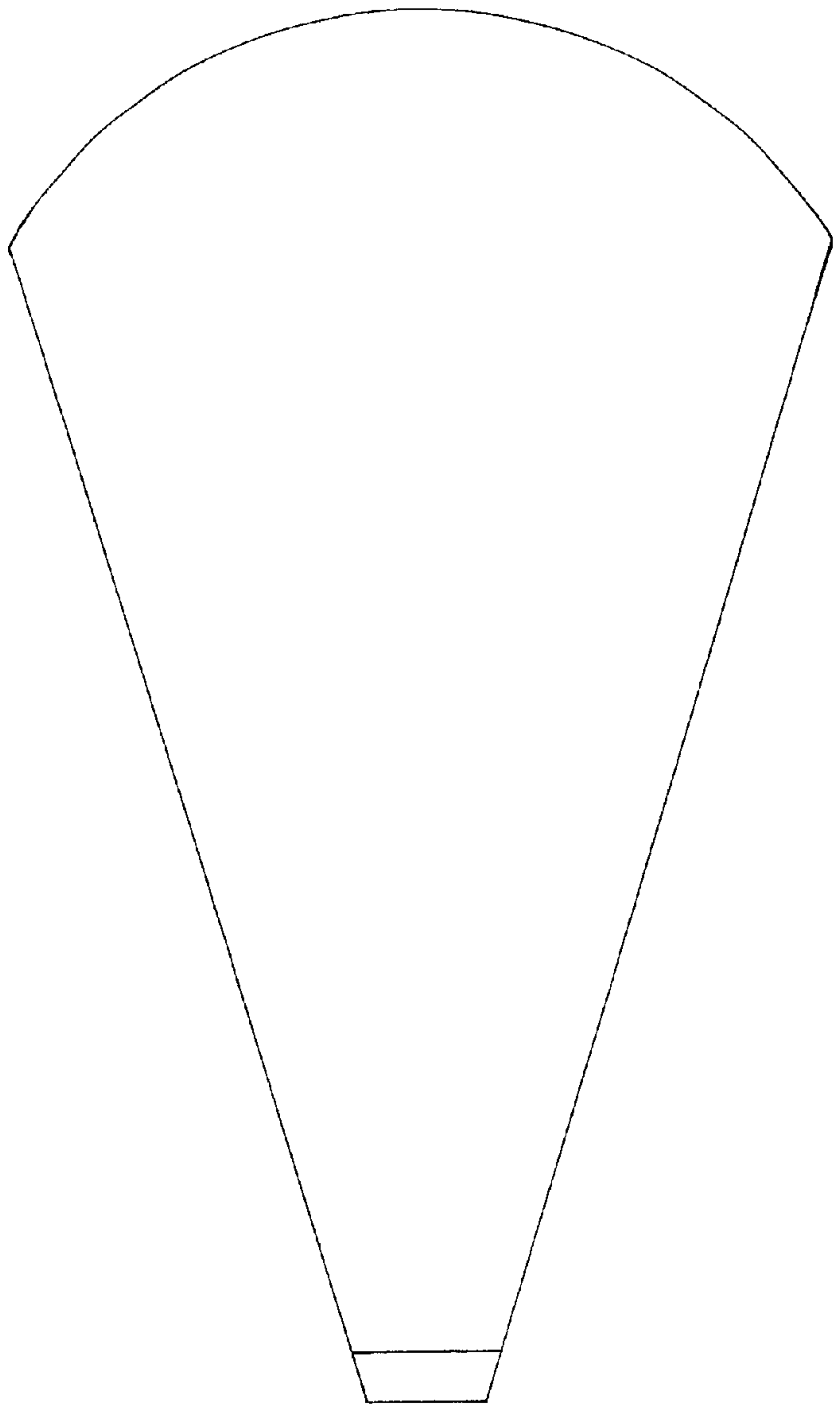


FIG. 8

