



US00D478272S

(12) **United States Design Patent**
Carter et al.

(10) **Patent No.:** **US D478,272 S**
(45) **Date of Patent:** **** Aug. 12, 2003**

(54) **AEROSOL DISPENSER**

(75) Inventors: **Randall E. Carter**, Waynesfield, OH (US); **Leslie F. Kohli**, Cridersville, OH (US); **Brian D. Schumacher**, Wapakonetta, OH (US)

(73) Assignee: **Precision Thermoplastic Components, Inc.**, Lima, OH (US)

(**) Term: **14 Years**

(21) Appl. No.: **29/169,499**

(22) Filed: **Oct. 21, 2002**

(51) **LOC (7) Cl.** **09-01**

(52) **U.S. Cl.** **D9/300**

(58) **Field of Search** D9/300, 307, 337, D9/525, 526, 436, 448, 524; D23/225; D28/91.1; 222/282, 538, 529, 337, 402.4

(56) **References Cited**

U.S. PATENT DOCUMENTS

4,305,528 A	12/1981	Craig	
4,664,300 A	5/1987	Strickland	
4,819,838 A	4/1989	Hart	
4,858,792 A	8/1989	de Laforcade	
4,928,859 A	* 5/1990	Krahn et al.	222/402.4
5,058,783 A	10/1991	Antonelli	
5,060,823 A	10/1991	Perlman	

D356,248 S	* 3/1995	Wilkinson D9/300
5,411,187 A	5/1995	Schwab	
D387,270 S	* 12/1997	Bifulco D9/307
D387,271 S	* 12/1997	Bifulco D9/307
D401,848 S	* 12/1998	Chappell D9/307
5,890,631 A	4/1999	Spurlock et al.	
6,102,258 A	* 8/2000	Riley et al. 222/538
6,260,739 B1	7/2001	Hsaio	
6,315,152 B1	11/2001	Kalisz	

* cited by examiner

Primary Examiner—Paula A. Mortimer

(74) *Attorney, Agent, or Firm*—Robert R. Hussey Co. LPA

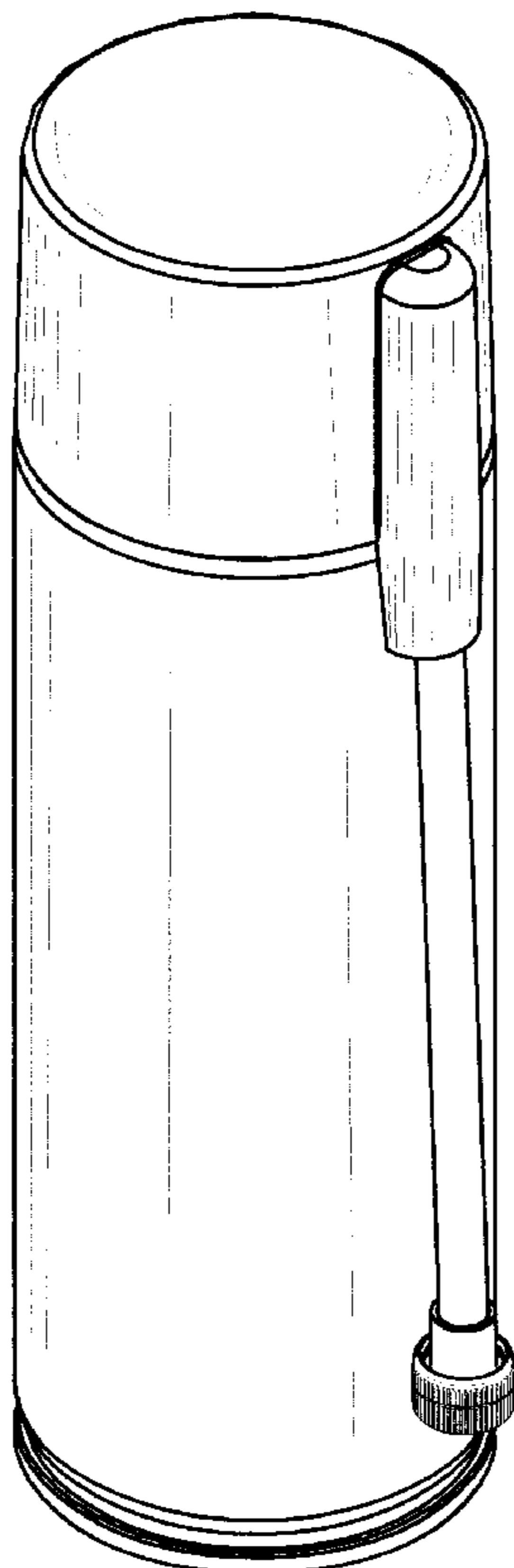
(57) **CLAIM**

The ornamental design for an aerosol dispenser, as shown and described.

DESCRIPTION

FIG. 1 is a perspective view of the aerosol dispenser of the claimed design;
FIG. 2 is a front elevational view of the article shown in FIG. 1;
FIG. 3 is a rear elevational view of the article shown in FIG. 1;
FIG. 4 is a side elevational view of the article shown in FIG. 1, the opposite side view being a mirror image thereof;
FIG. 5 is a top plan view of the article shown in FIG. 4; and
FIG. 6 is a bottom plan view of the article shown in FIG. 4.

1 Claim, 2 Drawing Sheets



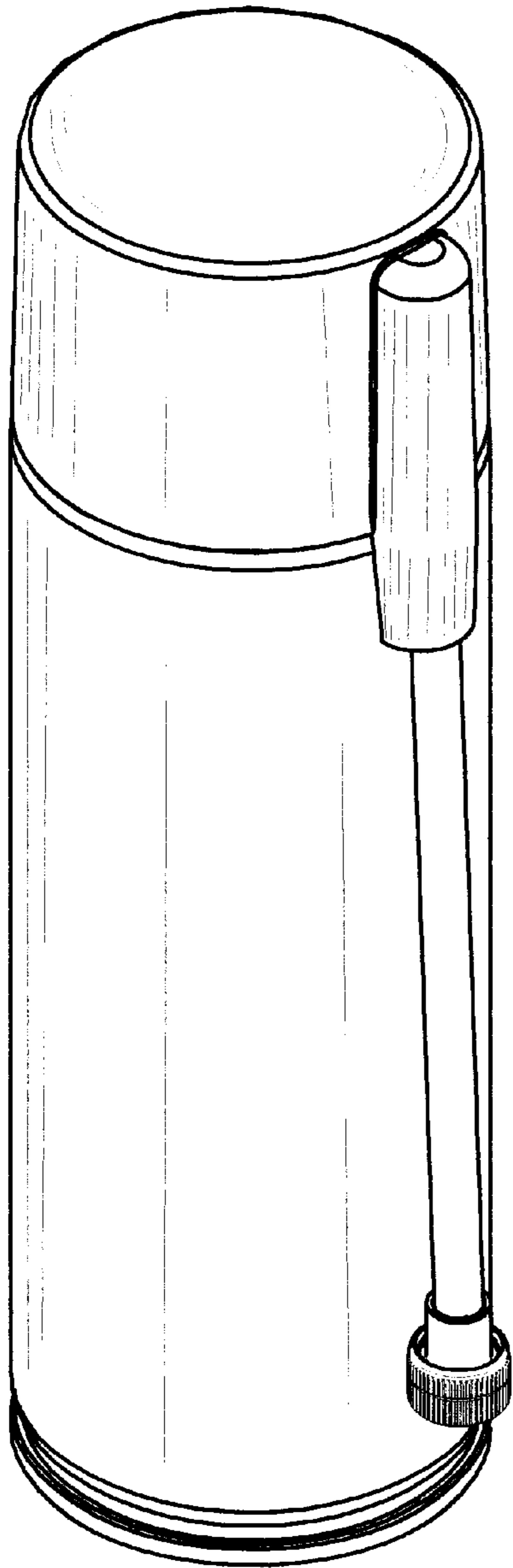


Fig. 1




Fig. 2




Fig. 3

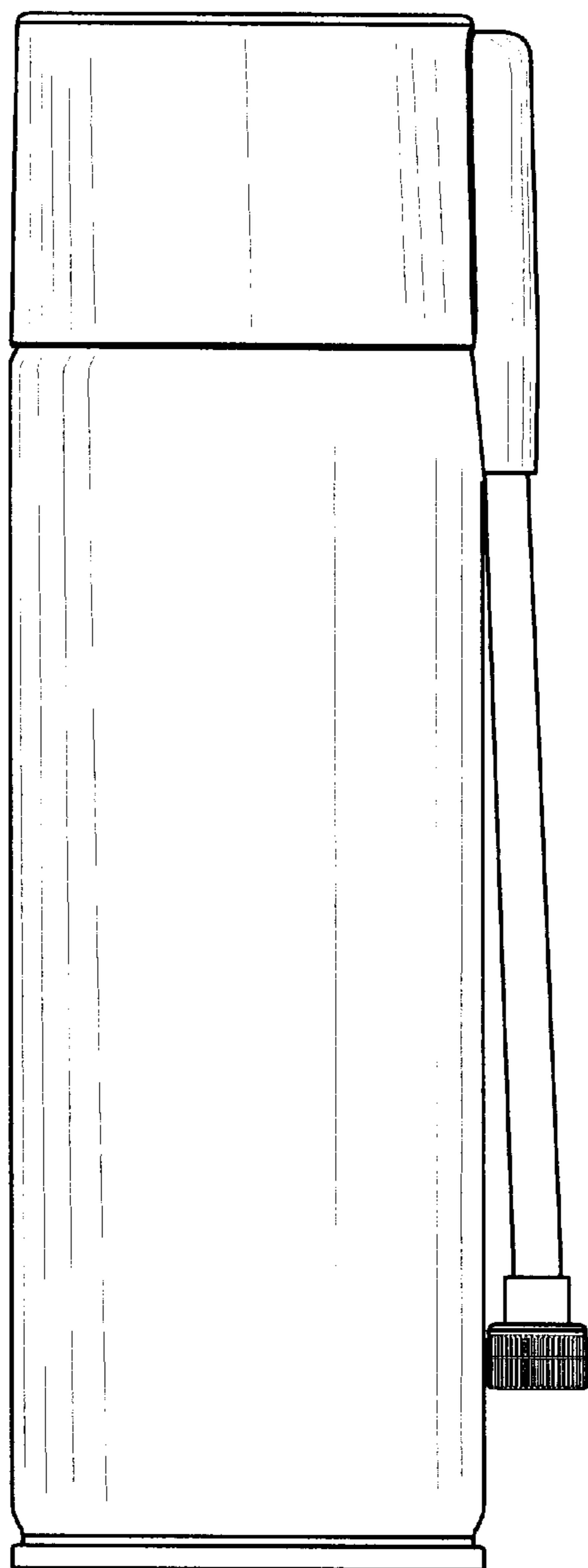


Fig. 4

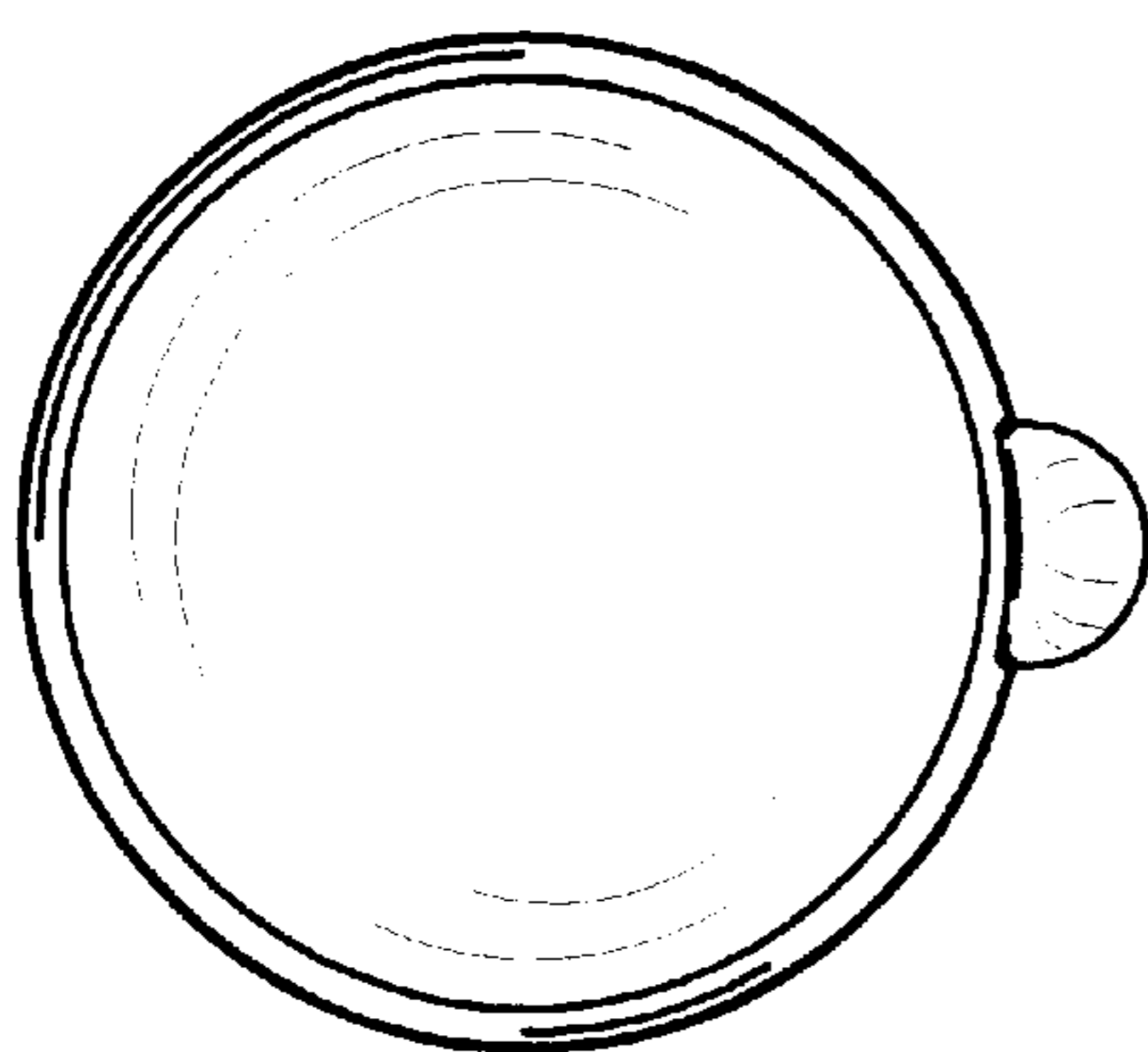


Fig. 5




Fig. 6