



US00D478269S

(12) **United States Design Patent**  
**Snyder**

(10) **Patent No.:** **US D478,269 S**

(45) **Date of Patent:** **\*\* Aug. 12, 2003**

(54) **SPIGOT STABILIZER PLATE**

(76) **Inventor:** **Robert Wayne Snyder**, 1549 Center Church Rd., Lexington, NC (US) 27295

(\*\*) **Term:** **14 Years**

(21) **Appl. No.:** **29/157,182**

(22) **Filed:** **Mar. 14, 2002**

(51) **LOC (7) Cl.** ..... **23-01**

(52) **U.S. Cl.** ..... **D8/354; D23/249**

(58) **Field of Search** ..... **D23/249; D8/354, D8/356; 248/49, 56, 87, 156, 158; 137/236.1; 239/276; 285/196, 200, 216, 237-238**

(56) **References Cited**

**U.S. PATENT DOCUMENTS**

961,908 A	*	6/1910	Storms	405/125
1,098,775 A	*	6/1914	Wheelock	285/216
2,999,644 A	*	9/1961	Nobinger	
3,105,510 A	*	10/1963	Demosthenes	137/236.1
3,162,412 A	*	12/1964	McEntire	248/56
3,280,529 A	*	10/1966	Reuss	D8/354 X
4,267,995 A	*	5/1981	McMillan	248/74.1
4,800,916 A	*	1/1989	Lakey	137/343
4,844,657 A	*	7/1989	Ripley et al.	405/154

4,901,955 A	*	2/1990	Bynum	248/49
D308,933 S	*	7/1990	Hube et al.	D8/356
5,027,478 A	*	7/1991	Suhr	24/16 R
5,243,153 A	*	9/1993	Holwerda	181/208
D344,012 S	*	2/1994	Aoki	D8/356
D358,545 S	*	5/1995	Price	D8/356
D362,382 S	*	9/1995	Cloud	D8/354
D373,070 S	*	8/1996	Kriegstein	D8/354
D382,463 S	*	8/1997	Cloud	D8/354
D427,897 S	*	7/2000	Johnston et al.	D8/395
D447,931 S	*	9/2001	Aitken	D8/354
D468,188 S	*	1/2003	Foster, Jr.	D8/354

\* cited by examiner

*Primary Examiner*—Nelson C. Holtje

(74) *Attorney, Agent, or Firm*—MacCord Mason PLLC


(57) **CLAIM**

The ornamental design for a spigot stabilizer plate, as shown and described.

**DESCRIPTION**

FIG. 1 is a front perspective view of a spigot stabilizer plate showing my new design; and, FIG. 2 is a bottom view of the two halves of the plate shown in FIG. 1.

**1 Claim, 2 Drawing Sheets**









Fig. 1





*Fig. 2*