



US00D478252S

(12) **United States Design Patent**
Wellner

(10) **Patent No.:** **US D478,252 S**

(45) **Date of Patent:** **** Aug. 12, 2003**

- (54) **PLATE**
- (75) **Inventor:** **Lucie L. Wellner**, Pompey, NY (US)
- (73) **Assignee:** **Syracuse China Company**, Syracuse, NY (US)
- (**) **Term:** **14 Years**
- (21) **Appl. No.:** **29/161,912**
- (22) **Filed:** **Jun. 5, 2002**
- (51) **LOC (7) Cl.** **07-01**
- (52) **U.S. Cl.** **D7/584; D7/587**
- (58) **Field of Search** D7/584, 543, 566, D7/500, 545-549, 561, 565, 587, 360, 393-395, 601, 602, 430; 220/574, 575, 605, 606; 206/518, 520, 575

- 2,178,274 A * 10/1939 Ratner 220/574
- D187,190 S * 2/1960 Masuda D7/585
- 3,190,486 A * 6/1965 Rech D7/584
- 3,362,604 A * 1/1968 Lagostina 220/574
- D251,348 S * 3/1979 Andersen D7/584
- D327,394 S * 6/1992 Scherer D7/584

* cited by examiner

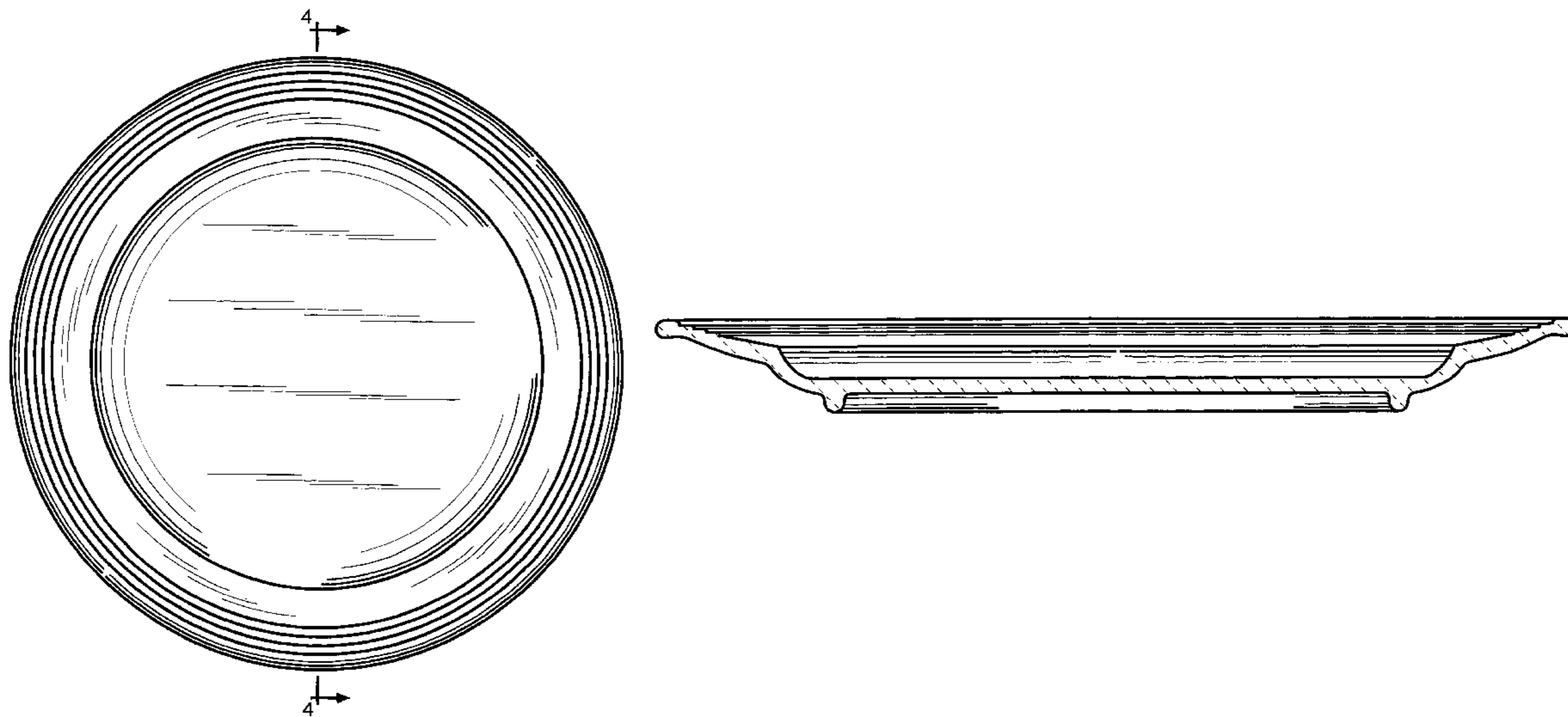
Primary Examiner—Charles A. Rademaker
(74) *Attorney, Agent, or Firm*—Emch, Schaffer, Schaub & Porcello Co., L.P.A.

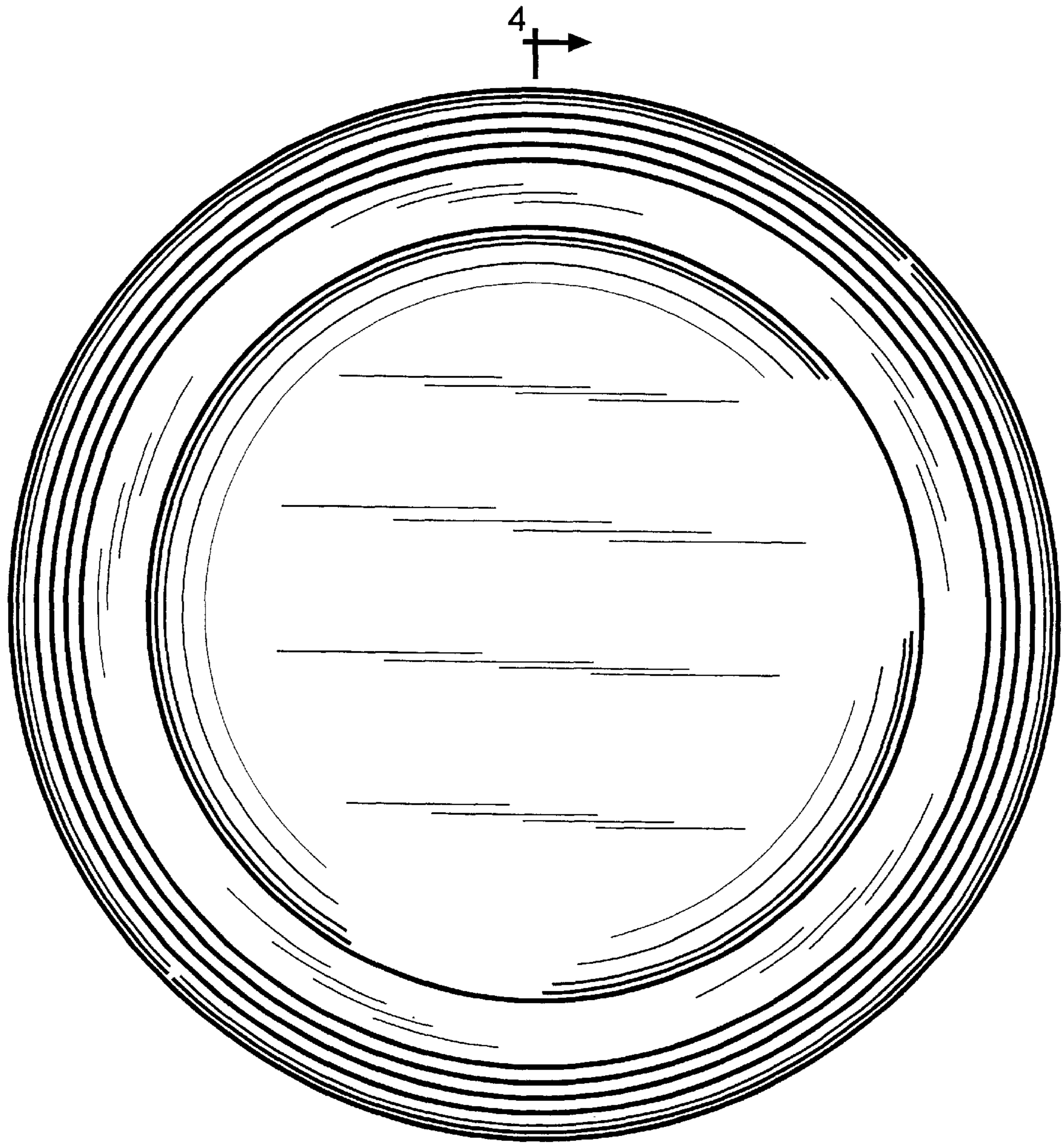
- (56) **References Cited**
- U.S. PATENT DOCUMENTS**
- D95,867 S * 6/1935 Sebring D7/584
- D97,797 S * 12/1935 Bayreuther D7/584
- D97,798 S * 12/1935 Bayreuther D7/584

(57) **CLAIM**
The ornamental design for a plate, as shown and described.


DESCRIPTION
FIG. 1 is a top view of a plate according to the present design;
FIG. 2 is a front elevational view thereof; the back and side elevational views being the same;
FIG. 3 is a bottom view thereof; and,
FIG. 4 is a cross-sectional view taken along line 4—4 of FIG. 1.

1 Claim, 4 Drawing Sheets

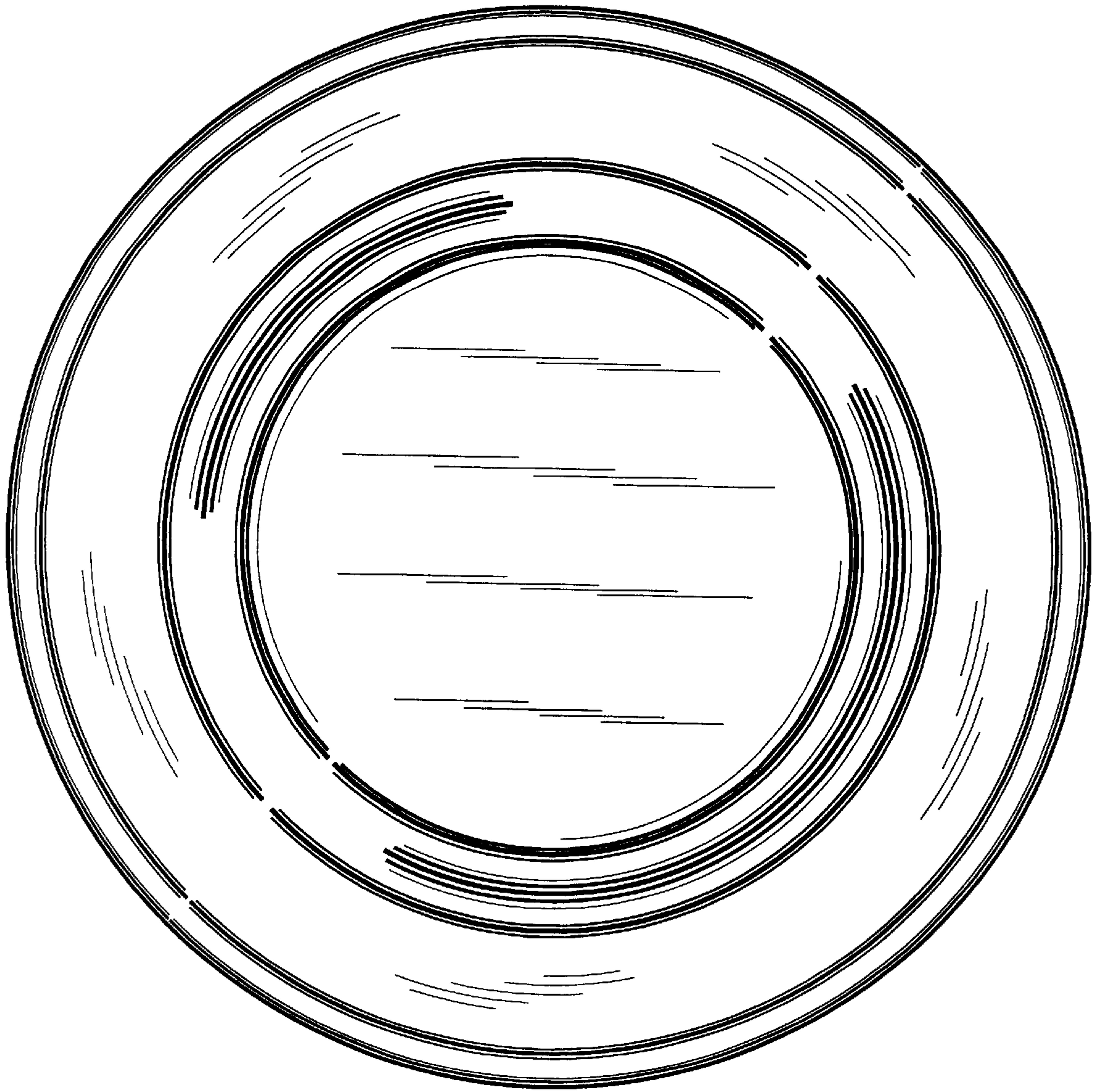




4
4
— FIG.1



—FIG. 2



—FIG. 3




FIG. 4