



US00D478244S

(12) **United States Design Patent**
Zhu

(10) **Patent No.:** **US D478,244 S**

(45) **Date of Patent:** **** Aug. 12, 2003**

(54) **ROASTER OVEN**

(75) Inventor: **Shanbao Zhu**, Shenzhen (CN)

(73) Assignee: **Shenzhan Jimwoni Trading Co., Ltd.**
(CN)

(**) Term: **14 Years**

(21) Appl. No.: **29/163,605**

(22) Filed: **Jul. 9, 2002**

(30) **Foreign Application Priority Data**

Jan. 22, 2002 (CN) 02 3 21516

(51) **LOC (7) Cl.** **07-02**

(52) **U.S. Cl.** **D7/332**

(58) **Field of Search** D7/332-337, 402-404;
126/25 R, 25 A, 25 AA, 29-30, 9 R, 39 R,
41 R; 99/419

(56) **References Cited**

U.S. PATENT DOCUMENTS

- D450,525 S * 11/2001 Giebel et al. D7/334
- D454,276 S * 3/2002 Pai D7/334
- D455,039 S * 4/2002 Pai D7/334

- D459,142 S * 6/2002 Wu D7/334
- D459,938 S * 7/2002 Pai D7/334
- D460,658 S * 7/2002 Wu D7/334
- D463,709 S * 10/2002 Bossler D7/334
- D464,524 S * 10/2002 Pai D7/334
- D466,359 S * 12/2002 Bossler et al. D7/334

* cited by examiner

Primary Examiner—Ruth McInroy

(74) *Attorney, Agent, or Firm*—Robert F. I. Conte; Barnes & Thornburg

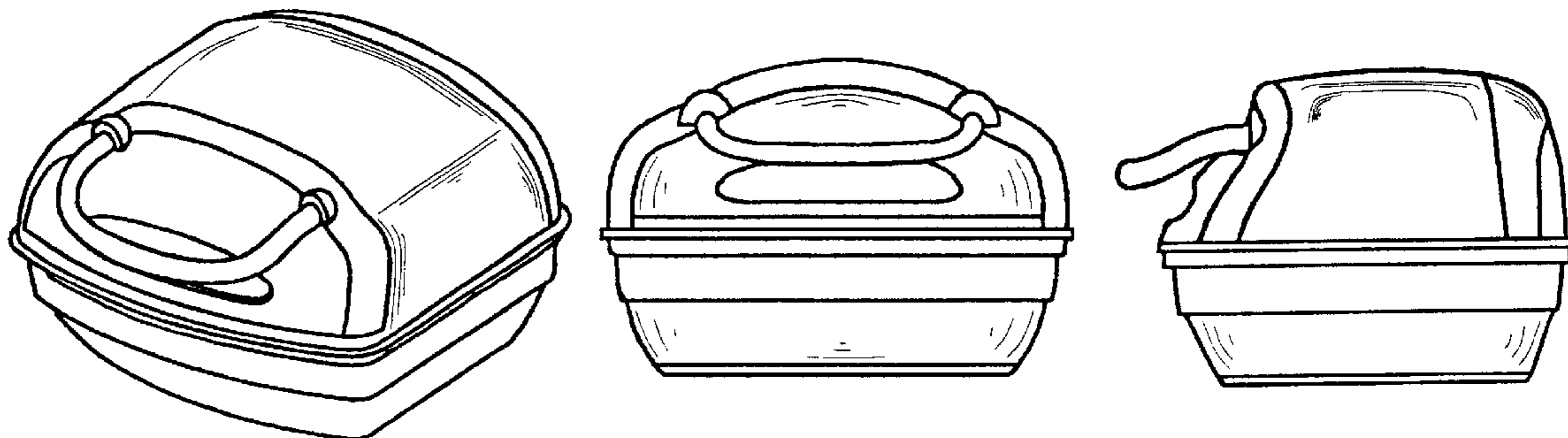
(57) **CLAIM**

The ornamental design for a roaster oven, substantially as shown and described.

DESCRIPTION

FIG. 1 is a perspective view of a roaster oven showing my new design;
 FIG. 2 is a front elevational view thereof;
 FIG. 3 is a back elevational view thereof;
 FIG. 4 is a left side elevational view thereof;
 FIG. 5 is a right side elevational view thereof;
 FIG. 6 is a top plan view thereof; and,
 FIG. 7 is a bottom plan view thereof.

1 Claim, 4 Drawing Sheets



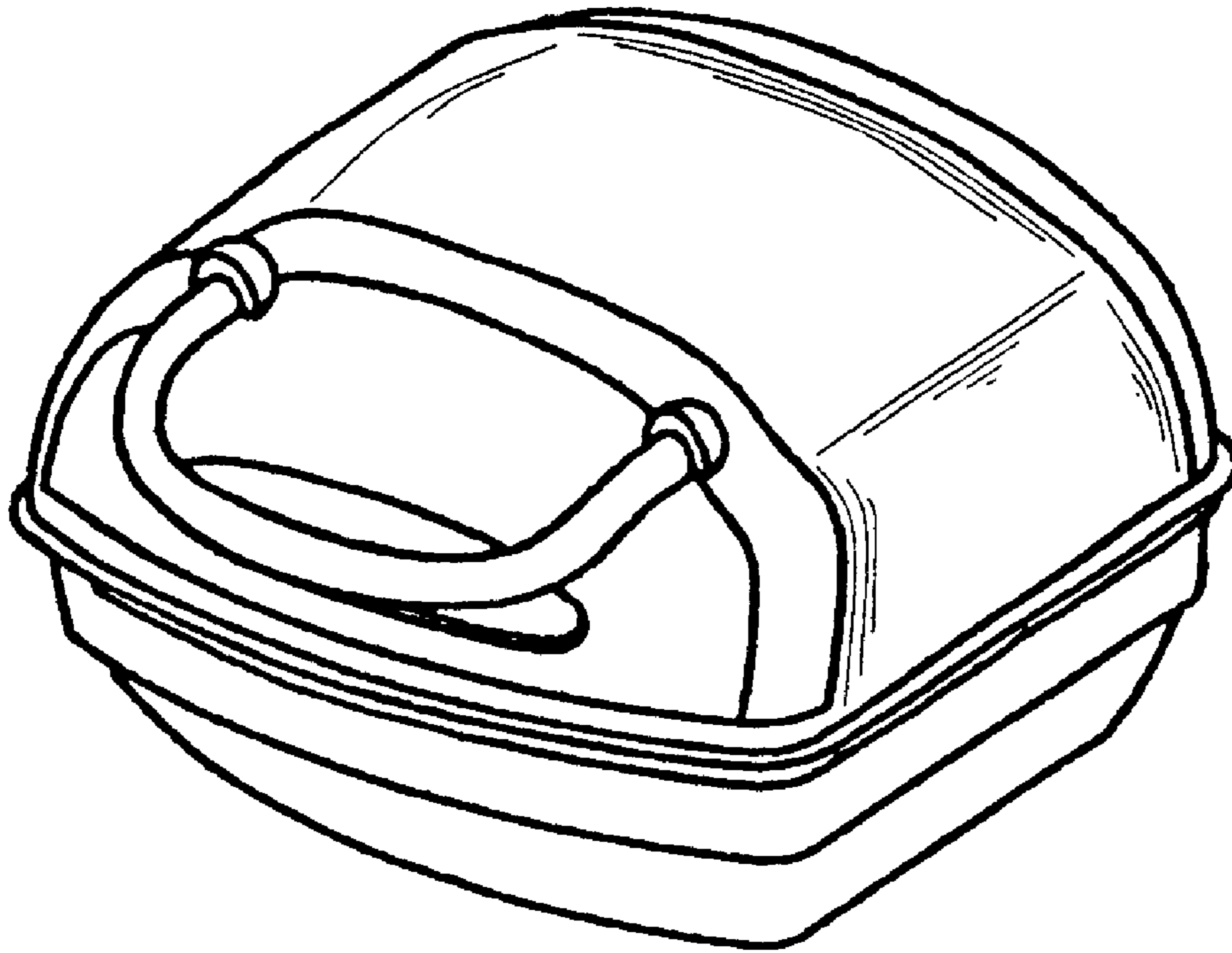


Fig. 1




Fig. 2




Fig. 3




Fig. 4




Fig. 5

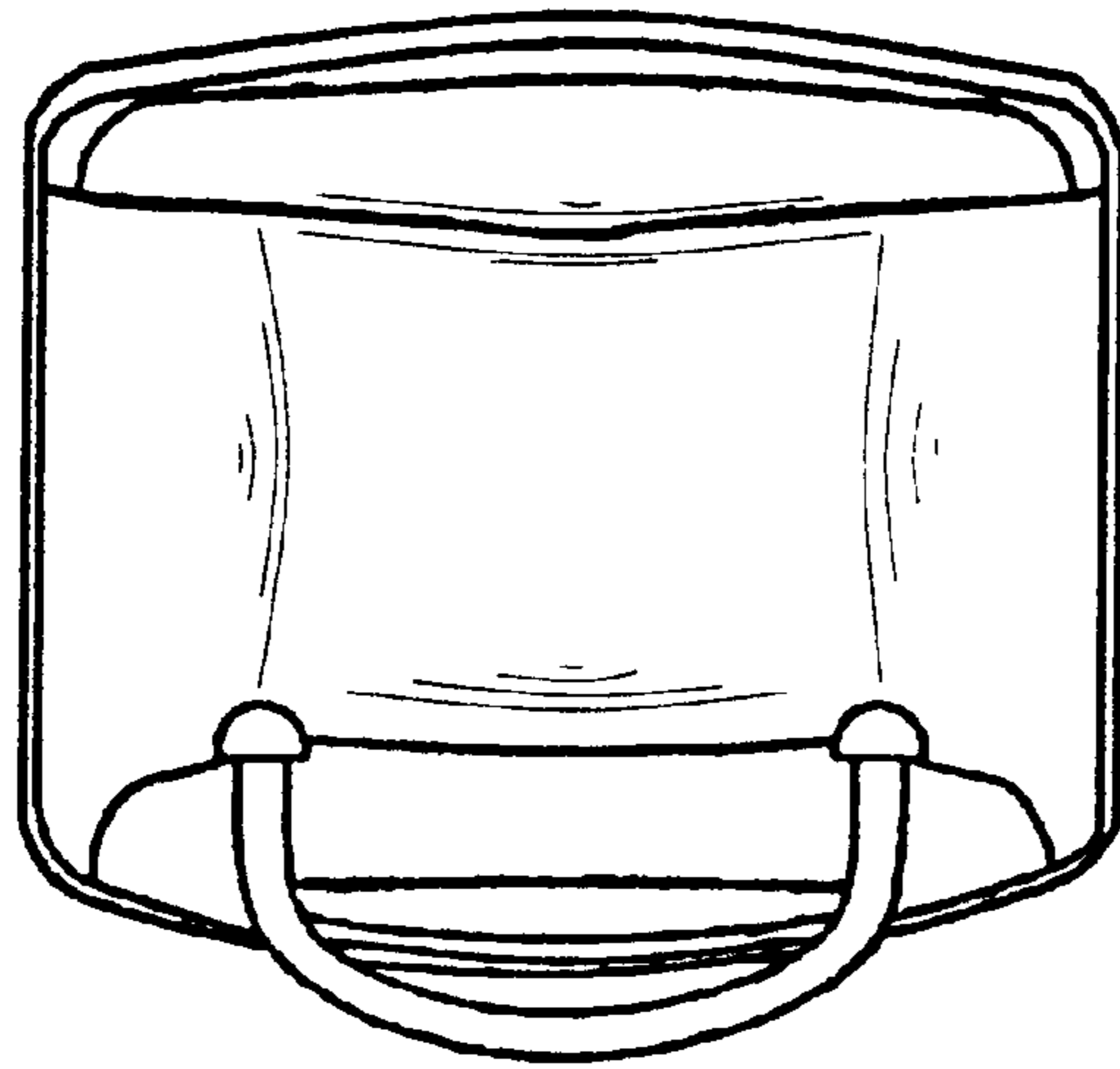


Fig. 6




Fig. 7