



US00D478242S

(12) **United States Design Patent**  
**Garman**

(10) **Patent No.:** **US D478,242 S**

(45) **Date of Patent:** **\*\* Aug. 12, 2003**

(54) **COFFEE MAKER**

(75) **Inventor:** **Michael Garman**, Stafford, VA (US)

(73) **Assignee:** **Hamilton Beach/Proctor-Silex, Inc.**,  
Glen Allen, VA (US)

(\*\*) **Term:** **14 Years**

(21) **Appl. No.:** **29/160,767**

(22) **Filed:** **May 16, 2002**

(51) **LOC (7) Cl.** ..... **07-01**

(52) **U.S. Cl.** ..... **D7/309; D7/311**

(58) **Field of Search** ..... **D7/300, 309, 310,**  
**D7/311, 306; 99/305, 306, 285, 289 R,**  
**295, 279, 292; 222/129.1-129.4; 219/432**

(56) **References Cited**

**U.S. PATENT DOCUMENTS**

D253,572 S	*	12/1979	Rinaldi	.....	D7/309
D261,657 S		11/1981	Villa		
D314,881 S	*	2/1991	Wonggem et al.	.....	D7/309
D317,996 S	*	7/1991	Jack	.....	D7/309
D318,973 S	*	8/1991	Hasslacher	.....	D7/308
D319,752 S	*	9/1991	Adams et al.	.....	D7/309
D320,137 S	*	9/1991	Barrault	.....	D7/309
D327,601 S	*	7/1992	Beeren et al.	.....	D7/309
D358,736 S	*	5/1995	Kahlecke	.....	D7/309
D365,579 S		12/1995	Baker et al.		
D367,659 S		3/1996	Baker et al.		
D377,290 S		1/1997	Saltet		
D379,049 S	*	5/1997	Amiel	.....	D7/305
D381,237 S	*	7/1997	De'Longhi	.....	D7/309

D382,437 S	*	8/1997	Amiel	.....	D7/309
D397,904 S	*	9/1998	Longhi	.....	D7/309
D407,262 S		3/1999	Dingelstad		
D407,593 S		4/1999	Hu et al.		
D408,208 S		4/1999	Hsu		
D409,875 S	*	5/1999	Alonge et al.	.....	D7/309
D417,358 S		12/1999	Dutrueel		
D419,821 S		2/2000	Powell et al.		
D431,409 S	*	10/2000	Man	.....	D7/309
D432,850 S		10/2000	Saltet		
D437,173 S	*	2/2001	Naft et al.	.....	D7/309
D444,845 S	*	7/2001	Hilgers et al.	.....	D23/207
D448,049 S	*	9/2001	Podgorney et al.	.....	D20/5
D454,465 S	*	3/2002	McKittrick et al.	.....	D7/307
D457,774 S	*	5/2002	DeMore et al.	.....	D7/309

\* cited by examiner

*Primary Examiner*—M. N. Pandozzi

(74) *Attorney, Agent, or Firm*—John H. Thomas, PC


(57) **CLAIM**


I claim the ornamental design for a coffee maker, as shown and described.

**DESCRIPTION**

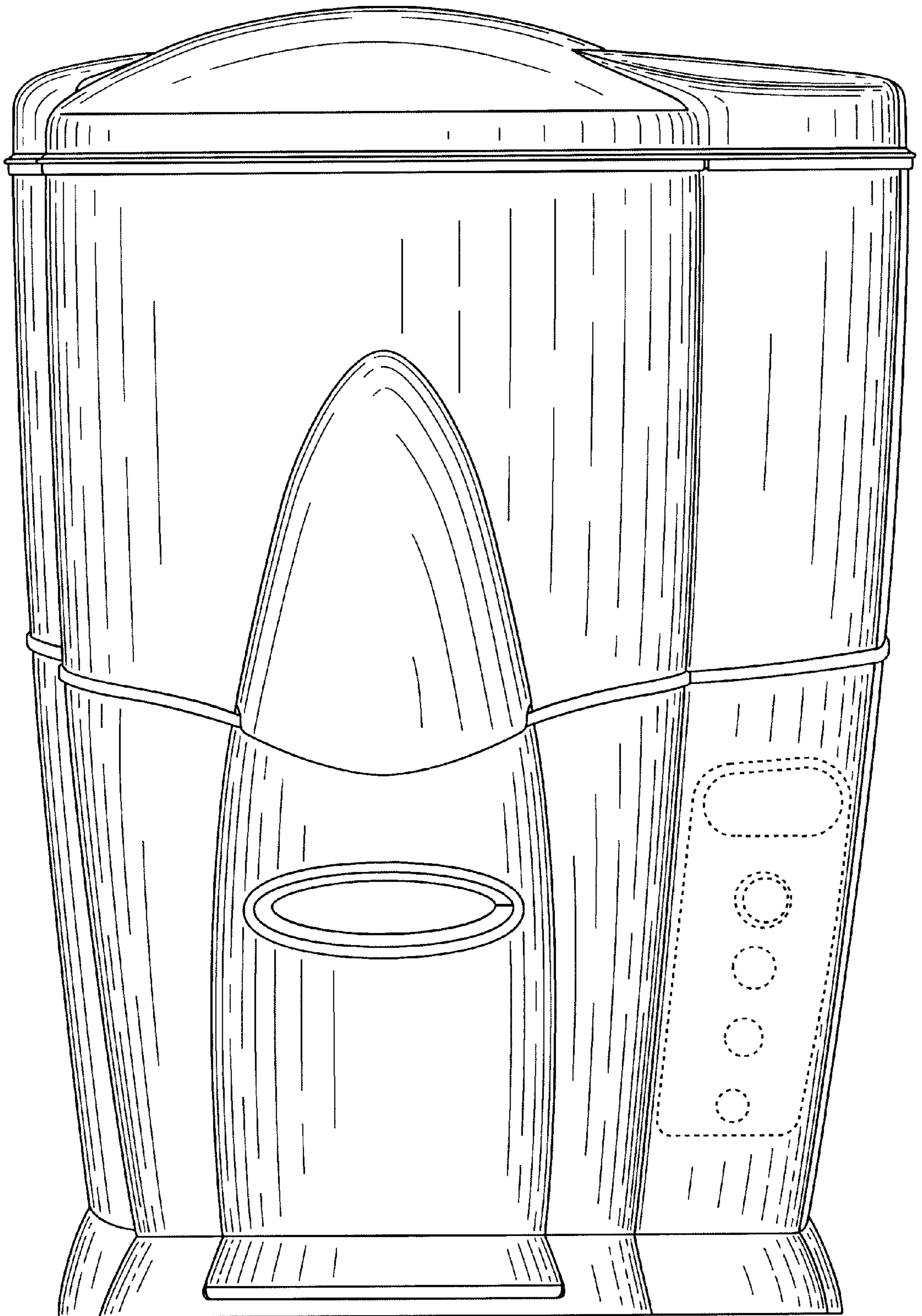
FIG. 1 is a perspective view as seen from the top, front and right side of a coffee maker showing the new design; FIG. 2 is a front elevational view thereof; FIG. 3 is a rear elevational view thereof; FIG. 4 is a right side elevational view thereof; FIG. 5 is a left side elevational thereof; FIG. 6 is a top plan view thereof; and, FIG. 7 is a bottom view thereof.

**1 Claim, 7 Drawing Sheets**

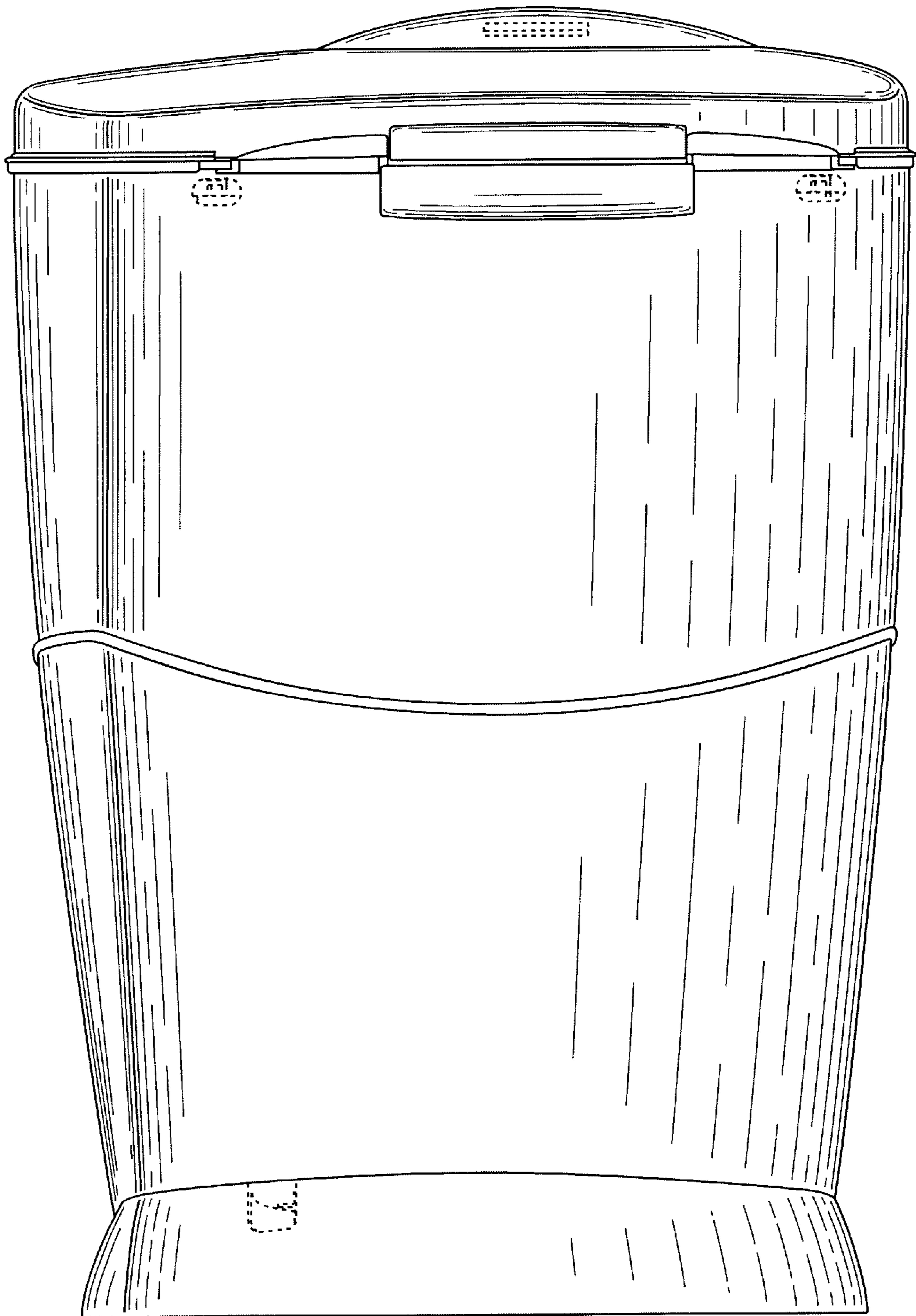




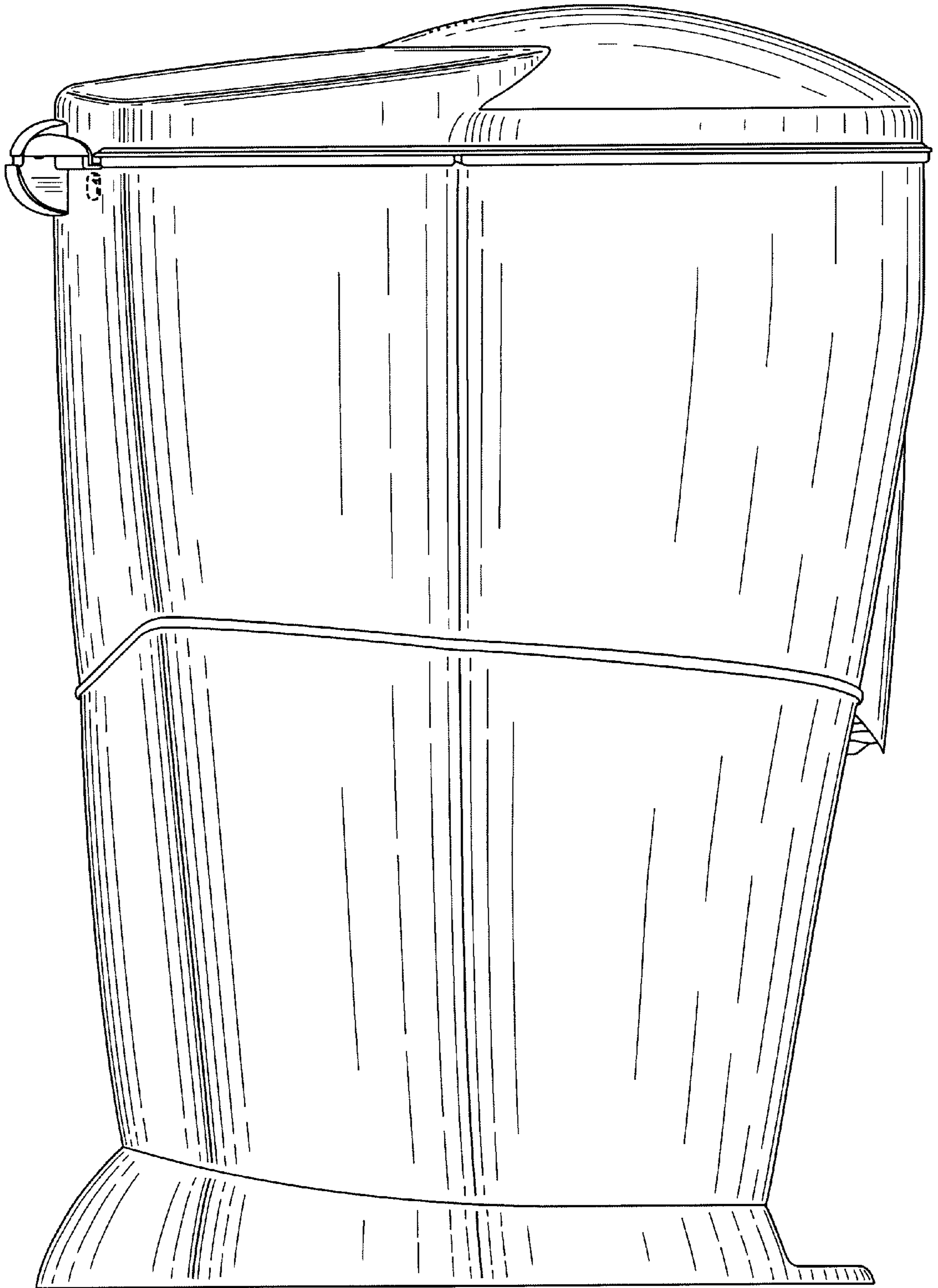
**FIG. 1**



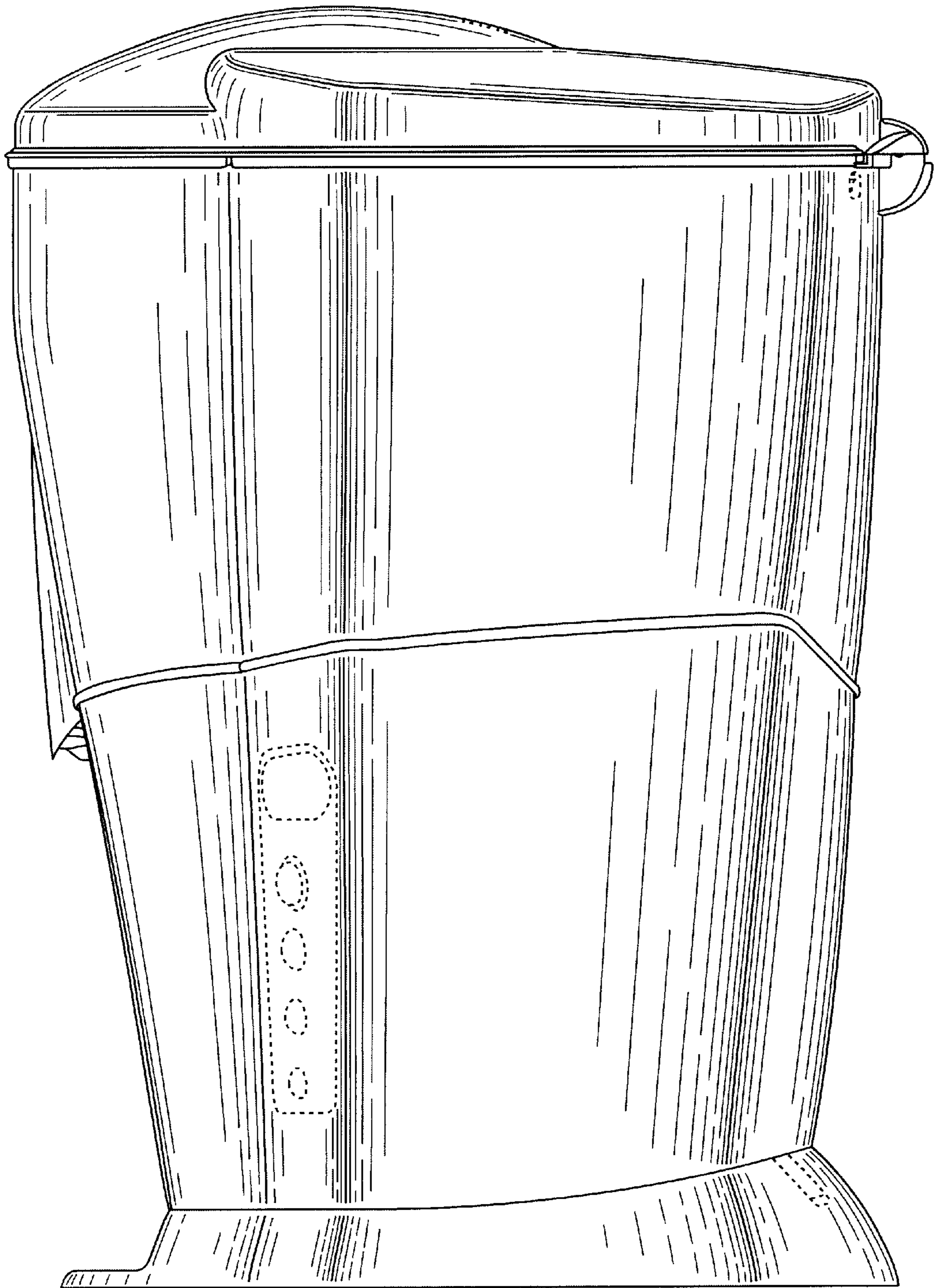
**FIG. 2**



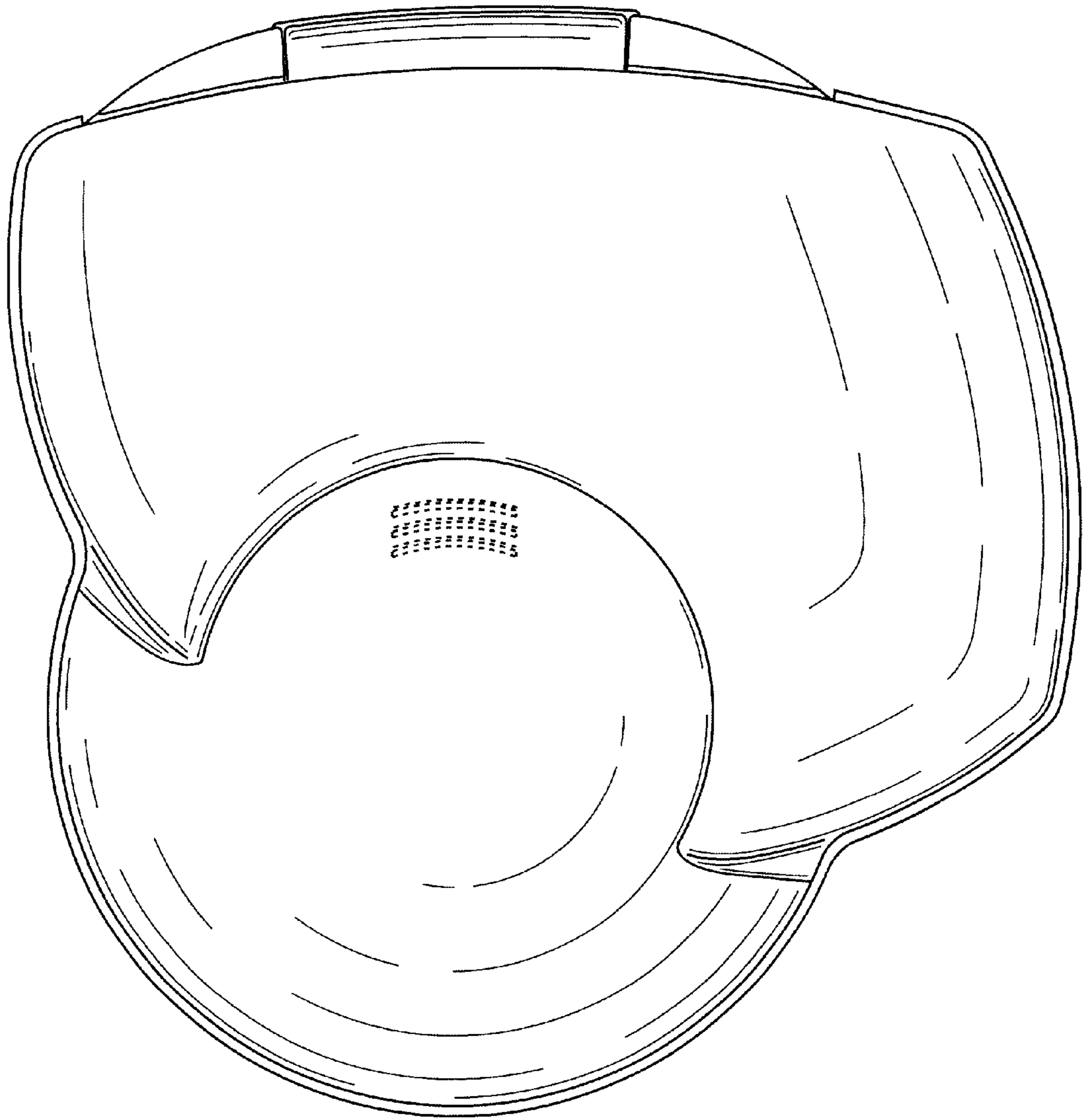
**FIG. 3**



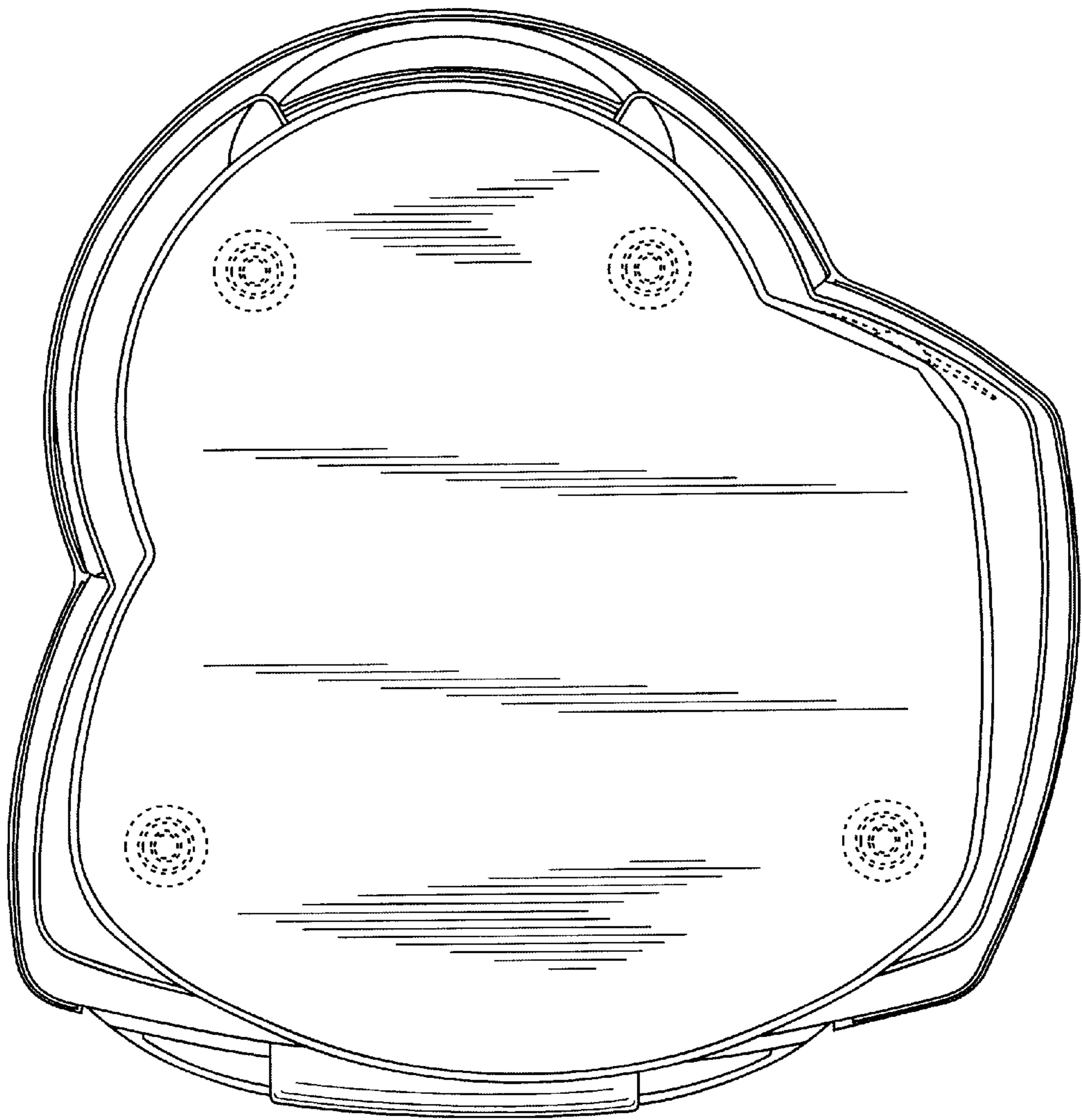
**FIG. 4**



**FIG. 5**



**FIG. 6**



**FIG. 7**