



US00D478239S

(12) **United States Design Patent**
Tung

(10) **Patent No.:** **US D478,239 S**

(45) **Date of Patent:** **** Aug. 12, 2003**

(54) **CD CASE**

(76) **Inventor:** **Ken-Huang Tung**, 7F, No. 10, Lane
348, Sec. 2, Chung Shan Rd., Chung
Ho City, Taipei Hsien (TW)

(**) **Term:** **14 Years**

(21) **Appl. No.:** **29/168,609**

(22) **Filed:** **Oct. 7, 2002**

(51) **LOC (7) Cl.** **19-04**

(52) **U.S. Cl.** **D6/632; D3/270; D6/407**

(58) **Field of Search** D3/201, 217, 218,
D3/226, 238, 241, 246, 247, 257, 270,
272, 273, 276, 307; D6/407, 626-635;
D7/710; D9/445, 454; D13/183; 206/232,
307.1, 308.1, 308.2, 308.3, 309-310, 311,
312, 313; 312/902, 9.9, 9.48, 9.55, 9.64,
9.47, 9.53, 328; 379/355; 383/18

(56) **References Cited**

U.S. PATENT DOCUMENTS

- D252,173 S * 6/1979 Woods D3/229
- D340,073 S * 10/1993 Turner
- D360,072 S * 7/1995 Poire D3/217
- D362,960 S * 10/1995 Stein D3/226
- D381,500 S * 7/1997 Dixon et al. D3/217
- D383,620 S * 9/1997 Smith et al. D6/407

- 5,826,717 A * 10/1998 Eskandry 206/308.1
- D432,344 S * 10/2000 Eskandry D6/632
- D435,385 S * 12/2000 Eskandry D6/633
- D456,200 S * 4/2002 Eskandry D6/631
- D459,880 S * 7/2002 Tung D3/270
- D466,289 S * 12/2002 Nevins D3/244
- D468,527 S * 1/2003 Nevins D3/246
- D468,906 S * 1/2003 Rugg D3/257
- D471,052 S * 3/2003 Nieves D6/633

* cited by examiner

Primary Examiner—Celia Murphy

(74) *Attorney, Agent, or Firm*—Troxell Law Office PLLC



(57) **CLAIM**

The ornamental design for a CD case, as shown and described.

DESCRIPTION

FIG. 1 is a perspective view of a CD case showing my new design;
 FIG. 2 is a front elevational view thereof;
 FIG. 3 is a rear elevational view thereof;
 FIG. 4 is a left side elevational view thereof;
 FIG. 5 is a right side elevational view thereof;
 FIG. 6 is a top plan view thereof; and,
 FIG. 7 is a bottom plan view thereof.

1 Claim, 4 Drawing Sheets






FIG.1

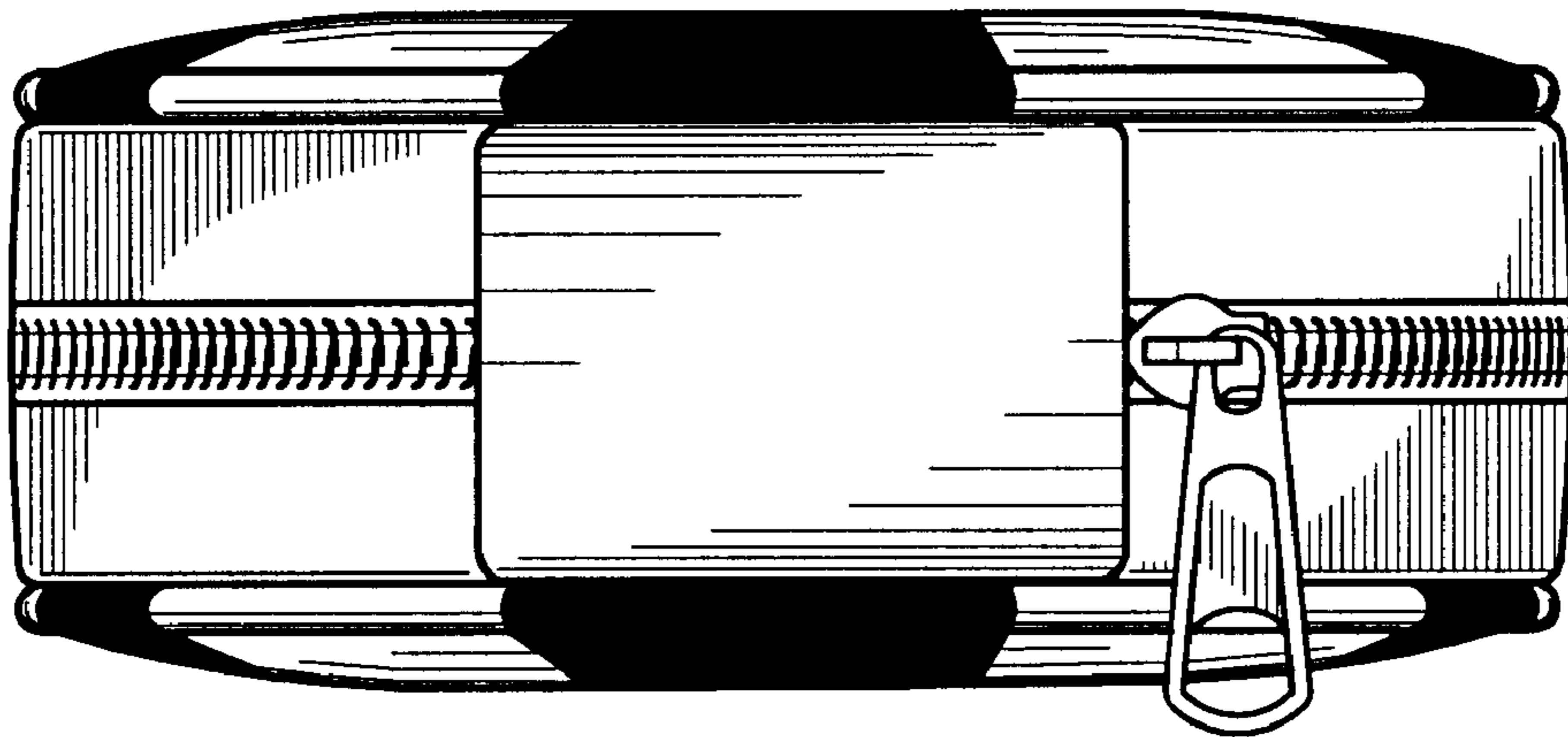


FIG. 2

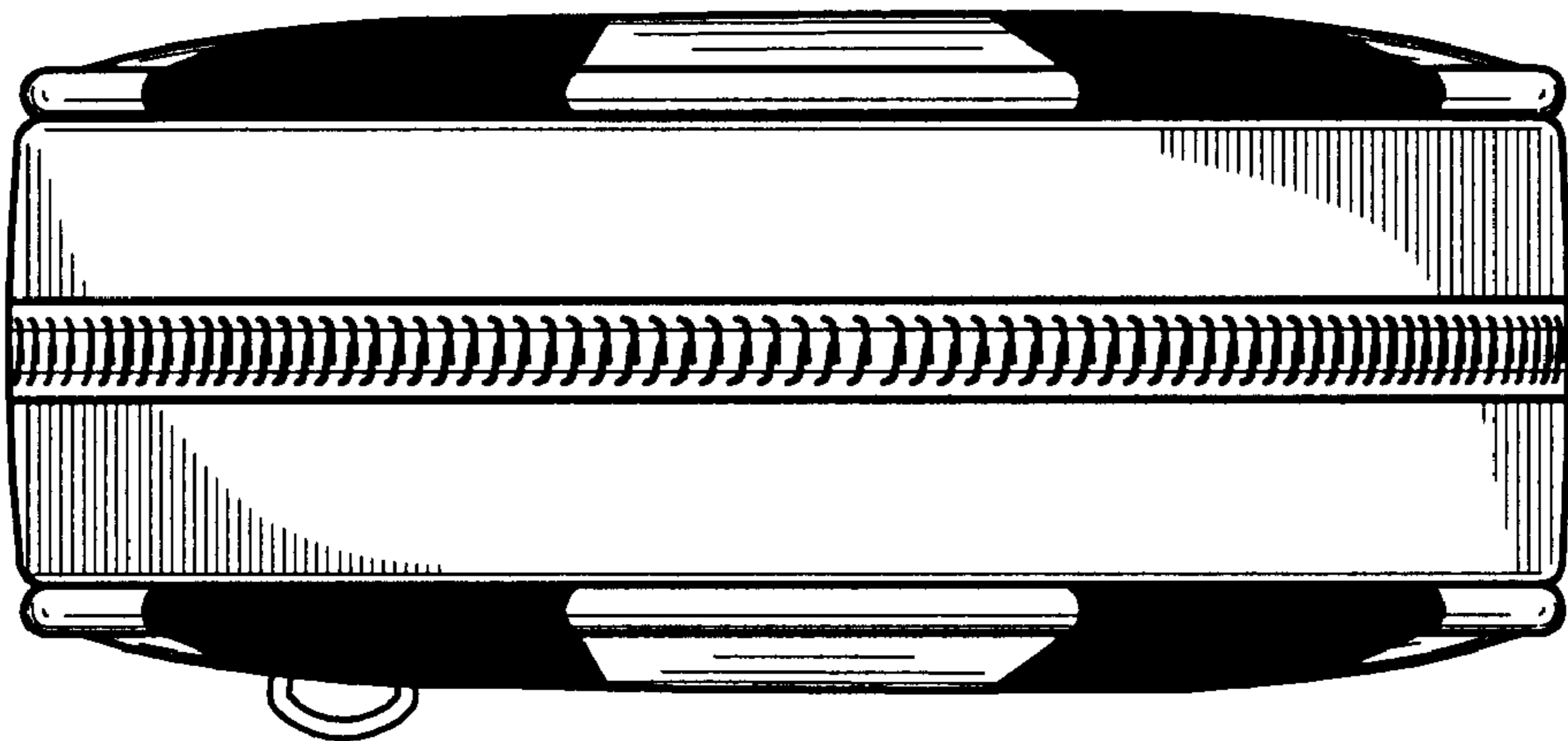


FIG. 3

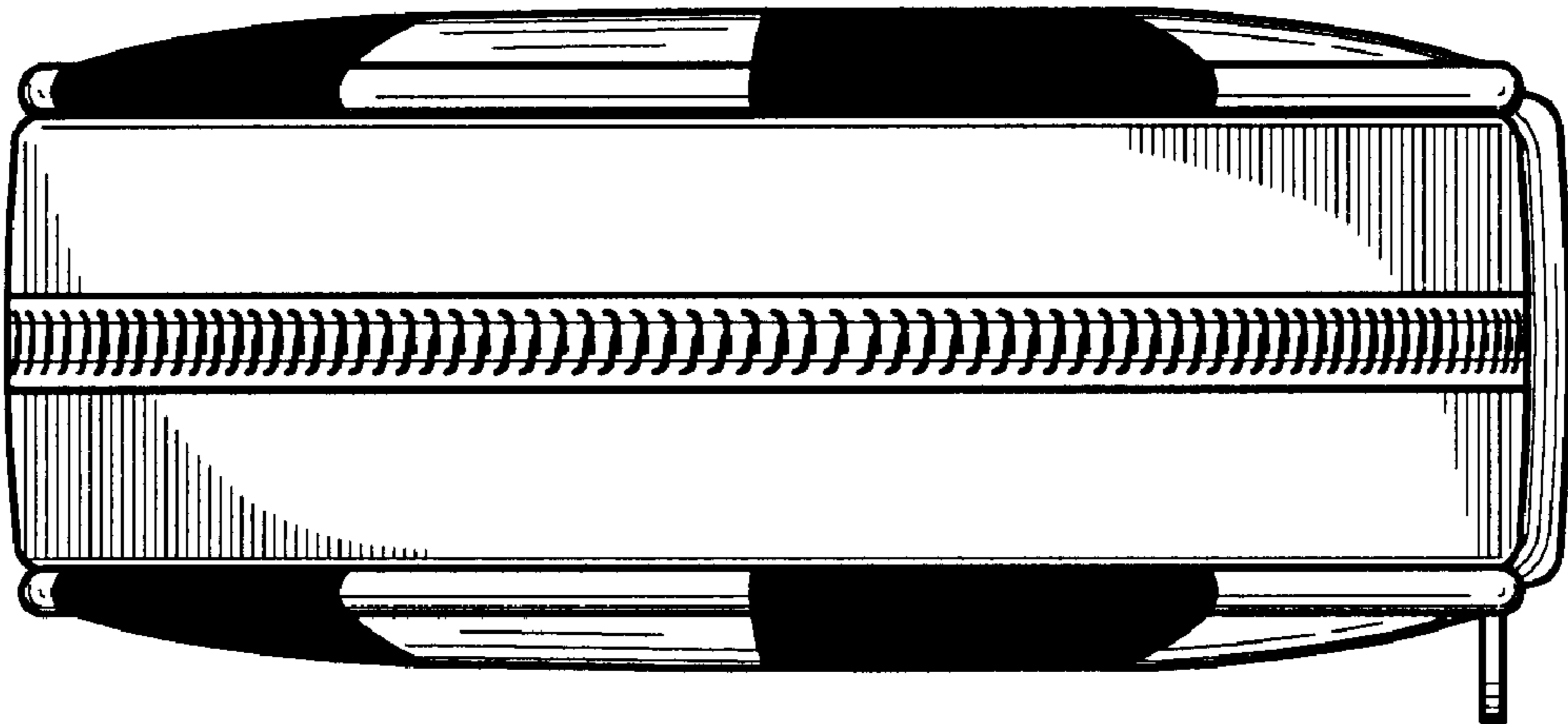


FIG. 4

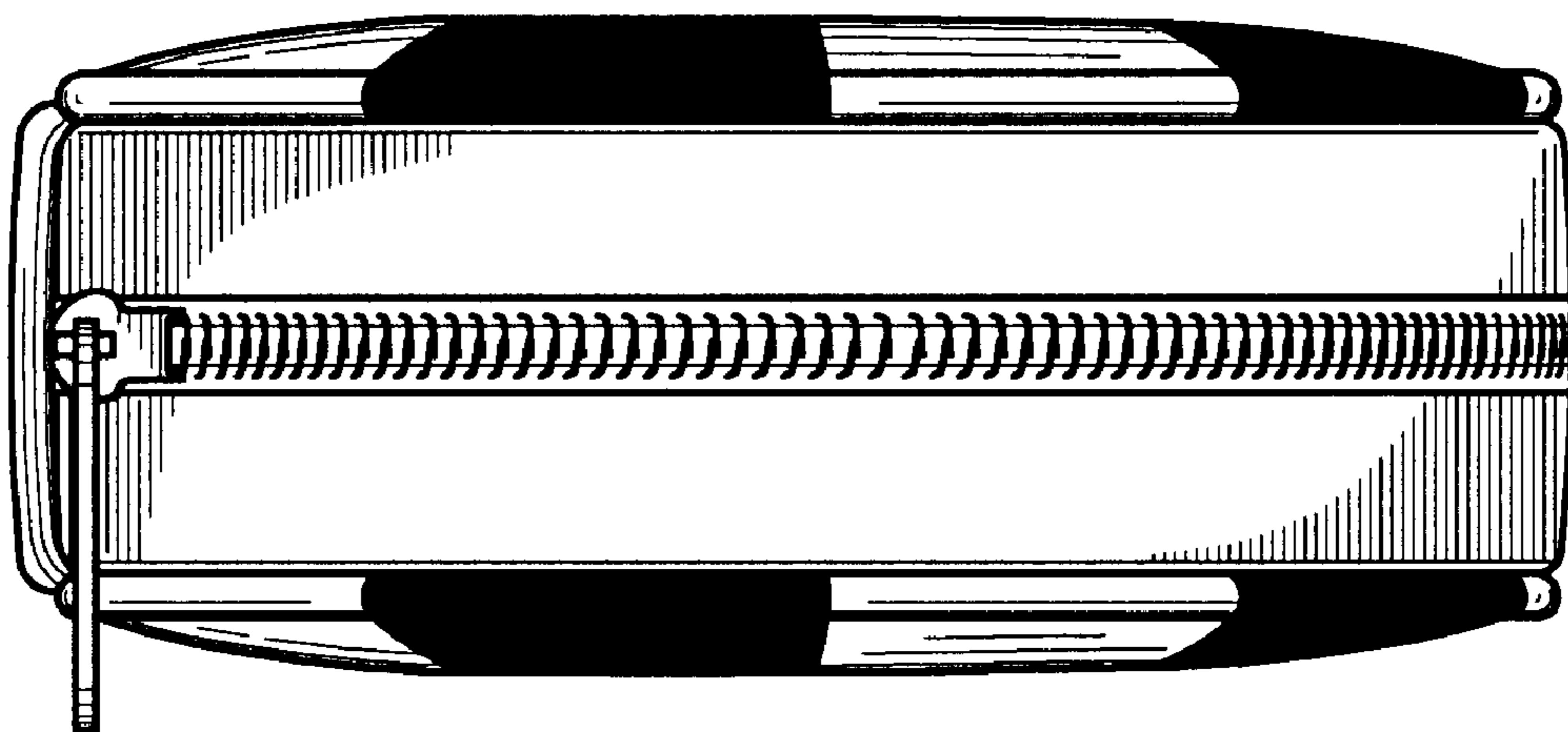


FIG. 5



FIG. 6




FIG. 7