



US00D478217S

(12) **United States Design Patent**
Bruner et al.

(10) **Patent No.:** **US D478,217 S**

(45) **Date of Patent:** **** Aug. 12, 2003**

(54) **FABRIC CONSTRUCTION**

(76) Inventors: **Jeffrey W. Bruner**, 4300 Starmount Dr., Greensboro, NC (US) 27410; **J. Michael Davis**, 1065 Hillbilly Hollow Rd., Stuart, VA (US) 24171

(**) Term: **14 Years**

(21) Appl. No.: **29/175,626**

(22) Filed: **Feb. 7, 2003**

Related U.S. Application Data

(62) Division of application No. 29/151,356, filed on Dec. 3, 2001, now Pat. No. Des. 473,383.

(51) **LOC (7) Cl.** **05-05**

(52) **U.S. Cl.** **D5/47**

(58) **Field of Search** D5/1, 2, 3, 7, D5/8, 11, 19, 20, 23, 25, 30, 32, 41, 45, 46, 47, 49, 50, 52, 53, 54, 55, 56, 57, 58, 59, 60, 61, 62, 63, 64, 99; D2/749, 994; D6/582, 583, 595, 596, 598, 603, 604, 605, 608, 613, 616, 617, 622; D24/124, 125; D25/142, 152; 428/17, 18, 151, 154, 156, 171, 187, 198, 199, 540, 542.2, 542.6, 904.4, 919; 5/413 AM, 709; D7/396.4, 396.5; 162/134, 231, 140; 156/209, 148

(56) **References Cited**

U.S. PATENT DOCUMENTS

D11,533 S	*	12/1879	Maertens	D5/47
D11,534 S	*	12/1879	Maertens	D5/47
D12,321 S	*	6/1881	Goodman	D5/47
550,093 A	*	11/1895	Bennett	D5/47
D27,231 S	*	6/1897	Graham	D5/47
D31,572 S	*	9/1899	Palmer	D5/54

D62,441 S	*	6/1923	Currie	D5/19
D65,968 S	*	11/1924	Herbine	D5/19
D89,764 S	*	5/1933	Hemmerich	D5/47
D95,605 S	*	5/1935	Neaves	D5/47
2,002,271 A	*	5/1935	Lombardi	D5/47
2,052,088 A	*	8/1936	Drumheller	D5/47
2,118,108 A	*	5/1938	Riley	D5/47
2,159,615 A	*	5/1939	Kaak	D5/47
2,170,741 A	*	8/1939	Ware	D5/47
D121,713 S	*	7/1940	Boardman	D5/47
2,692,842 A	*	10/1954	Dildilian	D5/47
2,839,909 A	*	6/1958	Morgan	D5/47
3,083,439 A	*	4/1963	Seligson	D5/47
3,218,381 A	*	11/1965	Such et al.	D5/47
3,684,284 A	*	8/1972	Tranfield	156/148
D239,420 S	*	4/1976	Clark	D2/994
3,986,374 A	*	10/1976	Fane	D5/47
D342,163 S	*	12/1993	Lesner	D5/54
5,562,967 A	*	10/1996	Kikuchi et al.	156/148
5,645,504 A	*	7/1997	Westhoff	D5/7

* cited by examiner

Primary Examiner—Doris V. Coles
Assistant Examiner—T. Chase Nelson


(57) **CLAIM**

The ornamental design for a fabric construction, as shown and described.

DESCRIPTION

FIG. 1 is a top plan view of a fabric construction embodying our design;
FIG. 2 is a bottom plan view thereof;
FIG. 3 is a front end elevational view thereof;
FIG. 4 is a rear end elevational view thereof;
FIG. 5 is a right end elevational view thereof; and,
FIG. 6 is a left end elevational view thereof.

1 Claim, 2 Drawing Sheets



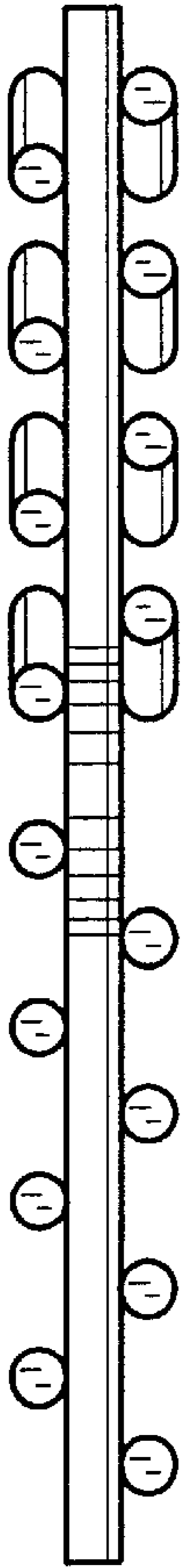


FIG. 4




FIG. 1

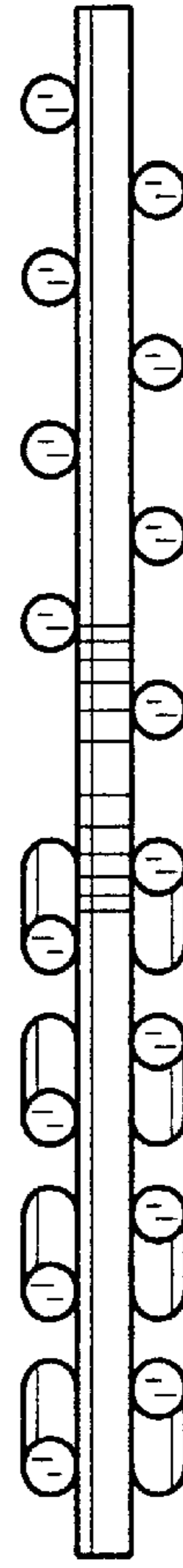


FIG. 3

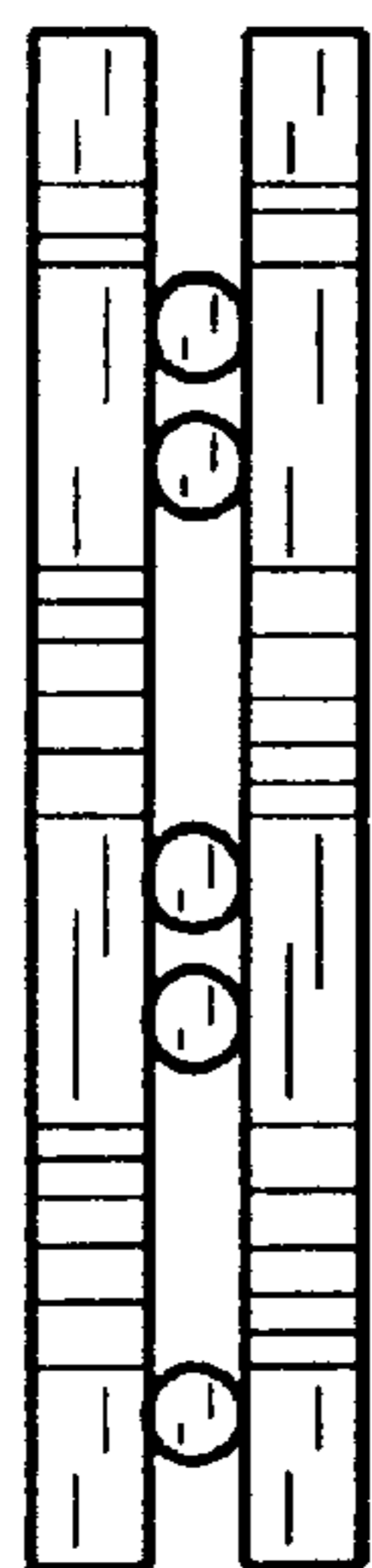


FIG. 6

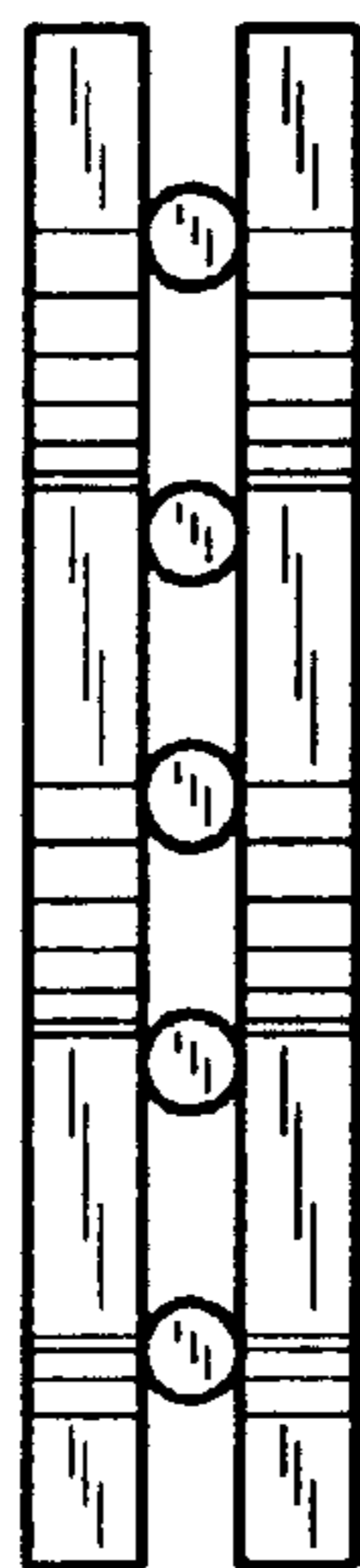


FIG. 5




FIG. 2