



US00D478215S

(12) **United States Design Patent** (10) **Patent No.:** **US D478,215 S**
Xi (45) **Date of Patent:** **** Aug. 12, 2003**

(54) **TOOTHBRUSH**

(75) Inventor: **Swanson Xi**, Shanghai (CN)

(73) Assignee: **Colgate-Palmolive Company**, New York, NY (US)

(**) Term: **14 Years**

(21) Appl. No.: **29/167,352**

(22) Filed: **Sep. 12, 2002**

(51) **LOC (7) Cl.** **04-02**

(52) **U.S. Cl.** **D4/104**

(58) **Field of Search** D4/104-112; 15/167.1, 15/143.1, 186-187

(56) **References Cited**

U.S. PATENT DOCUMENTS

| | | | | | |
|-------------|---|---------|-------------|-------|----------|
| D281,202 S | * | 11/1985 | Thompson | | D4/104 |
| D369,471 S | * | 5/1996 | Schneider | | D4/104 |
| D375,206 S | * | 11/1996 | Halm | | D4/104 |
| 5,655,249 A | * | 8/1997 | Li | | 15/167.1 |
| D396,145 S | * | 7/1998 | Grau et al. | | D4/104 |

* cited by examiner

Primary Examiner—Holly Baynham

(74) *Attorney, Agent, or Firm*—Henry S. Goldfine

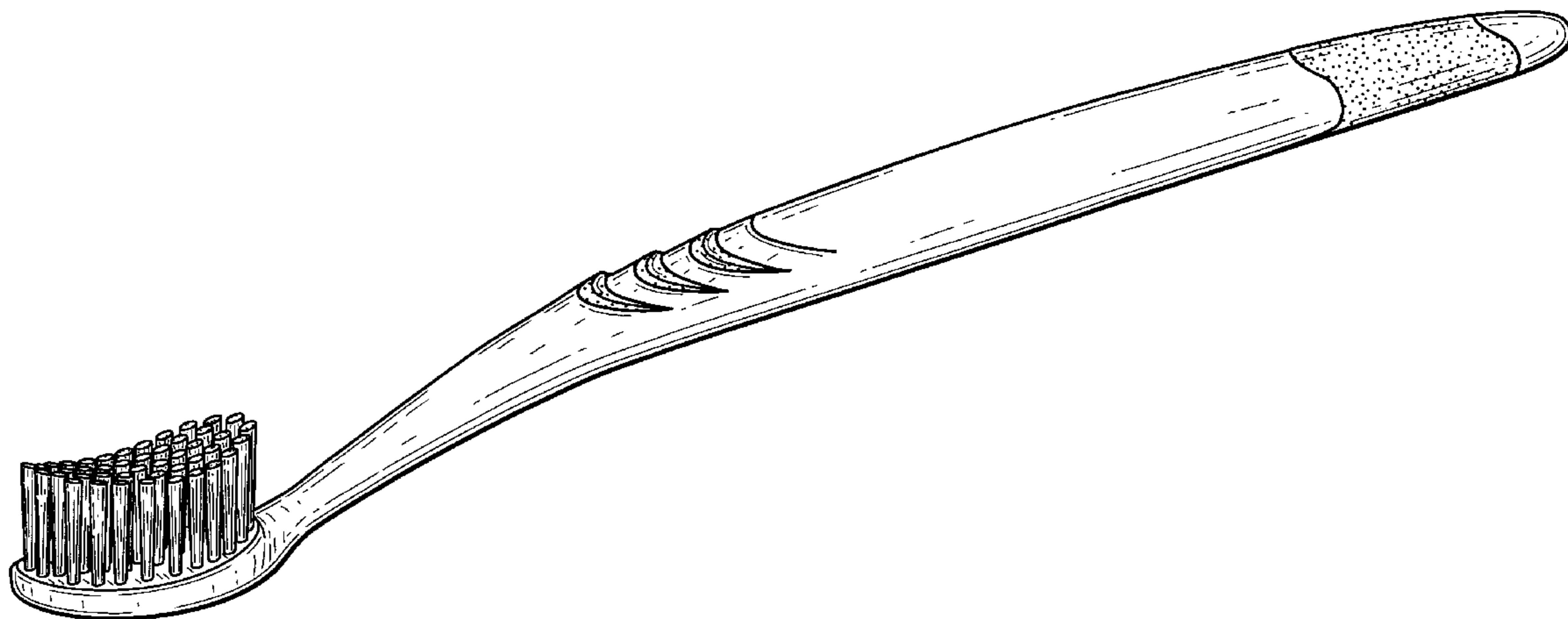
(57) **CLAIM**

The ornamental design for a toothbrush, as shown and described.

DESCRIPTION

FIG. 1 is a top perspective view of a toothbrush of my new design, as seen from the top left side thereof;
 FIG. 2 is a front elevation view thereof;
 FIG. 3 is a back elevation view thereof;
 FIG. 4 is a left side elevation view thereof;
 FIG. 5 is a right side elevation view thereof;
 FIG. 6 is a top view thereof;
 FIG. 7 is a bottom view thereof;
 FIG. 8 is a top perspective view of a second embodiment of a toothbrush of my new design, as seen from the top left side thereof;
 FIG. 9 is a front elevation view thereof;
 FIG. 10; is a back elevation view thereof;
 FIG. 11 is a left side elevation view thereof;
 FIG. 12 is a right side elevation view thereof;
 FIG. 13 is a top view thereof; and,
 FIG. 14 is a bottom view thereof.
 In FIGS. 8 through 14, inclusive, the toothbrush bristles are shown in broken lines for illustrative purposes only and form no part of the claimed design.

1 Claim, 12 Drawing Sheets



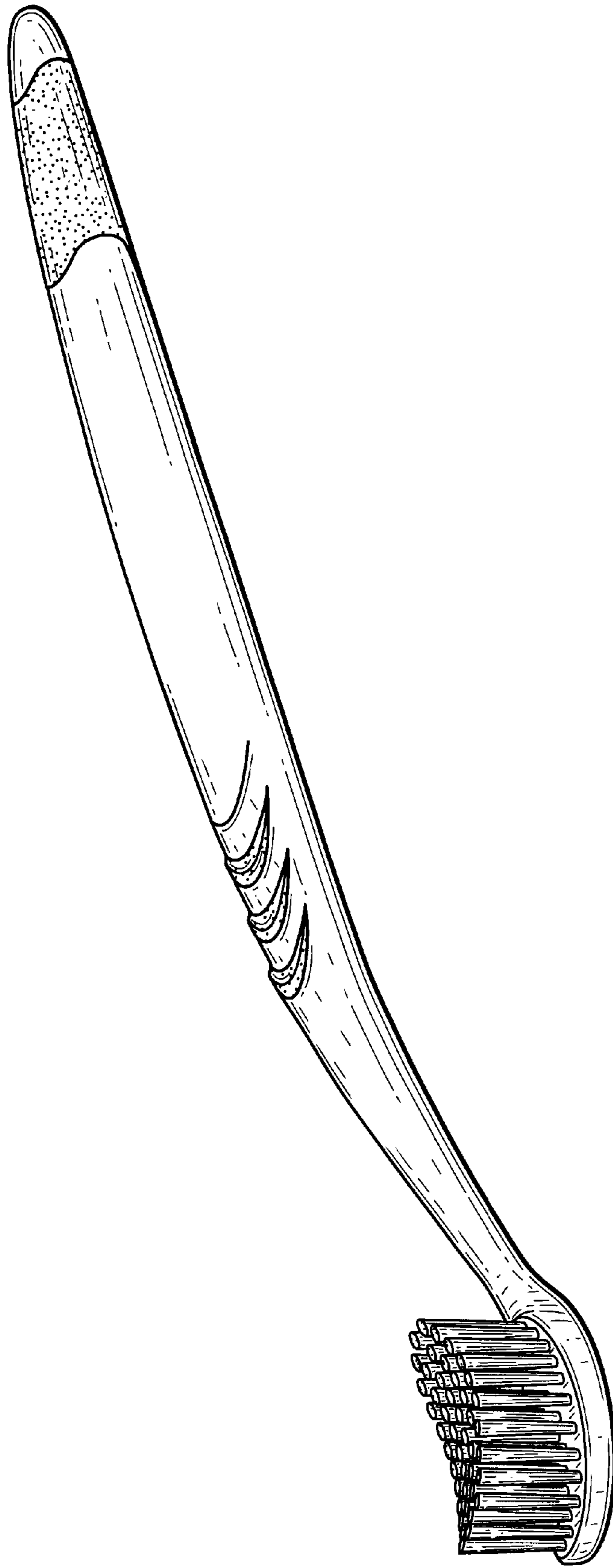


FIG. 1

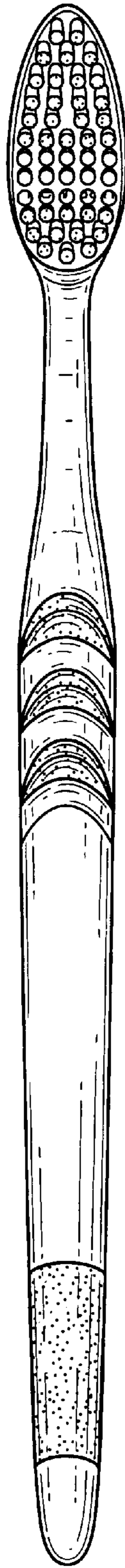


FIG. 2

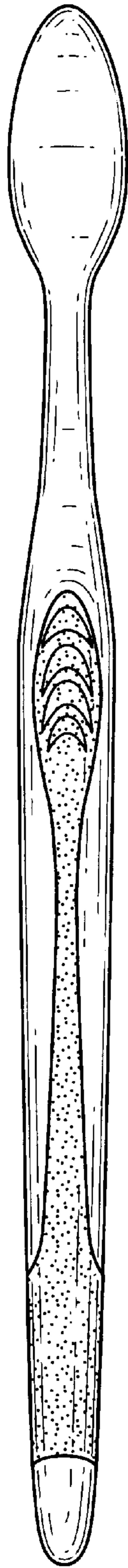


FIG. 3

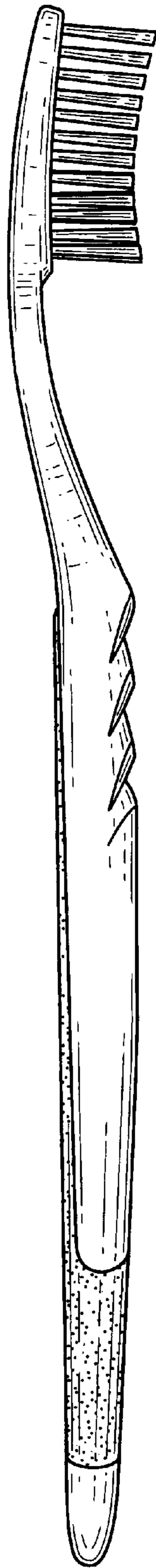


FIG. 4

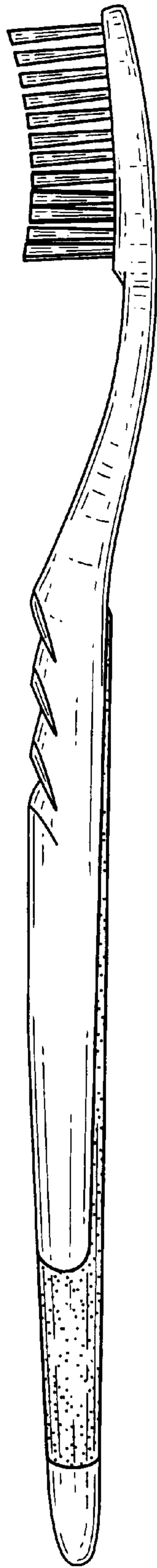


FIG. 5




FIG. 6



FIG. 7

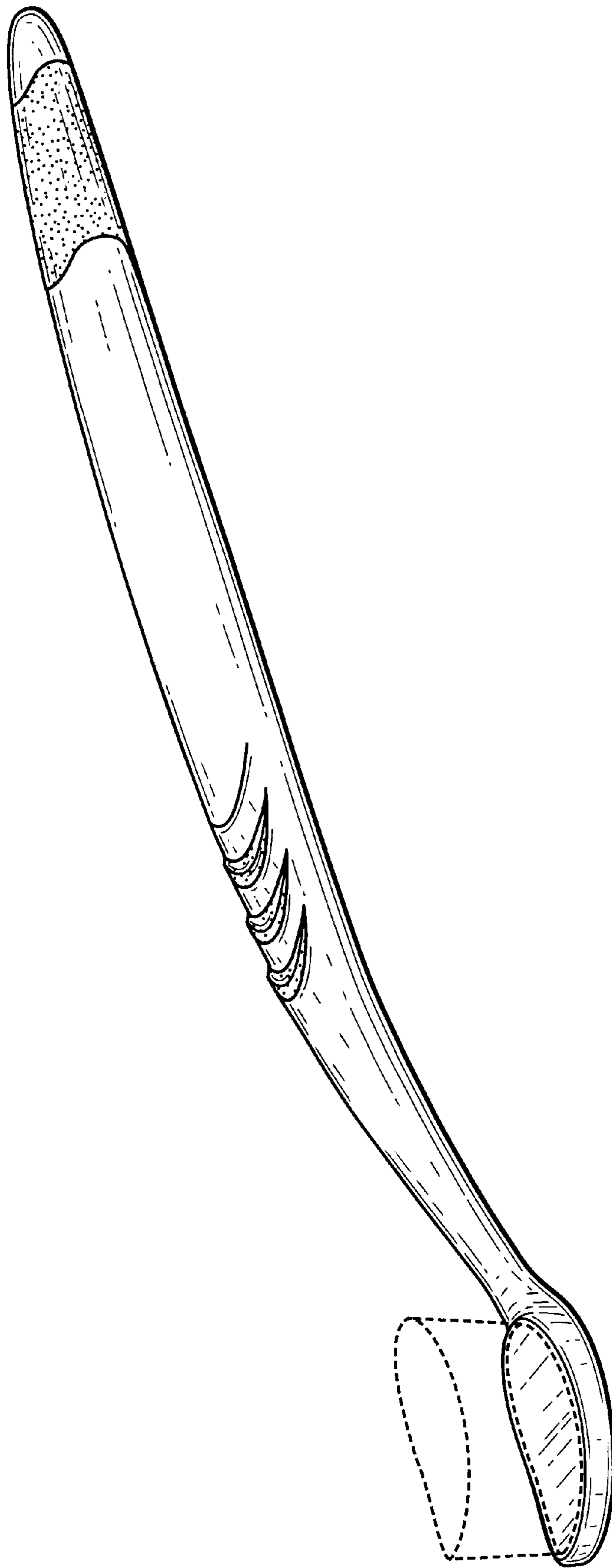


FIG. 8

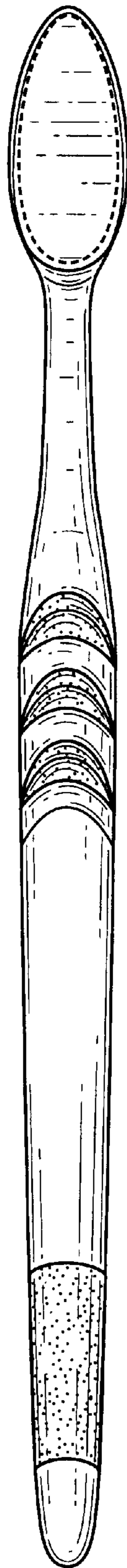


FIG. 9

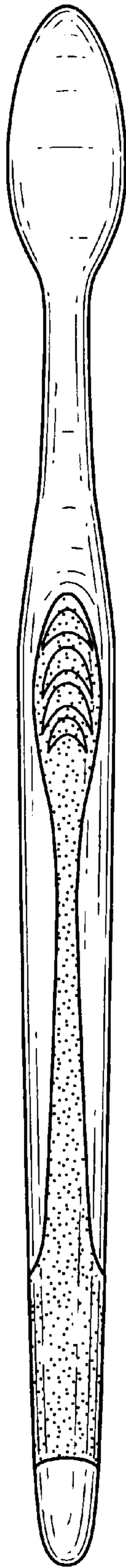


FIG. 10

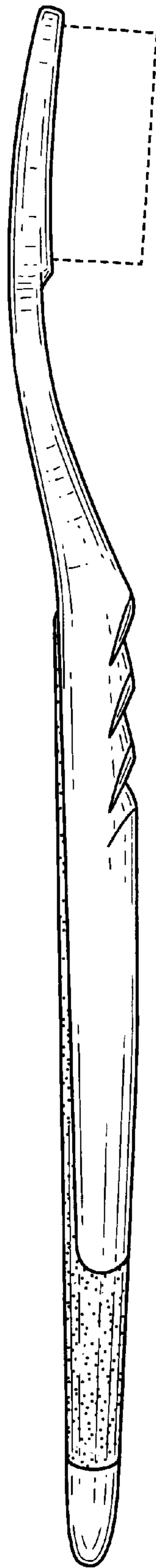


FIG. 11

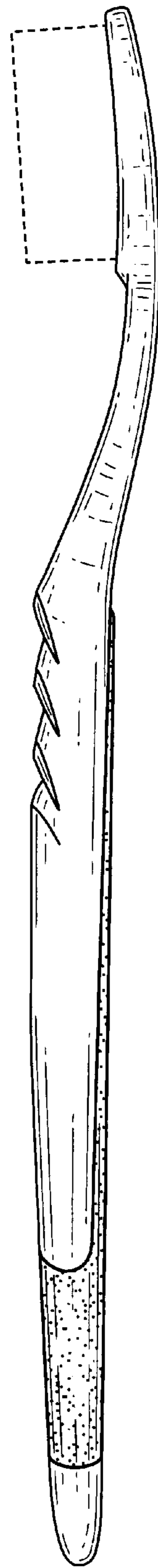


FIG. 12




FIG. 13



FIG. 14