



US00D478210S

(12) **United States Design Patent**
Dembicks

(10) **Patent No.:** **US D478,210 S**

(45) **Date of Patent:** **** *Aug. 12, 2003**

(54) **FIFTY-FIVE COMPARTMENT SOCKET TRAY**

D423,219 S * 4/2000 Dembicks D3/313
D424,807 S * 5/2000 Dembicks D3/313
D432,790 S * 10/2000 Streich et al. D3/318

(75) Inventor: **Tyler J. Dembicks**, Raleigh, NC (US)

* cited by examiner

(73) Assignee: **Andrews Toolworks, Inc.**, Raleigh, NC (US)

Primary Examiner—Louis S. Zarfaz

Assistant Examiner—Deanne Levy

(*) Notice: This patent is subject to a terminal disclaimer.

(74) *Attorney, Agent, or Firm*—Akerman Senterfitt

(**) Term: **14 Years**

(57) **CLAIM**

An ornamental design for a fifty-five compartment socket tray, as shown and described.

(21) Appl. No.: **29/155,598**

DESCRIPTION

(22) Filed: **Feb. 13, 2002**

(51) **LOC (7) Cl.** **03-01**

(52) **U.S. Cl.** **D3/305**

(58) **Field of Search** D3/304, 313, 314, D3/315, 201, 901, 905; 206/557, 558, 561–565, 391, 372, 327, 376–378, 389; D19/75, 92; 248/314; 211/70.6; 220/500, 507; D8/71; D9/347

FIG. 1 is a perspective view of the fifty-five compartment socket tray according to the subject invention.

FIG. 2 is a side view of the fifty-five compartment socket tray in FIG. 1.

FIG. 3 is a vertical section along line 3—3 of the fifty-five compartment socket tray in FIG. 1.

FIG. 4 is a front view of the fifty-five compartment socket in FIG. 1.

FIG. 5 is a rear view of the fifty-five compartment socket tray in FIG. 1.

FIG. 6 is a vertical section along line 6—6 of the fifty-five compartment socket tray in FIG. 1.

FIG. 7 is a top view of the fifty-five compartment socket tray in FIG. 1; and,

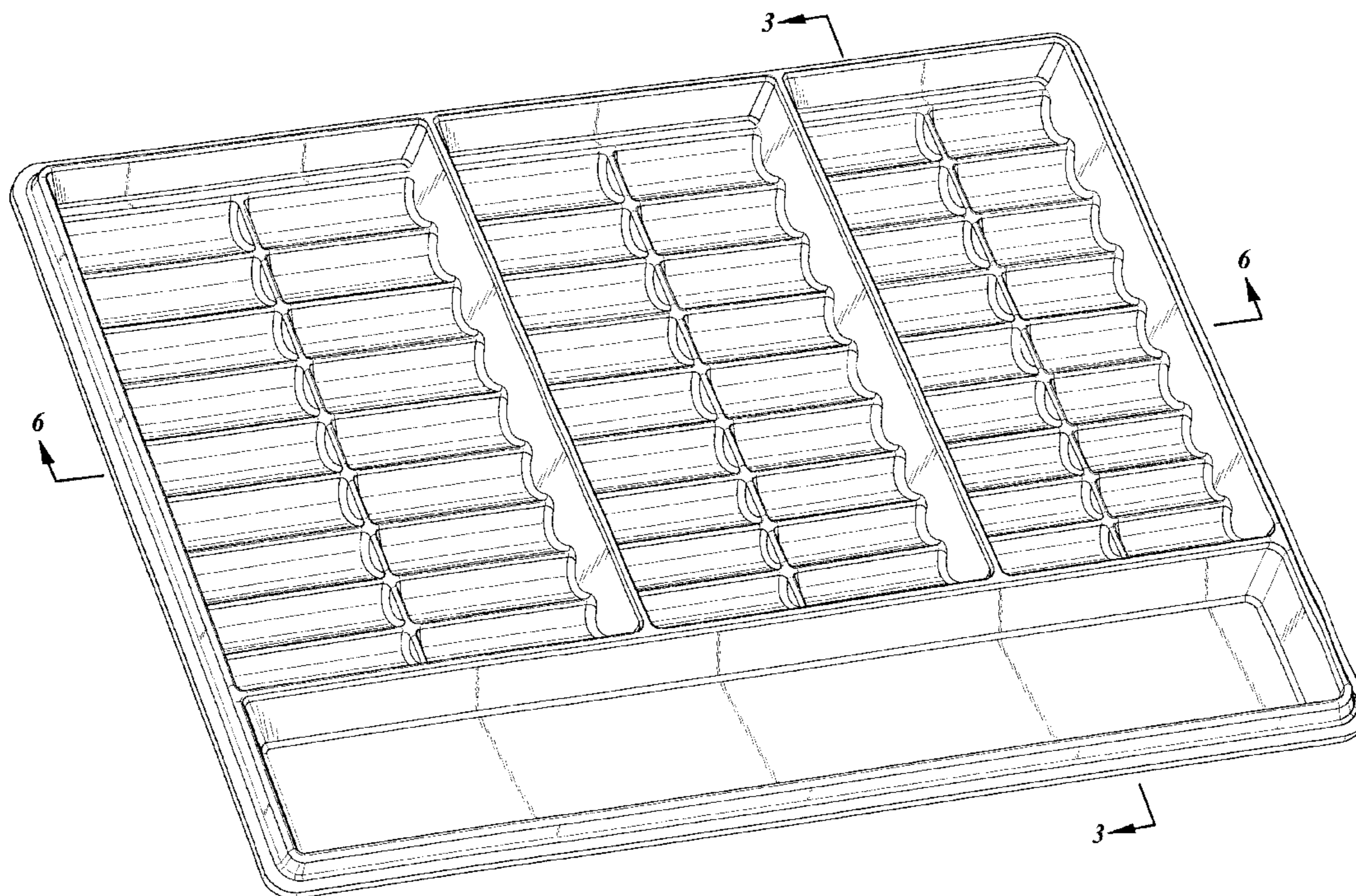
FIG. 8 is a bottom view of the fifty-five compartment socket tray in FIG. 1.

(56) **References Cited**

U.S. PATENT DOCUMENTS

2,944,696 A * 7/1960 Effgen 220/507
D278,253 S * 4/1985 Evenson D19/75
D279,384 S * 6/1985 Evenson D19/75
4,648,524 A * 3/1987 Ackermann 220/507
D360,529 S * 7/1995 Balzen D3/313
5,500,631 A * 3/1996 Negus 206/350

1 Claim, 4 Drawing Sheets



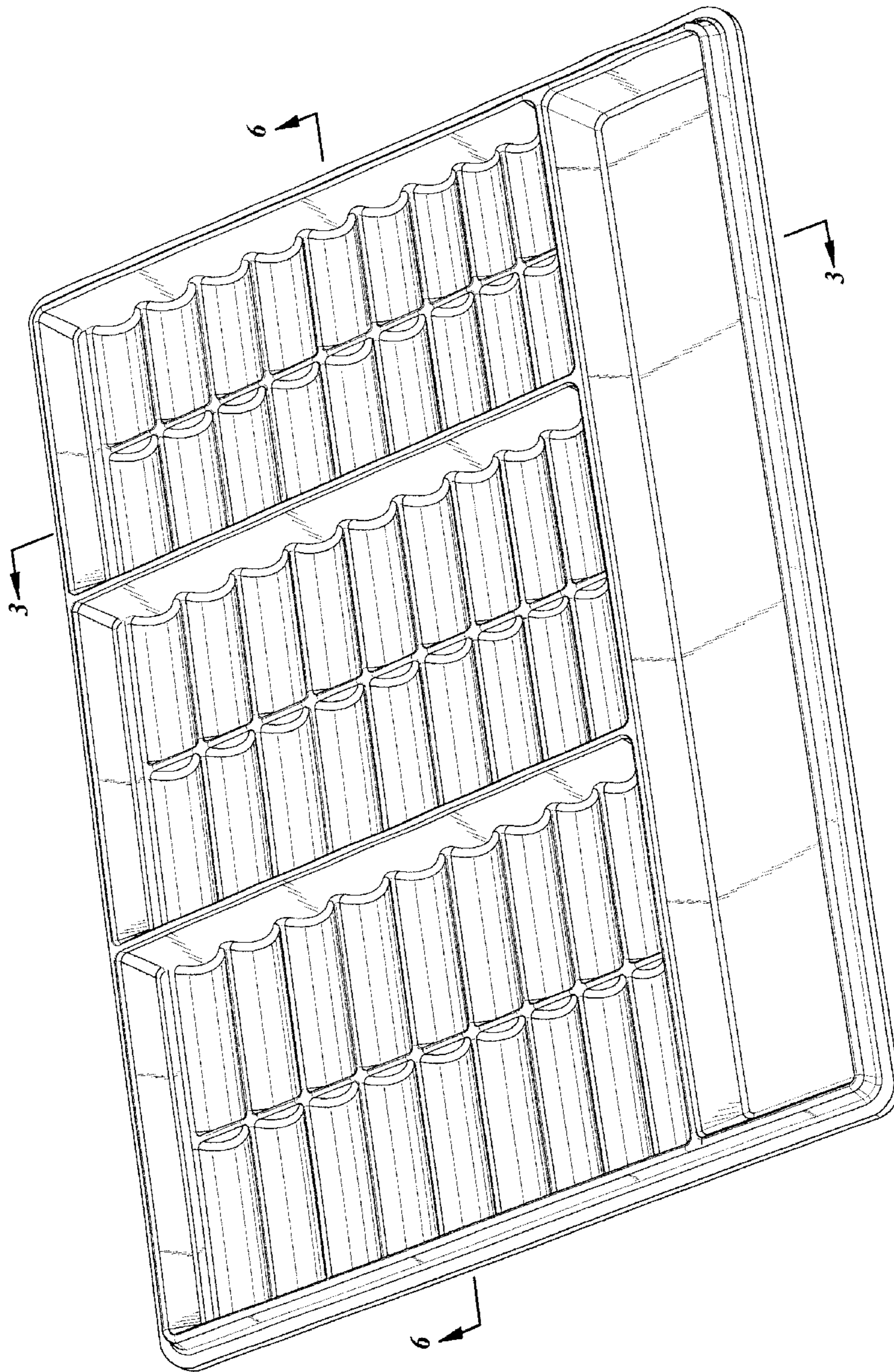


FIG. 1

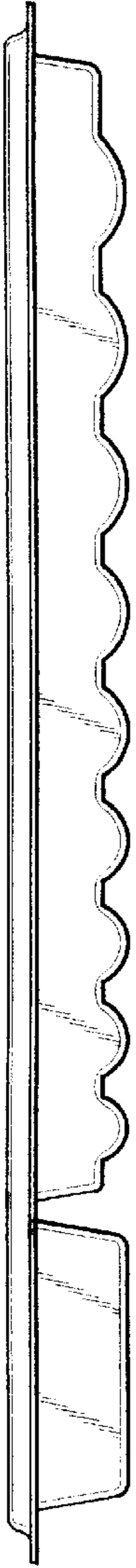


FIG. 2

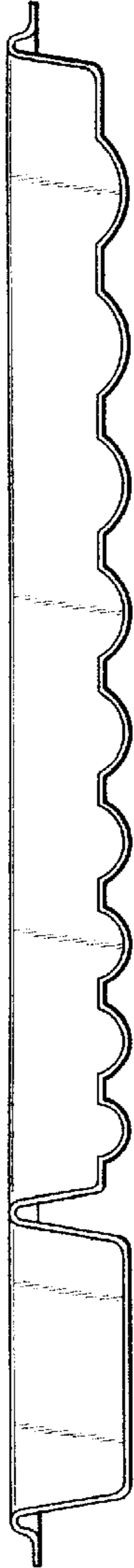


FIG. 3




FIG. 4




FIG. 5




FIG. 6




FIG. 7




FIG. 8